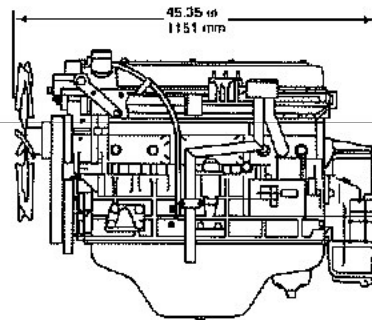
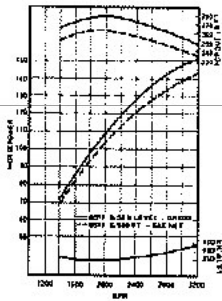
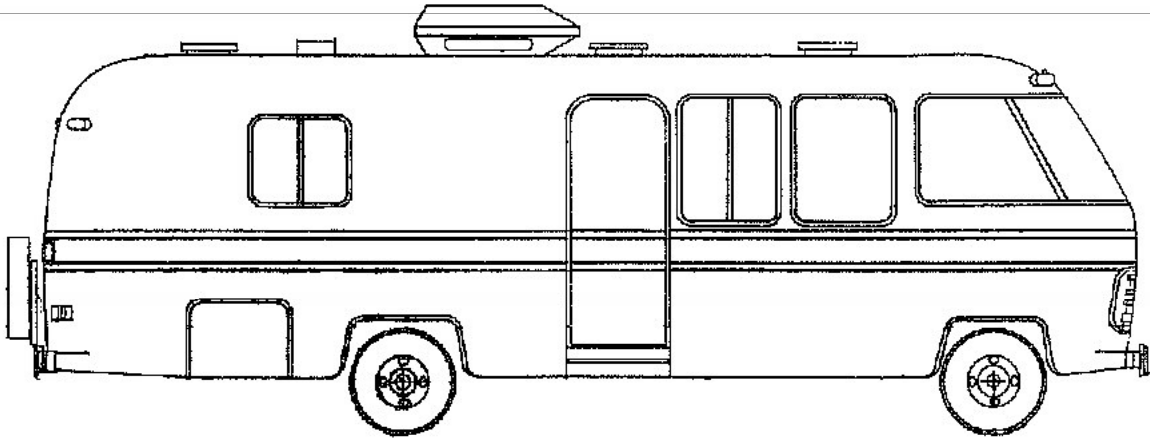


# THE AIRSTREAM DIESEL MOTORHOME



**Double Your Present Gas Mileage\***  
**Diesel Dependability**

**Top Value — Lightweight, Aerodynamic Design**  
**Reliable Airstream Construction**

**\*Airstreams average of 14.9 mpg is compared to 7-8 mpg for many motorhomes of similar size and liveability. Compare for yourself!**

# AIRSTREAM DIESEL MOTORHOME

Your long term investment—in the future

## Cut your fuel costs in half—

as compared to many comparably equipped motorhomes of the same size.

## Increased engineering dependability—

with reliable diesel engine—cuts engine tune-up costs—eliminates cost of spark plugs, points and many other parts.

## Increased long term value—

**Maintain higher resale value**

**Diesel engine reliability**—proven over hundred's of thousands of miles

**Reduced service costs**—fewer more reliable parts need less service and are simpler to replace. Engine compartment is easier to access to reduce time for maintenance and cost.

**True energy conservation**—engine is tuned for diesel fuel only—not false economy of compromised two-fuel (LP and gasoline) engine conversions.

**Safety fuel**—engine uses lower flash-point diesel fuel.

## Optimized design—

Airstream pioneered lightweight construction. By using forged aluminum ribs and airplane stressed-skin construction Airstream can use the desired power plant of the 80's to maximum effect. When combined with the Airstream aerodynamic design you get the best package of design, engine and construction that is optimized for the 1980's. Without sacrificing long term reliability or Airstream's well known handling and ride.

## SPECIFICATIONS

### Fuel Economy—

14.9 miles per gallon\*

### Cruising Range (w. optional 70 gal. tank)

1,043 miles

### Acceleration Times—

0-30 —10.6 seconds

0-50 —29.7 seconds

### Vehicle Weight

11,150 lbs. (as tested)

### Engine Type—

Isuzu Automotive Diesel\*

—water cooled

### Displacement—

351 cu. in.

### Horsepower—

151 B.H.P. @ 3200 r.p.m.

### Torque—

289 ft. lbs. @ 2000 r.p.m.

\*Average of 2-100 mile round trips in a 28' 1980 AIRSTREAM MotorHome, covering local and highway driving. Your mileage may vary depending on traffic, weather conditions and individual driving habits.