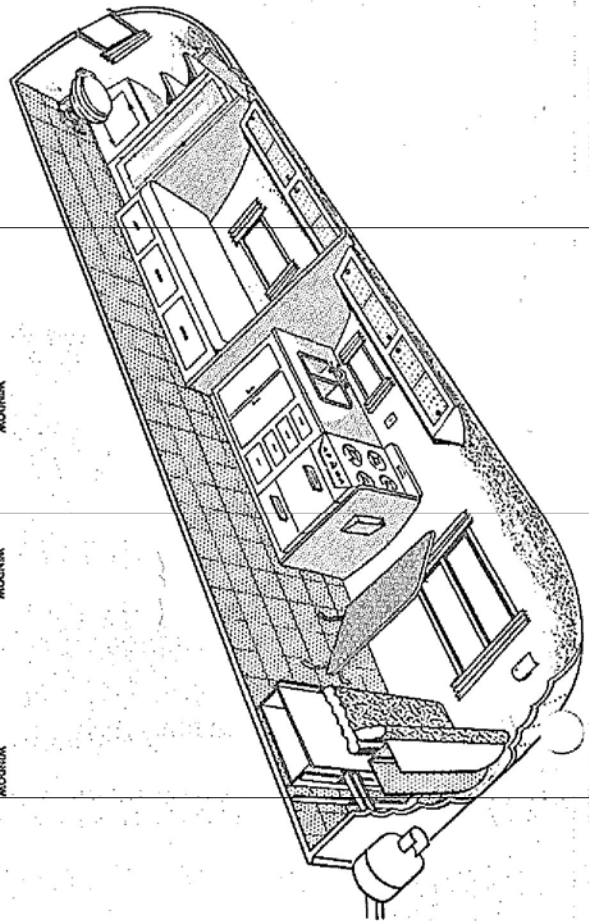
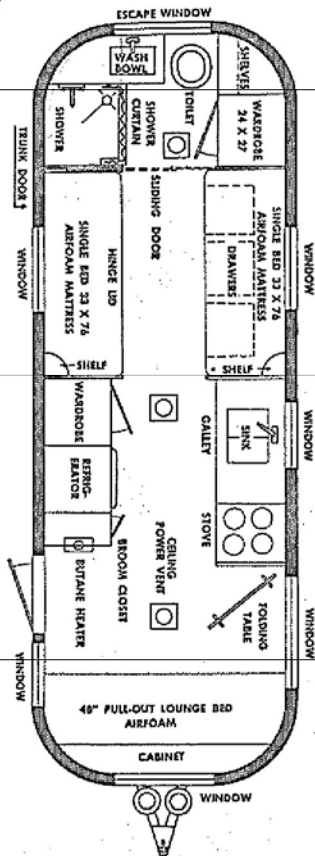
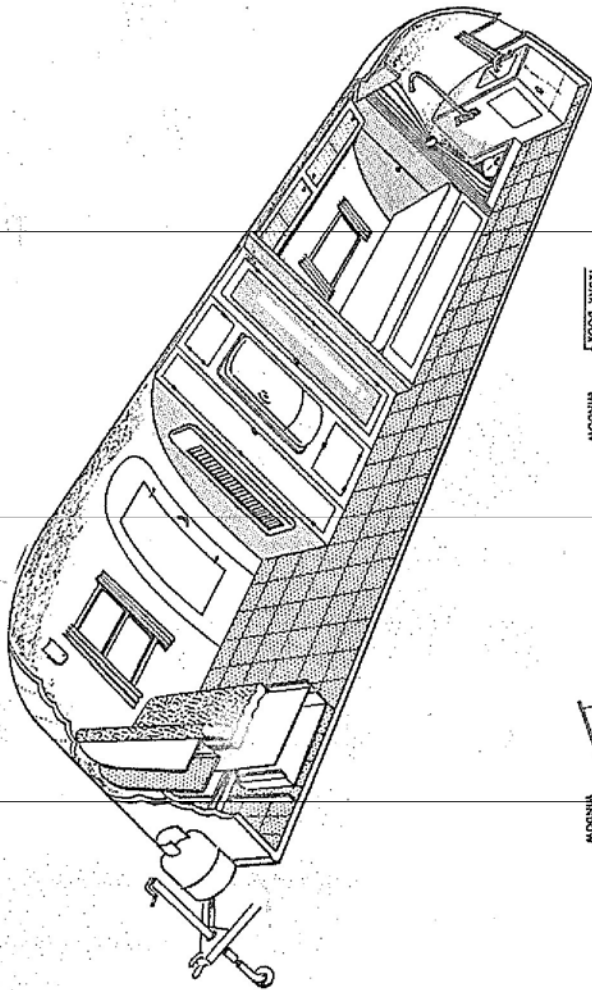


1955

New... Different... Ultra Modern...

INTERIOR ARRANGEMENTS

26-foot



*Airstream's New...*

OVERLANDER

**CHECK THESE FEATURES!**

- Overall length — 26 ft.
- Body length — 23 ft.
- Overall weight — 3,297 lbs.
- Hitch weight — 340 lbs.
- Choice of three interior colors.
- Rectangular twin beds.
- Featherlite lifetime airfoam mattresses.
- Airfoam sofa in front, convertible to single, double bed.
- Hot water heater.
- Rear bathroom, toilet, extra large lavatory, separate shower.
- Butane heat.
- Standard apartment range, 4 burner, oven and broiler.

- Double sinks, swing faucet.
- Combination ice-electric refrigerator.
- Formica galley top.
- Airliner curtains.
- Beautifully grained wood cabinets.
- Linoleum tiled floor.
- 48" wardrobe space, 14 drawers, roof lockers.
- Medicine cabinet.
- 9 crank operated windows.
- Perfect cross ventilation.
- 3 roof vents.
- 16 ft. awning rail.
- Double butane tanks.
- Weatherproof 110-Volt electrical outlet.

- Trunk compartment.
- Touch control, built-in step.
- Warp-free hollow core cabinet doors.
- Power fan in center ventilator.
- Imported "Sta-closed" closet catches.
- Tough Sil-Lustre wax body finish.
- Doors hinged on forward edge for added safety.
- Electric brakes.
- Escape type rear window.
- Steel bumpers, shock absorbers.
- Truck wheels, 700 x 15, 8 ply tires.
- Permissible extra features at additional cost.
- Bunks over twin beds
- Pump and water tank
- Gas lights

*As Modern As Tomorrow! • Built To Outlast Them All!*