



perhaps it's time to start a collection...

INTERNATIONAL SPECIFICATIONS	CCD	AS
Length Exterior	22' 4"	22' 4"
Width Exterior	8'	8'
Width Interior	7' 7"	7' 7"
Height Exterior w/ AC	9' 4"	9' 4"
Height Interior w/ AC	6' 4.5"	6' 4.5"
Hitch Ball Height	1' 6"	1' 6"
Hitch Weight (lbs.)	480	400
GVWR (lbs.)	5300	5300
UVW (lbs.)	4000	4240
NCC (lbs.)	1300	1060
Fresh Water (Gal.)	30	30
Grey Water (Gal.)	21	21
Black Water (Gal.)	21	21

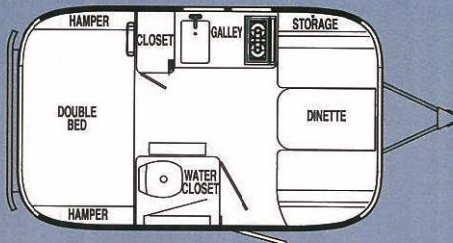
THE NEW INTERNATIONAL

Both International models are equipped with all of the features you need for travel the Airstream way, but each has its own special features in keeping with its unique style. The CCD's aluminum interior shell is highlighted by roller pull-shades with hard valances and a seamless vinyl floor, while the more traditional curves and softer look of the AS are set off by mini-blinds with fabric valances and carpet throughout. In the CCD, overhead compartments are closed with backlit, translucent, plexiglass sliding doors; the AS is fitted with laminate doors to match the rest of the cabinetry. The galley in the CCD features a two-burner glass-top cooktop and a stylish round stainless steel sink; The AS has a stainless steel cooktop and a traditional double stainless steel sink. In the International series, you not only get high style, but also a real choice of styles.

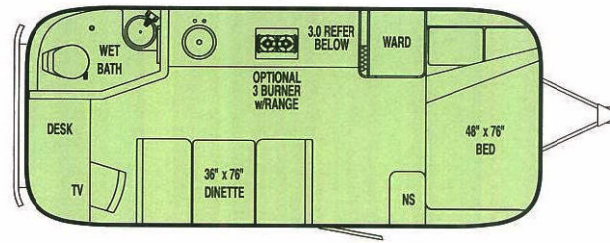


16' INTERNATIONAL CCD

The International interiors are the most exciting and innovative on the road today. Designer Chris Deam is currently developing a series of travel trailers in both longer and shorter lengths that are sure to give the International family something for everyone.

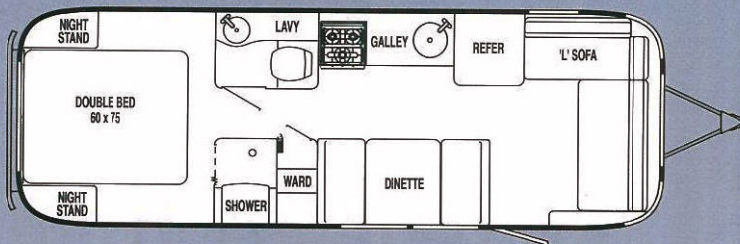


22' INTERNATIONAL CCD

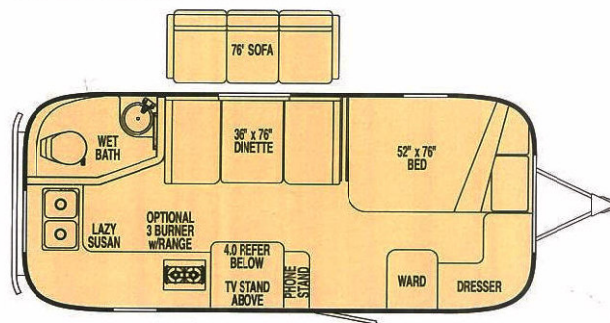


28' INTERNATIONAL CCD

these are currently in development - coming soon!



22' INTERNATIONAL AS



Warm and natural

The soft, gentle curves and wood-grain laminate of the AS interior make for a warm, inviting interior that will remain stylish for a long time to come.