



Revolution LE

It starts here.



REVOLUTION LE-Class A Diesel-2006




THE WORLD IS CONSTANTLY
CHANGING, AND SO ARE YOUR ADVENTURES.
IT'S TIME YOU EMBRACED WHAT'S
NEXT, AND SAW THE ROAD FOR ALL IT HAS TO OFFER.
BREAK THE MOLD, TRAVEL IN
LUXURY AND EXPERIENCE COMFORT THAT
WILL LEAVE YOU BREATHLESS.



New Beginnings.

Your adventures have only begun thanks to Revolution LE's innovative stylings. Revolution LE's bold design features tall 84" flat ceilings that allow you plenty of room to roam about freely. Luxurious Flexsteel® furniture has a lifetime warranty on the frame,

while beautiful Fabrica® carpeting and diagonally laid tile flooring provide a very contemporary look. You'll also enjoy the entertainment system, featuring a 27" TV with home theater system, DVD player and optional in-motion TracVision® digital satellite system.



THE CENTRAL VACUUM (optional) is very handy for quick clean up, and easily stores away when not in use.



THE 12 CU. FT. SIDE BY SIDE REFRIGERATOR has plenty of room for food and drink, and features an icemaker.



THE GALLEY PANTRY includes convenient pull-out shelves for easy storage of non-perishable goods.



SPACIOUS OVERHEAD STORAGE is a great place to keep books, DVD's or video tapes for your long journeys.

DELUXE FULL EXTENSION ROLLER BEARING DRAWER GUIDES on the drawers throughout the coach, give you full access for convenient storage.



THE DINETTE BOOTH (optional) comfortably seats 4 with a large window for an excellent view of your surroundings. Free-standing dinette is standard.



Revolution LE

Like Nothing Else.

Relax like never before in Revolution LE's stylish bedroom. Enjoy luxuries on the road like dynamic fabric motifs for a sleek decor, and satin polished solid surface countertops for a sophisticated appeal. Take comfort in your surroundings after

a long day thanks to a full queen-size innerspring mattress while you enjoy the 20" flat screen television for your viewing pleasure. Revolution LE provides a contemporary design combined with the friendly comforts of home. Enjoy every moment of it.



THE BATHROOM features stain resistant solid surface countertops, a medicine cabinet with vanity lighting and mirrored door, an elegant soap dish and towel racks.



THE BEDROOM CEILING FAN (optional) circulates air and keeps the room cool, allowing you to rest easy, even on warm days.

COMBINATION WASHER/DRYER (optional) is conveniently concealed in a cabinet, allowing you to easily take care of your laundry needs.



THE MOEN® HAND HELD SHOWER HEAD features adjustable water and height settings, giving you all the luxuries of home.



THE GLASS ENCLOSED SHOWER W/SKYLIGHT features a shower seat, obscured glass for privacy and towel racks.



THE CEDAR LINEN CLOSET provides plenty of room for extra bedding and clothing, while keeping garments smelling fresh and moth-free.






Revolution LE

Avant-Garde.

Welcome to the driving experience of tomorrow. Revolution LE will change the way you travel forever thanks to an unmatched style, combined with Fleetwood's own Liberty Chassis, to provide the smoothest ride imaginable. Travel in luxury with Flexsteel® Ultraleather™

driver/passenger seats and enjoy features like the Visteon® AM/FM radio with CD player. Sleek, easy to read gauges also make this driving experience one you'll never forget. So prepare to be impressed, and set your expectations high. Revolution LE will simply amaze you.



THE LIBERTY CHASSIS

has formerly only been offered on the American Coach Line. Fleetwood set out to design a superior, one-of-a-kind chassis that would be able to overcome the structural challenges created by designing floor plans with triple and quad slide-outs. This exclusive Fleetwood design (patent pending) strengthens the structural integrity of the driving platform by creating a strong and rigid frame that resists flexing. Enormous 15,000 lb. towing capacity† to easily tow your favorite vehicle, strong steel electro-coated platform to protect against corrosion and a lightweight aluminum superstructure help to create the ideal driving experience. (†The chassis manufacturer recommends the installation of a supplemental brake control system to activate the brakes on the vehicle or trailer you are towing.)



THE DRIVER'S AREA

features a soft touch smart wheel with tilt and telescoping features, adjustable break and throttle pedals, flip-down drink holders and three power sun visors to provide convenient shade from the sun.



THE EXTRA WIDE ULTRALEATHER™ FLEXSTEEL® PASSENGER SEAT

(optional) features 6 way power adjustment to customize seat position/height, and an electric foot rest allowing you to comfortably adjust the foot rest automatically for a luxurious traveling experience.

Revolution LE

[†]The chassis manufacturer recommends the installation of a supplemental brake-control system to activate the brakes on the vehicle or trailer you are towing.

DUAL AIR CONDITIONERS are mounted on the roof to free up storage space in the basement.

A 15,000 LB. TOWING CAPACITY[†] makes it easy to haul your favorite vehicle.

CHROME HEATED MIRRORS have a stylish look, are resistant to cold weather to help prevent freezing and frost, and can be easily adjusted from the driver's seat.

SIDE-HINGED LUGGAGE DOORS

open sideways, providing easy access to stored items. Specially designed durable hinge pins lock the exterior compartments in the open position so the doors won't swing shut when loading or unloading (most doors).

THE 50" TALL ONE-PIECE WINDSHIELD

maximizes visibility, looks fantastic and gives the driver an unobstructed view of the road. The windshield wipers are mounted up and out of the way.


A 2 STAGE DUPONT® PAINT PROCESS

is carefully applied for maximum durability and a sleek exterior look. This process ensures only the best in quality and appearance.

Revolution LE shown in Retro Pearl.



PASS THROUGH STORAGE COMPARTMENT is insulated and Vacu-bonded® to ensure quality and features a slide-out tray to easily access long/larger items farther back in the compartment (tray optional).



THE REAR VISION CAMERA provides a direct feed to the driver's area and one-way audio so you can easily communicate while backing up.


KEYLESS REMOTE ENTRY is a very convenient feature that makes locking and unlocking your RV easy as the push of a button.



THE CENTRAL UTILITY COMPARTMENT provides a central place to check your holding tank levels, change your whole coach water filter and access the sprayer for quick clean up. It's also lined with a special easy to clean poly-ethylene material.



THE STYLISH REAR CAP features high mounted taillights that can be easily seen by other drivers even when you are towing a vehicle. A two-piece rear ladder makes it easy to access the roof and easily stows away in a storage compartment when not in use.



THE EXTERIOR ENTERTAINMENT CENTER (optional) includes an AM/FM marine grade radio with CD player, and a 20" TV with a swivel slide-out tray for your viewing pleasure.



Revolution LE

SELECT BETWEEN 16 FULL-BODY PAINT EXTERIOR GRAPHIC CHOICES.

STANDARD EXTERIOR GRAPHICS



Copper Sunset



Desert Sand



Onyx



Pearl

SPEEDLINE EXTERIOR GRAPHICS



Copper Sunset



Desert Sand



Onyx



Pearl

EDGE EXTERIOR GRAPHICS



Copper Sunset



Desert Sand



Onyx



Pearl

RETRO EXTERIOR GRAPHICS



Copper Sunset



Desert Sand



Onyx




Pearl

SIXTEEN EXTERIORS, THREE INTERIORS. THE CHOICE IS YOURS.

For 2006, choose from diverse full-body paint exterior graphics and interior fabric motifs. Lots of options: 3 interior motifs, 3 wood finishes and 16 exterior graphic choices to select from.

ONYX

Living/Dining Room



Ultraleather™ Sofa & Sofa Bed

Dinette Cushions

Throw Pillows

Bedroom



Bedspread & Pillow Shams

Throw Pillows

PEARL

Living/Dining Room



Ultraleather™ Sofa & Sofa Bed

Dinette Cushions & Throw Pillows

Throw Pillows

Bedroom



Bedspread & Pillow Shams

Throw Pillows

COPPER

Living/Dining Room



Ultraleather™ Sofa & Sofa Bed

Dinette Cushions & Throw Pillows

Throw Pillows

Bedroom



Bedspread & Pillow Shams

Throw Pillows

INTERIOR WOOD FINISHES



Regency Cherry

Clear White Maple

Walnut

What Drives You?

Maybe it's feeling like you're the only one on Earth. Perhaps it's the unique sense of closeness with the great outdoors. Or, it might be the joy that comes from spending quality time with family and friends. Whatever the reason, we know that you have a strong drive to experience everything that comes with spending time on the road. And for more than 50 years, we've shared that passion with you. Because we're RV enthusiasts ourselves, you can see our passion in the vehicles we design and build. Own a Fleetwood, and you'll feel like you're not just traveling, but embarking on an experience unlike any other. Set your own course for adventure and get out there and explore the world around you. Once you do, you'll see what it is that drives us — it's you.

RV OWNERCARE* is a limited one-year/15,000-mile coach warranty and three-year/50,000-mile structural warranty, whichever occurs first, and it is fully transferable for the first 12 months. RV OWNERCARE is one of the RV industry's most comprehensive programs and includes systems, appliances, components and construction, with no deductible and no service charge. RV OWNERCARE coverage is provided from a company that will be around in the future to service your needs. See your nearest Fleetwood dealer for a full explanation of benefits and restrictions.

FLEETWOOD TRAVELCADE CLUB As a Fleetwood owner, you're eligible to become a member of our owners' group, Fleetwood Travelcade Club. It's a perfect way to meet other Fleetwood owners who love to travel across America and share in the RV lifestyle. Call (877) 577-2560 and join the fun! Or visit www.fleetwood.com/clubs to learn more.



www.fleetwoodrv.com

*For complete info see your Fleetwood dealer. ©2005. Fleetwood Enterprises, Inc.
Printed in the USA. Inventory control number REVLE06B1 6/05.

FLEETWOODRV.COM To locate a dealer near you, visit our website or call 1-800-444-4905. We can also be contacted at Fleetwood Customer Relations, P.O. Box 7638, Riverside, CA 92513-7638.

IMPORTANT—PLEASE READ Product information, photography and illustrations included in this publication were as accurate as possible at the time of printing. For further product information and changes, please visit our website at www.fleetwoodrv.com or contact your local Fleetwood dealer. Prices, materials, design and specifications are subject to change without notice. All weights, fuel, liquid capacities and dimensions are approximate. Fleetwood has designed its recreational vehicles to provide a variety of uses for customers. Each vehicle features optimal seating, sleeping, storage and fluid capacities. The user is responsible for selecting the proper combination of loads (i.e.: occupants, equipment, fluids, cargo, etc.) to ensure that the vehicle's capacities are not exceeded.

Your local Fleetwood dealer is:

