



DRIVING YOUR PASSION

INTEGRITY. REPUTATION. COMMITMENT.

AT AMERICAN COACH,[®] THESE ARE MORE THAN JUST WORDS. THEY'RE THE PRINCIPLES UPON WHICH WE BUILD EVERY MOTORCOACH, EVERY DAY.

WE BELIEVE THAT EVERY LUXURY MOTORCOACH OWNER DESERVES AN EXTRAORDINARY JOURNEY, WHICH IS WHY THE AMERICAN COACH STORY BEGINS LONG BEFORE YOU STEP INSIDE OR GET BEHIND THE WHEEL. IT BEGINS WITH INNOVATIVE ENGINEERING, CUTTING-EDGE CONSTRUCTION TECHNIQUES AND A METICULOUS ATTENTION TO DETAIL. BUT A BEAUTIFUL, DISTINCTIVE DESIGN IS ONLY THE BEGINNING. THROUGH OUR EXPERT SERVICE TEAM AND DEDICATED NATIONWIDE DEALER NETWORK, WE'VE EARNED AN UNSURPASSED LEVEL OF CUSTOMER LOYALTY.

WE'RE WITH YOU AT EVERY TURN, EVERY TIME, YEAR AFTER YEAR. YOUR DREAMS ARE LIMITLESS, AND SO IS OUR COMMITMENT TO EVERY AMERICAN COACH OWNER. WE'RE MORE THAN A LUXURY MOTORCOACH MANUFACTURER. WE'RE A PARTNER IN THE PURSUIT OF YOUR PASSION.



American Coach[®]

DRIVING YOUR PASSION

INTRODUCING THE 2013

American REVOLUTION

The 2013 American Revolution offers distinctive details that feed the spirit and evoke an irrepressible sense of adventure. The latest style, technology and premium features make every travel experience even more exciting. It's a sign of success that's hard to ignore, and an invigorating opportunity that's impossible to deny.



<http://www.mercedes-benz.com>





AMERICAN REVOLUTION 42T shown in Faded Linen interior décor with Mahogany Stained Cherry cabinetry w/Ebony Glaze





RELAX. YOU'RE TRAVELLING IN STYLE.

Inside the American Revolution, contemporary fabrics with lively patterns and color combinations enliven and inspire. From the moment you set foot inside, it's clear that no matter where you're going, you'll arrive in style.





FADED LINEN



LUXURIOUS GRAPHITE



GOLDEN SUEDE



Mahogany Stained Cherry
w/Ebony Glaze

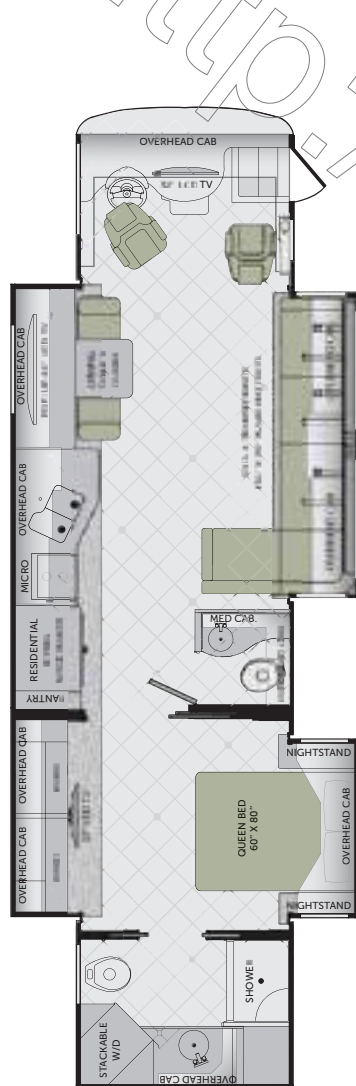


Regency Cherry w/Ebony Glaze



Almond Mocha Glaze

FLOOR PLANS



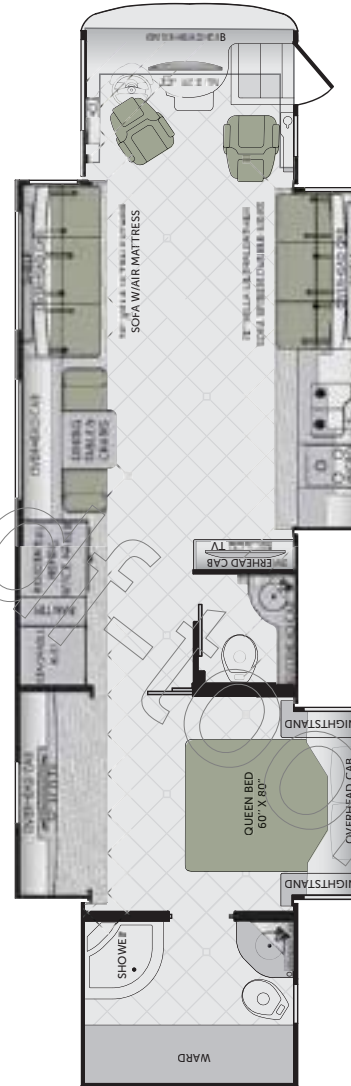
38S

Available options: 107, 126, 129, 193, 853, 854, 855, 856



42T

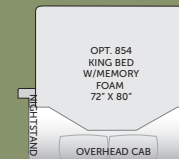
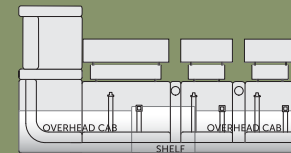
Available options: 107, 126, 127, 129, 828, 853, 854, 855, 856



42W

Available options: 107, 126, 127, 129, 205, 828, 853, 854, 855, 856

OPTIONS



STANDARD & OPTIONAL FEATURES

INTERIOR

GENERAL AMENITIES

- 30" Deep Slide-Outs
 - Coffered Ceilings w/ Crown Molding
 - Hardwood & Fabric Window Treatments
 - Fan-Tastic® Rain Sensor Power Roof Vents w/3-Speed Fan (3)
 - Flush Bolt Latch Hardware on Pocket Doors
 - Lined Cabinet Interiors
 - Premium Hardwood Cabinet Doors
 - Premium Hardwood Face-Framed Cabinetry & Moldings
 - Polished Porcelain Tile Floor w/Décor Accents Throughout
- Optional**
- Canadian Standards Build
 - Custom Interior Request
 - Factory V.I.P. Delivery

DRIVER CONVENIENCE

- Adjustable Brake & Throttle Pedals
 - Auxiliary Fog Lights
 - Auxiliary Start Switch
 - Chrome, Heated Side-View Mirrors w/Remote Adjustment & Turn Signal Indicators, Side Vision Cameras Integrated into Mirrors
 - Denso Dash Climate Control
 - Driver & Passenger LED Reading Lights
 - Dual-Dash Monitor Design
 - Flip-Open Dash Storage Area
 - I.C.C. Light Switch
 - Keyless Entry Door Access w/Key Fob
 - Multiple Auxiliary 12-Volt Dash Receptacles
 - One-Piece Windshield Bonded to Steel
 - Powered Windshield Privacy Blinds & Shades
 - Tag Axle Dump Switch
 - Tilt & Telescoping Soft-Touch Smart Steering Wheel w/Adjustable Dash Gauges
 - Top-Mounted Intermittent Windshield Wiper System w/Wet Arm
 - Villa® 6-Way Power Driver Seat w/Heat, Manual Lumbar & Adjustable Arms (Ultraleather™)
 - Villa 6-Way Power Passenger Seat, Manual Lumbar, Adjustable Arms & Electric Footrest (Ultraleather)
- Electronics**
- Sony® Color Camera Monitor w/One-Way Audio
 - Sony Rear-View Camera
 - Sony Touchscreen Dash Radio w/ GPS Navigation & Sirius® Satellite Radio (Subscription Required)

LIVING AREA

- 12V LED Ceiling Lighting
 - Central Vacuum System
 - Centralized Command Center
 - Day/Night Manual Roller Shades
 - Hardwood Front TV Overhead Cabinetry
 - Large Passenger Window
 - Lighted Step Well Area w/ Power Cover
 - Raised-Panel Cabinet Doors
- Electronics**
- Sony® Blu-ray® Home Entertainment System w/Wi-Fi
 - Sony 32" LCD HDTV (Front)
 - Sony 40" LCD HDTV (Mid-Ship)
 - Sony 46" LCD HDTV (38S Mid-Ship)
- Optional**
- TracVision R5 Series Satellite System
 - Winegard In Motion Satellite System

GALLEY

- Adjustable Shelves
 - High-Rise Galley Faucet w/Pullout Sprayer
 - Polished Solid-Surface Countertop & Flush Sink Covers
 - Tile & Glass Accent Backsplash
 - Roller Bearing Full-Extension Drawer Guides
 - Solid Hardwood Drawer Fronts
 - Solid-Surface Under-Mount Double-Bowl Sink
 - Task Lighting
- Appliances**
- Electric 2-Burner Cooktop
 - GE® Convection Microwave Oven
 - Residential Refrigerator w/Icemaker In Door
- Optional**
- Dishwasher Drawer w/Cabinet Wood Front
 - Dometic® 14 cu. ft., Sidewise Refrigerator, 120V/Propane, Icemaker, Brushed Stainless Finish, 2000w Inverter

BATHROOM

- Fiberglass Shower w/ Molded Seat/Shelf
- Obscure-Style Decorative Shower Glass Enclosure
- Polished Solid-Surface Countertop w/ Residential Faucet
- Residential China Bowl Power Flush Toilet w/Hand Sprayer (Select Locations)
- Residential Hand-Held Shower Head
- Skylight in Shower

BEDROOM

- Cedar-Lined Wardrobe (n/a 38S)
 - Hardwood Doors w/ Fluted Glass Style Panels
 - Hardwood Framed Headboard w/Padded Fabric Accent
 - Lift-Up Bed w/Under-Bed Storage
 - Polished Solid-Surface Nightstand Tops
 - Queen Innerspring Pillow-Top Mattress
 - Remote Generator Start Switch
 - Wardrobe Lighting
- Electronics**
- Sony® 32" LCD HDTV
 - Sony 32" LED HDTV (38S)
 - Sony DVD Player
- Appliances**
- Stacked Washer/Dryer
- Optional**
- King Bed w/Memory Foam Mattress
 - Queen Bed w/Memory Foam Mattress
 - King Air Mattress w/2 Remotes
 - Queen Air Mattress w/2 Remotes
 - Combination Washer/Dryer
 - Washer/Dryer Ready w/Shelves

FURNITURE

- Decorative Dinette & Folding Guest Chairs (N/A w/Face-to-Face Dinette Options)
- Dinette w/Deep-Base Cabinet Storage, File Storage & Slide-Out Laptop Tray
- Polished Solid-Surface Dinette Table w/ Slide-Out Extension
- Villa Ultraleather Sofa Bed w/Air Mattress (Select Models)
- Villa Ultraleather Sofa w/ Removable Arms (Select Models)
- Villa® Ultraleather™ Transformer Sofa Bed w/Air Mattress (38S)
- Villa Ultraleather Dinette Face-to-Face Dinette Ensemble
- Villa Ultraleather Sofa Bed w/Air Mattress (w/ Ensemble)
- Villa Ultraleather Transformer Sofa w/ Incliners & Power Footrests (38S)





PLUMBING/ELECTRICAL

- Aqua-Hot® Heating System, 50,000 BTU (House, Basement, Water)
- Energy Management System (50 Amp)
- Heat Pump on Rear AC Unit
- Heated Water & Holding Tank Compartments
- Holding Tank San-T-Flush™ System
- Inverter & Battery Monitor
- Multi-Point Water Pump Switching
- PEX Plumbing System
- SensaTank™ Level Monitoring System (Interior)
- Surge Guard™ Electrical System Protection
- Three 15.0M Low-Profile Roof Air Conditioners (Two - 38S)
- Waste Away Sewer Hose Manager
- Whole-Coach Water Filtration System
- Variable-Speed Water Pump

Optional

- Waste Management System (Macerator) Deletes Sewer Hose Manager

SAFETY

- 3-Point Integrated Seat Belts at Driver & Passenger Seats
- Carbon Monoxide (CO) Detector
- Daytime Running Lights
- Emergency Egress Window
- Fire Extinguisher
- Propane (LP) Leak Detector
- Lighted Exterior Grab Handle
- Momentary Courtesy Lighting at Entry and Passenger Area
- Side Docking Lamps
- Side Turn Signal Indicators
- Smoke Detector/Alarm

EXTERIOR

GENERAL AMENITIES

- Battery Disconnect Switches for House & Chassis
- Brushed Stainless Kick Plate Under Entry Door
- Convenience Light in Utility Compartment
- Diamond-Shield® Protective Front Mask
- Pure Sine Wave Inverter/Charger (2800w)
- Electrical Outlets in Luggage Compartments
- Fresh Water Hose (25')
- Full-Width Rear Rock Guard w/Stainless Logo Panel
- Integrated Rear Upper Fiberglass Wing Deflector
- Inverter & Battery Monitor
- Maintenance-Free (8) Absorbed Glass Mat 6-Volt Batteries (Group GC2) (6 in 38S)
- Cummins Onan® 10.0 kW Quiet Diesel Generator on Power Slide-Out w/ Automatic Start
- "One Key" System (Luggage & Entry Doors)
- Power Cord Reel (50 Amp)
- Power Double Entry Step
- Rear Engine Access Door w/Power Assist Struts
- Roof-Mounted Engine Air Intake
- Spray Wand w/Soap Dispenser & Paper Towel Holder
- Strut-Assisted Side-Hinged Luggage Doors
- Windshield Washer 1.5-Gallon Reservoir

Optional

- 1st Full Bay 36" & 54" Slide Tray
- 1st Full Bay 90" Slide Tray
- 2nd Full Bay 36" & 54" Slide Tray
- 2nd Full Bay 90" Slide Tray
- Custom Exterior Paint Color Request
- Exterior Sidewall TV (Sony® 32" LCD HDTV & Sony AM/FM/CD/DVD)
- Power Luggage Door Locks (Select Doors) w/Remote Key Fob
- Two-Piece Aluminum Rear Ladder

AWNINGS/WINDOWS/DOORS

- 30" Entry Door w/Deadbolt
- Entry Screen Door w/Logo Kick Plate
- Frameless Flush-Mount Windows
- Powered Entry Door Awning
- Slide-Out Mounted Girard Power Patio Awning w/Wind Sensor System
- Slide-Out Topper Awnings
- Window Awnings (Bedroom & Front Roadside)

CONSTRUCTION

- 5-Layer Flooring w/3" Bead Foam Insulation
- 6-Layer Radius Roof w/ Bead Foam Insulation
- Aluminum-Framed Wall Construction
- Central Electrical Panel for 120V/12V AC/DC
- Dense Bead Foam Insulation Throughout
- DuPont® Automotive Full Body Paint w/Sand & Buff High-Gloss Finish
- Fiberglass Front and Rear Quarter Panels
- Fiberglass Molded Front Bumper
- Full Fiberglass Front & Rear Caps
- Gel Coat Fiberglass Exterior Sidewalls w/No Wood Substrate
- Heated Water and Holding Tank Compartments
- Interlocking Aluminum Roof/Sidewall/Floor Connections
- Insulated Aluminum Framed & Paneled Luggage Compartment Doors
- One-Piece Molded Fiberglass Roof w/Radius Corners
- Pebble-Finished Fiberglass Basement Lining
- Steel Construction on Front Bulkhead
- Sound Absorption Material Front, Rear & Engine
- Vacu-bond® Sidewall, Roof, Floor & Rear Wall

LIBERTY® CHASSIS

- Aluminum Wheels (6)
- Anti-Lock Brake System (ABS)
- Automatic 4-Point Dual (Air & Hydraulic) Leveling System
- Automatic Traction Control
- Chassis Filter Service Center
- Custom-Tuned Sachs® Shocks
- Dual Fuel Fill Doors, Locking
- Electro-Coated Heavy-Duty Steel Bridge Structure
- Engine Block Heater
- Full Air Brakes w/Automatic Slack Adjusters
- Neway® Air Ride Suspension
- Side Radiator Configuration
- Two 1900 CCA Maintenance-Free Chassis Batteries
- ZF® Independent Front Suspension w/60-Degree Steering Angle (42T, 42W) (late availability)

WEIGHTS & MEASURES

WEIGHTS

| CHASSIS — LIBERTY® | | | |
|---|--------|--------|--------|
| Model | 38S | 42T | 42W |
| GVWR (lbs) ¹ | 37,700 | 44,700 | 44,700 |
| Front GAWR (lbs) ² | 14,700 | 14,600 | 14,600 |
| Rear GAWR (lbs) ² | 23,000 | 20,000 | 20,000 |
| Tag Axle GAWR (lbs) ² | N/A | 10,000 | 10,000 |
| GCWR (lbs) ³ | 45,200 | 59,600 | 59,600 |
| Hitch Rating Weight (lbs) ^{††} | 7,500 | 15,000 | 15,000 |
| Tongue Weight (lbs) [†] | 750 | 1,500 | 1,500 |
| Fuel Capacity (gal) | 100 | 150 | 150 |

DIMENSIONS & CAPACITIES

| MODEL | 38S | 42T | 42W |
|---|------------|------------|------------|
| Wheelbase (inches) | 254" | 302" | 302" |
| Overall Length ⁴ | 38'-11.5" | 42'-11.5" | 42'-11.5" |
| Overall Height (with A/C) | 12'-11.75" | 12'-11.75" | 12'-11.75" |
| Overall Width (maximum) ^{5, 6} | 102" | 102" | 102" |
| Interior Height (maximum) | 84" | 84" | 84" |
| Interior Width (maximum) | 96" | 96" | 96" |
| Fresh Water Holding Tank (gal) | 100 | 100 | 100 |
| Grey Water Holding Tank (gal) | 60 | 60 | 60 |
| Black Water Holding Tank (gal) | 40 | 40 | 40 |

IMPORTANT — PLEASE READ: Product information, photography and illustrations included in this publication were as accurate as possible at the time of printing. For further product information and changes, please visit our website at www.AmericanCoach.com or contact your local American Coach dealer. Prices, materials, design and specifications are subject to change without notice. All weights, fuel, liquid capacities and dimensions are approximate. American Coach has designed its recreational vehicles to provide a variety of uses for its customers. Each vehicle features optimal seating, sleeping, storage and fluid capacities. The user is responsible for selecting the proper combination of loads (i.e., occupants, equipment, fluids, cargo, etc.) to ensure that the vehicle's capacities are not exceeded.

1. GVWR (Gross Vehicle Weight Rating) is the maximum permissible weight of this fully loaded motor home. The GVWR is equal to or greater than the sum of the (UVW) unloaded vehicle weight plus the (OCCC) occupant cargo-carrying capacity*.
 2. GAWR (Gross Axle Weight Rating) is the maximum permissible loaded weight a specific axle is designed to carry.
 3. GCWR (Gross Combined Weight Rating) is the value specified by the motor home manufacturer as the maximum allowable loaded weight of this motor home with its towed vehicle. Towing and braking capacities may be different. Refer to American Coach and chassis manufacturer's manuals for complete information.
 4. Length measured from front bumper to rear bumper (excludes accessories).
 5. Excludes safety equipment and awnings.
 6. Motor homes feature a body width over 96" which will restrict your access to certain roads. Before purchasing, you should research any state and/or province road laws which may affect your usage.
- N/A = Not Applicable

† The chassis manufacturer recommends the installation of a supplemental brake control system to activate the brakes on the vehicle or trailer you are towing. Hitch receiver ratings expressed are maximum for the hitch receiver installed and may require the purchase of additional equipment that is dependant on the weight of the towed load. Consult with hitch receiver manufacturer for further information.

†† The Minimum Towable Load of this vehicle is the available weight capacity, up to GCWR, when the coach is fully loaded to maximum GVWR. However, if the coach is loaded to something less than maximum GVWR, that extra available weight capacity can be added to your Towable Load. For example, if your coach is loaded to 1,000 lbs less than maximum GVWR, your Towable Load increases accordingly. Do not exceed the hitch rating weight, GVWR or GCWR.

* UVW and OCCC are found on the label containing the federal certification tag in each RV.

** All 2013 American Coach motor homes include a 1-year American Coach Premier Roadside Assistance membership. For complete info, see your American Coach dealer.

CONTACT US: To locate a dealer near you, visit our website at www.AmericanCoach.com or call 1-800-322-8216. We can also be contacted at American Coach Customer Care, P.O. Box 31, Decatur, IN 46733.

CHASSIS — Liberty 400 (38S)

MODEL: Freightliner® XCM Series
 ENGINE: Cummins® 8.9L ISL w/VGT Exhaust Brake
 TORQUE: 1,250 lb-ft @ 1,300 RPM
 HORSEPOWER: 400 HP
 TRANSMISSION: Allison® 3000 MH, 6-Speed w/Electronic Shifter
 ALTERNATOR: 170-Amp Leece-Neville
 FRONT TIRES: 305/70R 22.5 Michelin® Radial (2)
 REAR TIRES: 295/80R 22.5 Michelin Radial (6)

CHASSIS — Liberty 450 (42T, 42W)

MODEL: Freightliner® XCM Series
 ENGINE: Cummins® 8.9L ISL w/2-Stage Engine Brake
 TORQUE: 1,250 lb-ft @ 1,300 RPM
 HORSEPOWER: 450 HP
 TRANSMISSION: Allison® 3000 MH, 6-Speed w/Electronic Shifter
 ALTERNATOR: 170-Amp Leece-Neville
 FRONT TIRES: 305/70R 22.5 Michelin® Radial (2)
 REAR TIRES: 295/80R 22.5 Michelin Radial (6)

THE AMERICAN COACH DIFFERENCE

EXCEPTIONAL DISTINCTION

At American Coach, we believe that your motorcoach is an exuberant declaration of success. That's why we strive every day to provide the best service, the most personal support, the highest-quality materials and the most distinctive designs in the RV industry.

We outfit each coach with state-of-the-art, name-brand technology, sophisticated accessories and engineered components. Our luxury motorcoaches do more than help you make memories—they help you make a statement, no matter where your travels take you.

Superior Innovation

The American Coach manufacturing process incorporates expert engineering, cutting-edge technology and industry-leading construction techniques.

- Vacu-bonded® floors, sidewalls and roof
- Interlocking aluminum construction
- DuPont® ChromaSystem™ full-body exterior paint



American Coach has partnered with Freightliner Custom Chassis Corporation (FCCC) to provide an integrated engineering chassis solution for the exclusive Liberty® Chassis design—durable and dependable with an impressive warranty and the smoothest ride in the industry.

Trusted Support

From the first time you step inside your coach—and for many years to come—our service and support team is here to guarantee a smoother, safer, more satisfying ownership experience.

- American Coach Premium Roadside Assistance
- Nationwide network of luxury motorcoach dealers
- Dedicated factory support exclusively for American Coach owners



Reliable Reputation

In a marketplace full of imitators, the American Coach reputation speaks for itself.

- Industry-leading engineering and construction
- Industry-leading service and support
- Recognition and respect from customers
- Highest resale values
- Most satisfied repeat buyers



American Coach Customer Care, P.O. Box 31, Decatur, IN 46733.

© 2012. Fleetwood RV, Inc. Printed in the USA. Inventory Control Number AR13B1, 8/12. Model Year 2013, First Edition.