

CAMEO



CAMEO
by Carriage



THE WORLD'S FINEST FIFTH WHEELS

The 2008 Cameo 35SB3 featured in our new Glazed Maple with the Celery decor package. The spacious living and kitchen arrangements allow for ease of entertaining and the island provides ample storage. The 80-inch sofa and dual-reclining loveseat both have great viewing angles for the standard Samsung LCD television. 2 folding chairs (not shown) are standard furniture for additional dining seating, and the table contains a hidden leaf that quickly enlarges the table for dinner or card playing.



THE WORLD'S FINEST FIFTH WHEELS



The 2008 Cameo 34CK3, shown with our Cherry wood and the Espresso decor package. The DVD/stereo is hidden above the LCD television to provide for the larger desktop workspace. A

file drawer is also provided for full-time convenience. Note the kitchen cabinets reach all the way to the ceiling, maximizing kitchen storage in a mid-kitchen arrangement.



34CK3 in Espresso and Cherry.



The 35FD3, featured with Rosewood decor and Honey Maple wood, has complete separation from the bedroom to the remainder of the coach, with 2 lavatories to serve both host and guest. The quilted bedspread and padded headboard allow for comfort while the radiused Corian vanity's additional space shows that Carriage listens to what full-timers need.



The 35SB3, in Glazed Maple and Celery decor. Note the dramatic curved staircase and radiused wall leading into the bedroom. This side bath floor plan has a glass door separating the bedroom from the rest of the coach, providing privacy and style together. The halogen ceiling lights have 3-zoned dimmer switches that provide controlled lighting in separate areas.

The 34CK3 bedroom in

Cherry and Espresso decor.

The perfect placement of the

optional LCD TV and ample

dresser/overhead cabinet

storage complement the large

window nicely. The large

closet up front gives you

plenty of hanging storage

as well as shelving and a

shoe rack.

WWW.CARRIAGEINC.COM


THE WORLD'S FINEST FIFTH WHEELS



ROSEWOOD BEDROOM




ROSEWOOD




CHERRY



EXPRESSO BEDROOM




EXPRESSO



MAPLE




CELERY BEDROOM



TUSCANY

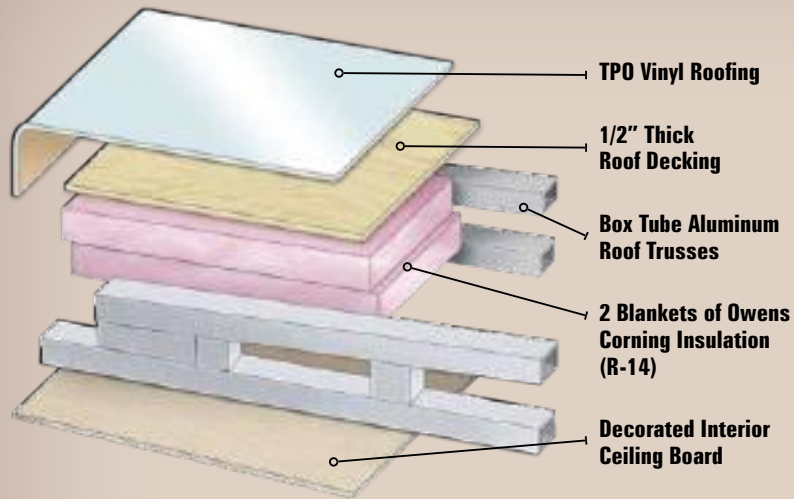


GLAZED MAPLE



CELERY

ROOF CONSTRUCTION - R16



ALUMINUM ROOF TRUSSES 16" ON CENTER, WITH A 5" CAVITY AND A 3" CROWN

FEATURE: Household construction with household fiberglass insulation. **BENEFIT:** 16" centers and 1/2" decking allow for a walkable roof, while the insulation maximizes the AC efficiency.

BENEFIT: Lighter weight than wood trusses with no chance of wood rot. Also has efficient cooling, with no condensation buildup.

CARRIAGE "H-SEAL"

FEATURE: Two seals double the chance at sweeping away moisture and debris while sealing off the elements twice as much as our competitors.

BENEFIT: Two seals are better than one. Our seals are also made of a denser material that will seal tighter than the competition.



REAR JACKS

FEATURE: power electric rear jacks standard on 2008 Cameos

BENEFIT: Ease of setup and stabilization.

Also note the power Carefree electric awning at right, also standard on 2008 Cameos.



OUR SLIDE MECHANISMS ARE WELDED TO THE TOP OF OUR FRAMES

FEATURE: No "holes" are cut into mainframe that will weaken the structure of your coach.

BENEFIT: With a more superior frame than the competition, Carriage's frames become the strongest, after the competition torches 2, 4, 6, or even 8 holes to get their slide mechanisms to extend out past their frames.



WASTEMASTER SYSTEM

FEATURE: Integrated 25' hose and valve waste disposal system.

BENEFIT: Cleanliness and Convenience when dumping tanks. Extremely sanitary and environmentally friendly also.



WE DESIGN AND MANUFACTURE OUR FRAMES

FEATURE: In-house frame shop allows us to build a frame for a floor plan, not the opposite.

BENEFIT: We offer a stronger frame than the standard I-beam or C-Channel frame our competitors use. We also have the confidence to offer an exclusive 5 or 7yr frame warranty. The BEST warranty in the RV Industry.



FULL PASS THROUGH BASEMENT

FEATURE: Exclusive rear exterior storage featuring a fully carpeted storage area with three access doors.

BENEFIT: Provides up to 60% more storage area than many of our competitors. This also makes the Carriage fifth wheels the only fivers on the market that you can balance the cargo load between the front and the rear of the unit.



Mor/Ryde SUSPENSION SYSTEMS

FEATURE: This system adds over 2 inches of vertical travel and more closely matches the suspension of the tow vehicle.

BENEFIT: Better ride quality, a 30% improvement of smoothing out road abnormalities, making it easier on you and the contents of your coach.

Mor/Ryde PIN BOX

FEATURE: rubber equalizer built into the king pin.

BENEFIT: Eases the front-to-back chatter and "porpoise" motion typically found pulling a fifth wheel.



ALUMINUM STUDS WELDED ON 16" CENTERS

FEATURE: We design and build our walls to have a superior strength and durability. Every aluminum stud is welded on 16" centers.

BENEFIT: This construction technique provides improved support for interior overhead cabinets, reduces the damaging flex that may occur in walls built with studs randomly placed and minimizes the possibility of cracks in the sidewall material.

OWENS CORNING-FIBERGLASS INSULATION

FEATURE: Spun fiberglass insulation is recognized as the premium insulating material in both the residential and RV industries.

BENEFIT: Fiberglass insulation traps dead air more efficiently than styrofoam insulation and breathes easier than styrofoam, increasing insulation capabilities.

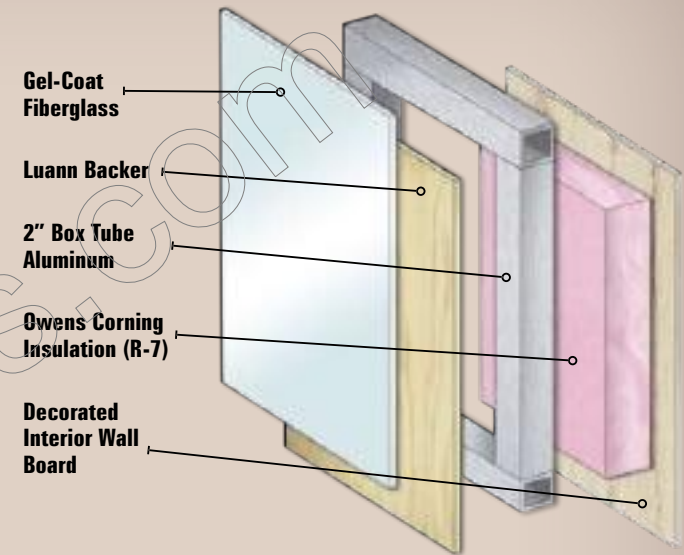


CARRIAGE EXCLUSIVE WARRANTY, THE BEST WARRANTY AVAILABLE PERIOD.

2YR/5YR WARRANTY. THIS IS THE BEST WARRANTY IN THE RV INDUSTRY.

BENEFIT: NO EXCLUSIONS FOR FULL TIMERS. UNLIKE OUR COMPETITION, WE WANT YOU TO ENJOY OUR COACHES YEAR-ROUND.

SIDEWALL CONSTRUCTION - R-8



FLOOR CONSTRUCTION - R-24

MAIN FLOOR:

Carpet/Linoleum

1/2" Carpet Pad

Plywood 5/8"

Owens Corning Insulation

2 x 3" Welded Aluminum Main Floor

Polyflex Vapor Barrier

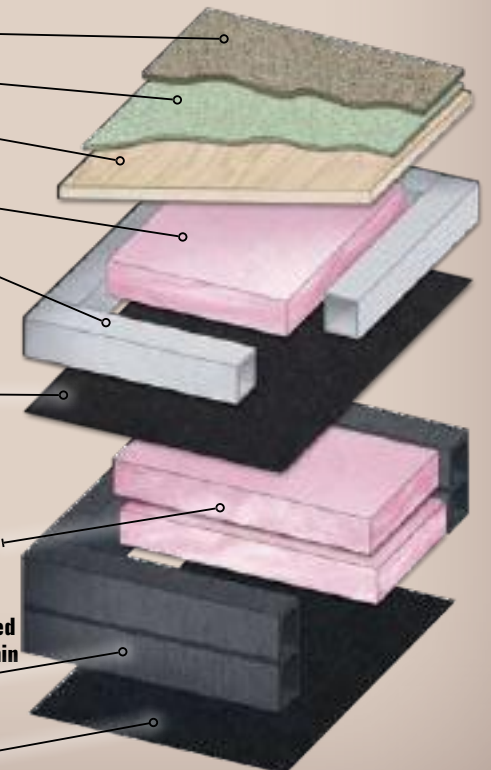
SUB FLOOR:

Open Air Space

Second and Third Layers of Owens Corning Insulation

12" Double-stacked Box Tube Steel Main Frame

Second Polyflex Vapor Barrier



DOCKING CENTER

FEATURE: all-in-one exterior hookup station.

BENEFIT: makes camp setup easier and hides ugly connections with the under mounted access panel.





Every Cameo has a corian vanity top as well as a clear shower door, colored 1-piece decorative fiberglass shower and brass shower hardware.

Samsung LCD TVs are standard in each Cameo, as are day/night shades, and wood window trim.



Every Cameo maximizes kitchen storage space and the islands both add workspace and separate the kitchen from the living room.

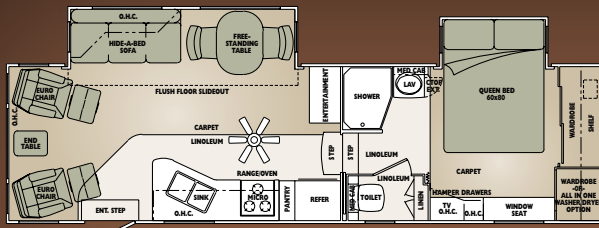
Angled overhead rear cabinets maximize storage and ambiance, while the wood trim around the windows give both style and grace.



New for 2008 and exclusive to Carriage, our frameless, flushmounted windows add a sleek look to your Cameo and the interior crank is easy to access. Also see the standard electric awning.

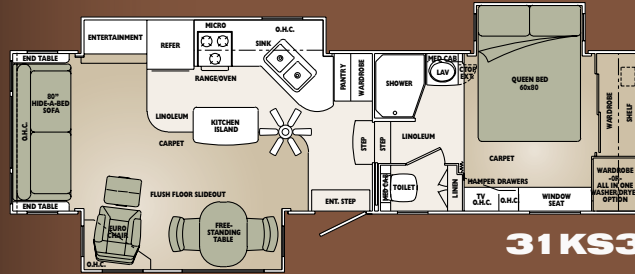
Bedroom storage is a must and although each floor plan is different, storage is ample and easy to access whether it be a cabinet or drawer.





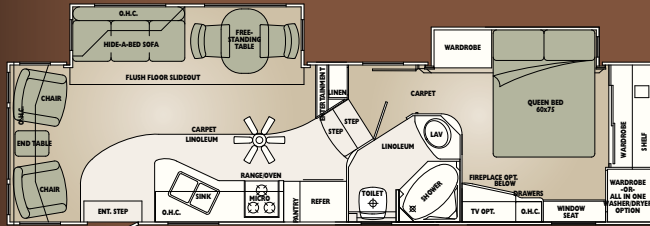
30RLS

CAMEO	30RLS
Approx Exterior Length	30' 11"
Approx Exterior Width	96"
Approx Exterior Height with AC	12' 6"
Approx Dry Axle Weight (lb)*	8,340
Approx Hitch Weight (lb)*	2,060
Approx Total Dry Weight (lb)*	10,400
Approx Average Load Capacity (lb)*	3,660
Black/Gray Holding Tank Capacity	55/55 Gal



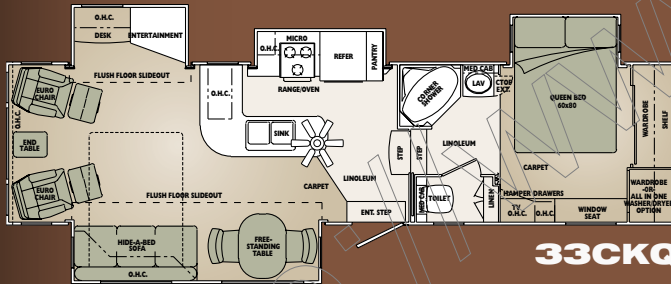
31KS3

CAMEO	31KS3
Approx Exterior Length	31' 11"
Approx Exterior Width	96"
Approx Exterior Height with AC	12' 8"
Approx Dry Axle Weight (lb)*	9,135
Approx Hitch Weight (lb)*	1,840
Approx Total Dry Weight (lb)*	10,975
Approx Average Load Capacity (lb)*	2,865
Black/Gray Holding Tank Capacity	55/55 Gal



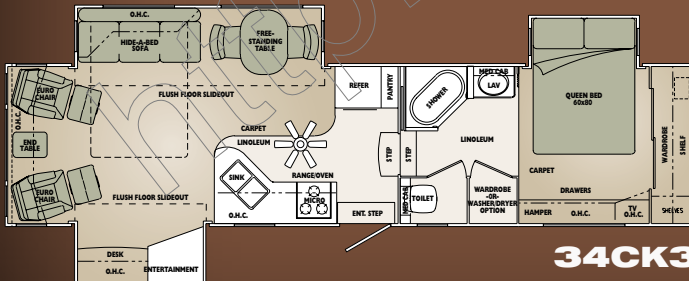
32SB2

CAMEO	32SB2
Approx Exterior Length	32' 11"
Approx Exterior Width	96"
Approx Exterior Height with AC	12' 8"
Approx Dry Axle Weight (lb)*	8,300
Approx Hitch Weight (lb)*	2,230
Approx Total Dry Weight (lb)*	10,530
Approx Average Load Capacity (lb)*	3,700
Black/Gray Holding Tank Capacity	55/55 Gal



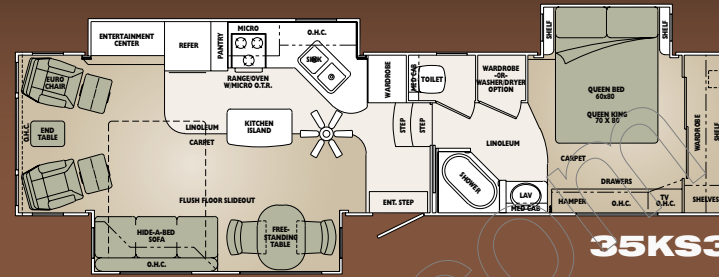
33CKQ

CAMEO	33CKQ
Approx Exterior Length	33' 11"
Approx Exterior Width	96"
Approx Exterior Height with AC	12' 8"
Approx Dry Axle Weight (lb)*	9,770
Approx Hitch Weight (lb)*	2,080
Approx Total Dry Weight (lb)*	11,850
Approx Average Load Capacity (lb)*	3,149
Black/Gray Holding Tank Capacity	55/55 Gal



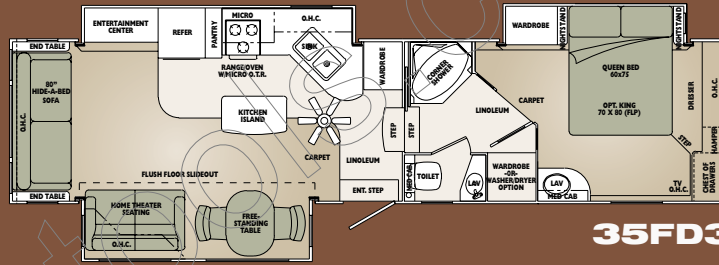
34CK3

CAMEO	34CK3
Approx Exterior Length	34' 11"
Approx Exterior Width	96"
Approx Exterior Height with AC	12' 8"
Approx Dry Axle Weight (lb)*	9,755
Approx Hitch Weight (lb)*	1,900
Approx Total Dry Weight (lb)*	11,655
Approx Average Load Capacity (lb)*	3,344
Black/Gray Holding Tank Capacity	55/55 Gal



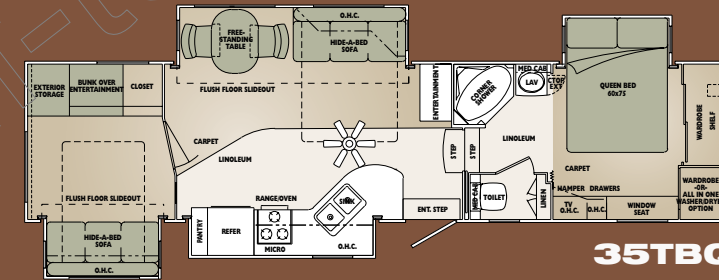
35KS3

CAMEO	35KS3
Approx Exterior Length	35' 11"
Approx Exterior Width	96"
Approx Exterior Height with AC	12' 8"
Approx Dry Axle Weight (lb)*	9,825
Approx Hitch Weight (lb)*	2,145
Approx Total Dry Weight (lb)*	11,970
Approx Average Load Capacity (lb)*	3,029
Black/Gray Holding Tank Capacity	55/55 Gal



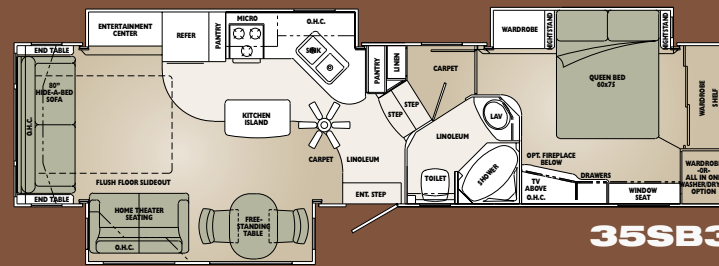
35FD3

CAMEO	35FD3
Approx Exterior Length	35' 11"
Approx Exterior Width	96"
Approx Exterior Height with AC	12' 8"
Approx Dry Axle Weight (lb)*	9,900
Approx Hitch Weight (lb)*	2,085
Approx Total Dry Weight (lb)*	11,985
Approx Average Load Capacity (lb)*	3,014
Black/Gray Holding Tank Capacity	55/55 Gal



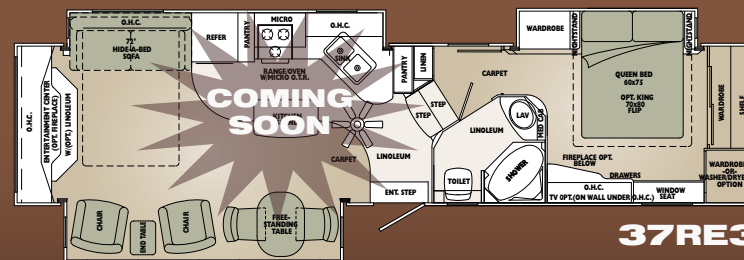
35TBQ

CAMEO	35TBQ
Approx Exterior Length	35' 11"
Approx Exterior Width	96"
Approx Exterior Height with AC	12' 8"
Approx Dry Axle Weight (lb)*	10,165
Approx Hitch Weight (lb)*	2,205
Approx Total Dry Weight (lb)*	12,370
Approx Average Load Capacity (lb)*	2,629
Black/Gray Holding Tank Capacity	55/55 Gal



35SB3

CAMEO	35SB3
Approx Exterior Length	35' 11"
Approx Exterior Width	96"
Approx Exterior Height with AC	12' 8"
Approx Dry Axle Weight (lb)*	9,875
Approx Hitch Weight (lb)*	2,105
Approx Total Dry Weight (lb)*	11,980
Approx Average Load Capacity (lb)*	3,019
Black/Gray Holding Tank Capacity	55/55 Gal



37RE3

CAMEO	37RE3
Approx Exterior Length	N/A
Approx Exterior Width	N/A
Approx Exterior Height with AC	12' 8"
Approx Dry Axle Weight (lb)*	N/A
Approx Hitch Weight (lb)*	N/A
Approx Total Dry Weight (lb)*	N/A
Approx Average Load Capacity (lb)*	N/A
Black/Gray Holding Tank Capacity	55/55 Gal

* Above listed weights are actual units that include all slide out rooms and all popular options ordered on most coaches. These weights are provided as a guideline only. The actual weight of each individual unit (all units are weighed as they come off the production line) is posted inside each vehicle.

** Fresh water capacity includes the combined capacity of the fresh water tanks and the water heater.

"BEST BUILT" PACKAGE

- Front snap pins
- Rear ladder
- Black tank flush
- Rear second basement
- 8 Cu. Ft. Norcold Refrigerator
- Insulated and enclosed underbelly
- Extended pin box
- Frameless Mehr windows
- Porcelain stool
- Wastemaster tank drain system

"LUXURY" PACKAGE

- 26" Samsung LCD TV
- Samsung AM/FM/CD/DVD home theatre system 5.1 with subwoofer
- Ext. E-Center prep in basement
- Window in stool room
- 15K BTU high capacity A/C
- Euro chairs with footstool or double reclining love seat (floorplan applicable)
- Three zone halogen lighting with dimmer switches

"PERFORMANCE" PACKAGE

- Corian countertops: Kitchen and bath
- E-Z lube axles
- MOR/ryde LRE rubber equalizer suspension system
- Rear power stabilizing jacks
- Aluminum wheels

INTERIOR

STANDARD FEATURES

- Free standing wooden end table
- Dual reclining loveseat (35FD3, 35SB3)
- Euro chairs (30RLS, 31KS3, 33CKQ, 34CK3, 35KS3)
- Hide-A-Bed sofa
- Wood trimmed windows
- Day/night shades
- Syracuse Glazed Maple
- Arlington cherry cabinetry

OPTIONS

- Leather wall hugging recliners
- 70" home theatre group with 80" rear sofa (35KS3)
- Fireplace (33CKQ, 34CK3, 35KS3, 35FD3 and 35SB3)
- Honey maple cabinetry
- Arizona room slide-out (33CKQ, 34CK3, 35KS3)
- Black-out day/night shades
- Central vacuum system

SYSTEMS

STANDARD FEATURES

- 50 amp service with marine power cord
- AC/DC power converter with charger (55 amp)
- Floor-ducted forced air furnace with electronic ignition
- (30' - 32') 30,000 BTU furnace
- (33' - 35') 35,000 BTU furnace
- Dual 30# LP gas bottles with auto change over
- Full systems monitor panel
- Universal docking Center (dump valves, water hook-ups, cable and satellite connection, coil hose, pump switch and light)
- 10 gal. gas/electric water heater with DSI
- Enclosed heated and insulated holding tanks and valves with separate heat duct
- Ceiling fan
- Wastemaster tank drain system with integrated valve

OPTIONS

- Battery: 12V installed
- Generator prep with auto change over
- Generator Onan® 5500 Microquiet
- Solar panel prep
- Prep for 2nd A/C breaker/wiring/framed in
- Washer/dryer: 2pc. Kenmore® (34CK3, 35KS3, 35FD3)
- Washer/dryer: Splendide® combo (all floorplans)
- 13.5 BTU air conditioner - Carrier® - bedroom
- Fantastic® vent with wall switch
- Fantastic® vent with thermostat and rain sensor

CONSTRUCTION/ SAFETY AND RUNNING GEAR

STANDARD FEATURES

- Aluminum superstructure (heavy gauge welded)
- 5/8" exterior grade tongue and groove plywood floor
- 1/2" roof decking
- 5" aluminum trussed roof on 16" centers or less
- Owens Corning® insulation (including slide-room floors)
- 10" box frame (30RLS)
- 12" box frame (31'-35' floorplans)
- Heavy-duty leaf spring



POST OFFICE BOX 246
MILLERSBURG, INDIANA 46543
(574)-642-3622
WWW.CARRIAGEINC.COM

- Heavy-duty four wheel electric brakes (2" x 12")
- Power electric stabilizer jacks
- Snap pins @ front jack legs
- Spare tire - crank up
- Alpha TPO vinyl roof

OPTIONS

- Raise axles for 4-WD truck
- MOR/ryde® pin box

EXTERIOR

STANDARD FEATURES

- Safety glass windows with GL20 solar tinted glass
- Security lights (2) @ front corners
- 12V patio light and step light with wall switch
- Lights in outside storage compartments
- Roof ladder
- Mid ship turn signals
- Fiberglass sidewalls: high gloss gelcoat
- Molded fiberglass front and rear cap: high gloss gelcoat
- Carefree Travel-R electric patio awning
- Felt lined exterior compartments
- Color coordinated skirting and fenders
- Exterior E-center prep (110V and cable prep in basement)

OPTIONS

- Dual pane windows
- Custom paint exterior
- Slide out cargo tray (N/A 33CKQ)
- Accessory receiver with bike rack
- Sun control box awning over Arizona room - manual

INSULATION VALUES:

- Floor R-24, Roof/ends R-16, Walls R-8, Slides R-8

OPTIONS

- Astro foil insulation package, adds R-7 to walls, adds R-9 to roof/ends, N/A in floor

ENTERTAINMENT

STANDARD FEATURES

- TV antenna with power booster
- Cable TV and phone jack hook-up
- Satellite prep (RG-6 cable)
- TV jack with shelf in bedroom

KITCHEN

STANDARD FEATURES

- Corian countertops at kitchen and bath
- Built-in range hood with power exhaust fan and light
- Bi-fold range cover
- Kitchen island cabinet (31KS3, 35KS3, 35FD3, 35SB3, only)
- Microwave oven
- Free standing oval dinette table with leaf and 2 folding and 2 standard chairs

OPTIONS

- HPL flooring "wood-look"
- Refrigerator: Norcold® 10' (N-1095) (available all models)
- Refrigerator: Norcold® 4-dr 1200LR (33CKQ, 34CK3, 35KS3, 35FD3, 35TBQ, 35SB3)

BATHROOM

STANDARD FEATURES

- 12V power vent
- Heat and A/C ducts in stool room
- Skylight over shower
- Removable antique brass shower head and hardware

BEDROOM

STANDARD FEATURES

- 312 coil innerspring mattress
- Under bed storage in all models, drawer or piston lift
- Privacy door or folding door in bedroom
- Flat bedroom/bathroom floor
- Full stand-up bedroom (6'5" at foot of bed)
- Individual reading lights above headboard
- Wood and leather padded headboard
- Comforter with pillows

OPTIONS

- King Bed (35KS3)
- King Bed 80FLP (35FD3, 35SB3)
- 19" Samsung LCD TV
- Fireplace (32SB2, 35SB3)

CARRIAGE INC. IS PROUD
TO USE PRODUCTS FROM
THESE MANUFACTURERS



YOUR NEAREST CARRIAGE DEALER: