

CARRIAGE

THE WORLD'S FINEST FIFTH WHEELS



CARRI-LITE

By Carriage



The 36SBO's flush mount 2-burner stove and convection microwave make cooking convenient and the corian sink covers add workspace when needed.




The 36XTRM5 desk and E-center, shown with optional fireplace. By mounting the 32" LCD tv on the wall and hiding the DVD/stereo in the overhead cabinet, workspace has been maximized on the desktop.

On the cover, the Carri-Lite Emerald 36SBO, with its dramatic bath hall entrance and large kitchen area.

THE WORLD'S FINEST FIFTH WHEELS

The Carri-Lite Arizona Room option, with larger side windows and accompanying dual-pane ceiling windows, is an ever-popular option for scenery searching Carri-Lite owners. (2 standard folding dinette chairs not shown).





The 36SBO, shown with optional dish drawer in Breckenridge and Cherry wood. The island kitchen does a great job of separating the dinette from the kitchen and living room, while adding storage and showing off the gorgeous radius Corian counters. The optional HPL flooring is durable yet luxurious.



The 2008 Carri-Lite 36XTRM5, shown with our Cherry Wood, Breckenridge decor and Emerald Package. The first five slide-out fifth wheel in the industry continues to dazzle with the ideal living room/kitchen arrangement. The kitchen cabinets maximize storage by reaching the ceiling while the huge sink and Quartz countertops allow for plenty of elbow room.

THE WORLD'S FINEST FIFTH WHEELS



The revitalized 2008 Carri-Lite bedroom, with 29 doors and drawers in the bedroom alone. 19" bedroom TV standard, Polk Audio I-sonic available in Emerald package only.



The improved 36XTRM5 bedroom, with Carriage's "french door to the floor" privacy, shown in Breckenridge and Cherry.



The 36SBO bathroom, with plenty of "get ready" space and a colored 1-piece shower with seat and brushed nickel hardware.



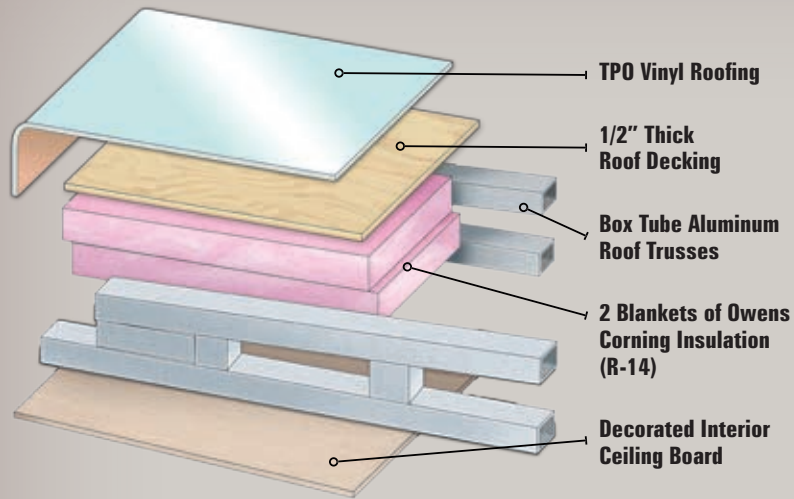
New for 2008, the Emerald upgrade package as shown in this 36SBQ, offered in all the current Carri-Lite floorplans with both exterior and interior package upgrades. See Page 12 for the complete list. This 36SBQ is shown in the Juniper Berry fabric with Glazed Maple wood.



THE WORLD'S FINEST FIFTH WHEELS



ROOF CONSTRUCTION -R16



ALUMINUM ROOF TRUSSES 16" ON CENTER, WITH A 5" CAVITY AND A 3" CROWN

FEATURE: Household construction with household fiberglass insulation. **BENEFIT:** 16" centers and 1/2" decking allow for a walkable roof, while the insulation maximizes the AC efficiency.

BENEFIT: Lighter weight than wood trusses with no chance of wood rot. Also has efficient cooling, with no condensation buildup.

CARRIAGE "H-SEAL"

FEATURE: Two seals double the chance at sweeping away moisture and debris while sealing off the elements twice as much as our competitors.

BENEFIT: Two seals are better than one. Our seals are also made of a denser material that will seal tighter than the competition.



REAR LEVELING JACKS

FEATURE: Power electric leveling jacks standard on 2008 Carri-Lites. **BENEFIT:** Ease of set-up and convenience of 4-corner leveling capabilities.

Also note the power Carefree electric awning at right, also standard on 2008 Carri-Lites.



OUR SLIDE MECHANISMS ARE WELDED TO THE TOP OF OUR FRAMES

FEATURE: No "holes" are cut into mainframe that will weaken the structure of your coach.

BENEFIT: With a more superior frame than the competition, Carriage's frames become the strongest, after the competition torches 2, 4, 6, or even 8 holes to get their slide mechanisms to extend out past their frames.



WASTEMASTER SYSTEM

FEATURE: Integrated 25' hose and valve waste disposal system.

BENEFIT: Cleanliness and Convenience when dumping tanks. Extremely sanitary and environmentally friendly also.



WE DESIGN AND MANUFACTURE OUR FRAMES

FEATURE: In-house frame shop allows us to build a frame for a floor plan, not the opposite.

BENEFIT: We offer a stronger frame than the standard I-beam or C-Channel frame our competitors use. We also have the confidence to offer an exclusive 5 or 7yr frame warranty. The BEST warranty in the RV Industry.



FULL PASS THROUGH BASEMENT

FEATURE: Exclusive rear exterior storage featuring a fully carpeted storage area with three access doors.

BENEFIT: Provides up to 60% more storage area than many of our competitors. This also makes the Carriage fifth wheels the only fivers on the market that you can balance the cargo load between the front and the rear of the unit.



Mor/Ryde SUSPENSION SYSTEMS

FEATURE: This system adds over 2 inches of vertical travel and more closely matches the suspension of the tow vehicle.

BENEFIT: Better ride quality, a 30% improvement of smoothing out road abnormalities, making it easier on you and the contents of your coach.

Mor/Ryde PIN BOX

FEATURE: rubber equalizer built into the king pin.

BENEFIT: Eases the front-to-back chatter and "porpoise" motion typically found pulling a fifth wheel.



ALUMINUM STUDS WELDED ON 16" CENTERS

FEATURE: We design and build our walls to have a superior strength and durability. Every aluminum stud is welded on 16" centers.

BENEFIT: This construction technique provides improved support for interior overhead cabinets, reduces the damaging flex that may occur in walls built with studs randomly placed and minimizes the possibility of cracks in the sidewall material.

OWENS CORNING FIBERGLASS INSULATION

FEATURE: Spun fiberglass insulation is recognized as the premium insulating material in both the residential and RV industries.

BENEFIT: Fiberglass insulation traps dead air more efficiently than styrofoam insulation and breathes easier than styrofoam, increasing insulation capabilities.

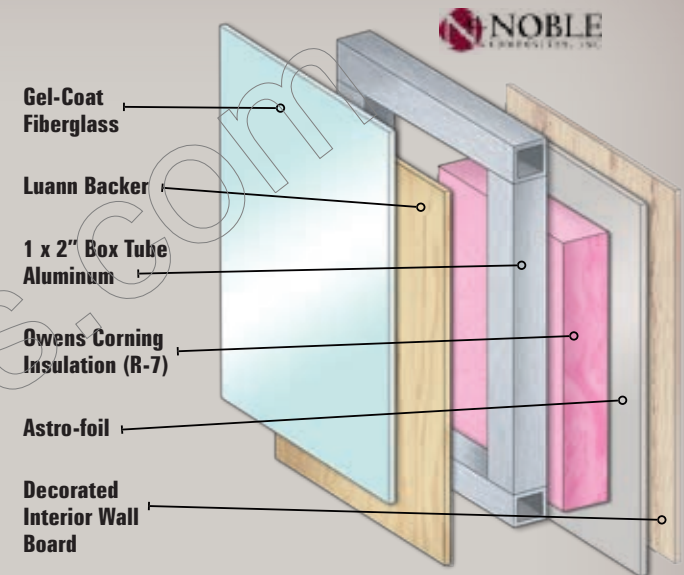


CARRIAGE EXCLUSIVE WARRANTY. THE BEST WARRANTY AVAILABLE PERIOD.

2YR/5YR WARRANTY. THIS IS THE BEST WARRANTY IN THE RV INDUSTRY.

BENEFIT: NO EXCLUSIONS FOR FULL TIMERS. UNLIKE OUR COMPETITION, WE WANT YOU TO ENJOY OUR COACHES YEAR-ROUND.

SIDEWALL CONSTRUCTION -R-15



FLOOR CONSTRUCTION -R-24

MAIN FLOOR:

Carpet/Linoleum

1/2" Carpet Pad

Plywood 5/8"

Owens Corning Insulation

2 x 3" Welded Aluminum Main Floor

Polyflex Vapor Barrier

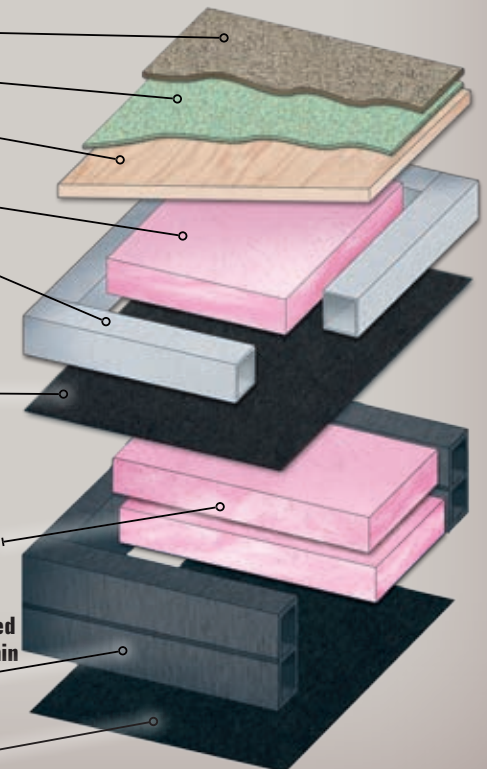
SUB FLOOR:

Open Air Space

Second and Third Layers of Owens Corning Insulation

12" Double-stacked Box Tube Steel Main Frame

Second Polyflex Vapor Barrier


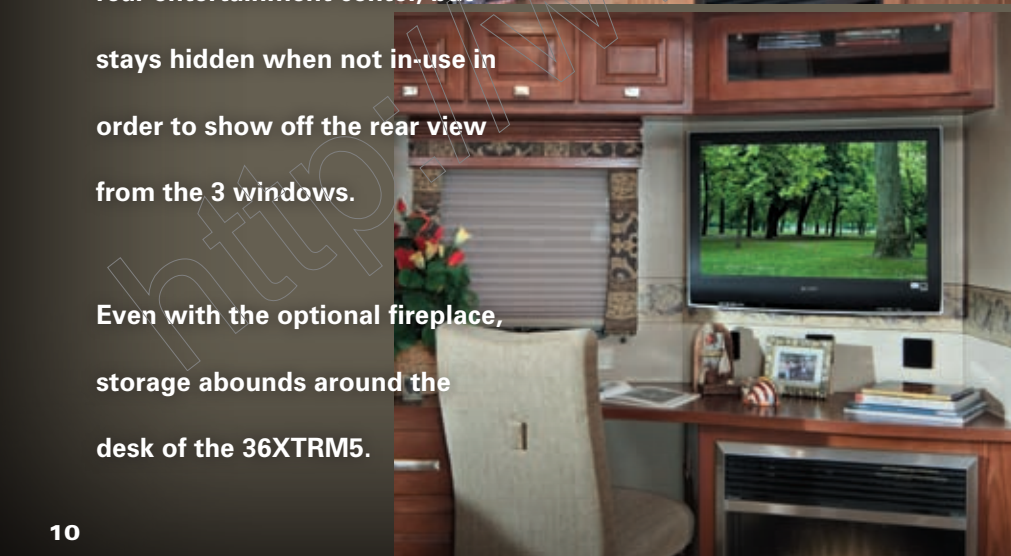
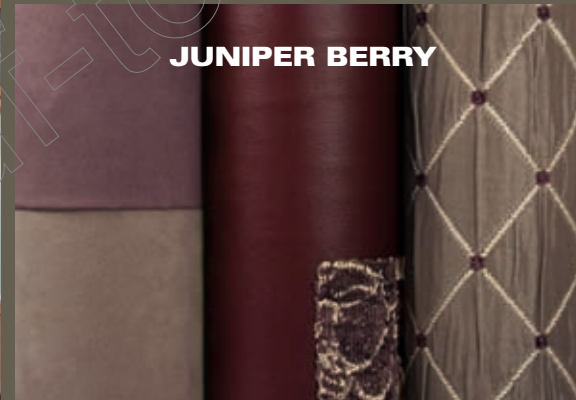
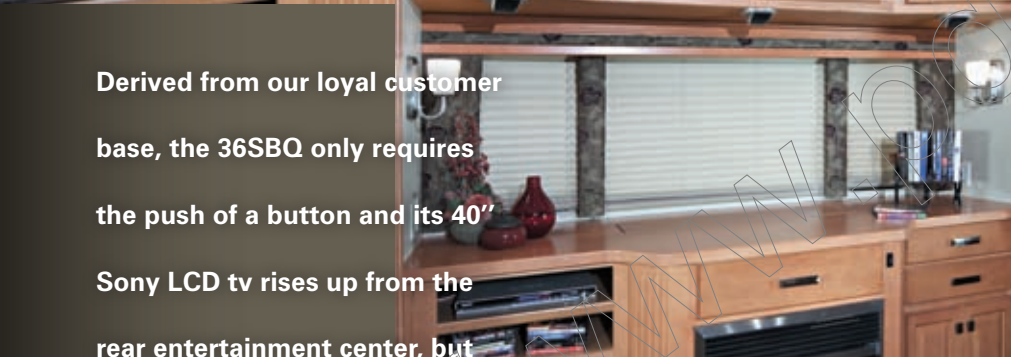



DOCKING CENTER

FEATURE: All-in-one exterior hookup station for both plumbing and entertainment connections, including standard electric dump valves.

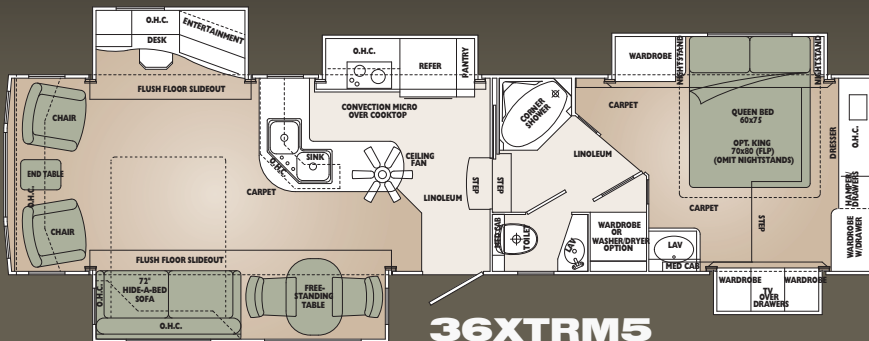
BENEFIT: makes camp setup easier and hides ugly connections with the under mounted access panel.





Derived from our loyal customer base, the 36SBQ only requires the push of a button and its 40" Sony LCD tv rises up from the rear entertainment center, but stays hidden when not in-use in order to show off the rear view from the 3 windows.

Even with the optional fireplace, storage abounds around the desk of the 36XTRM5.

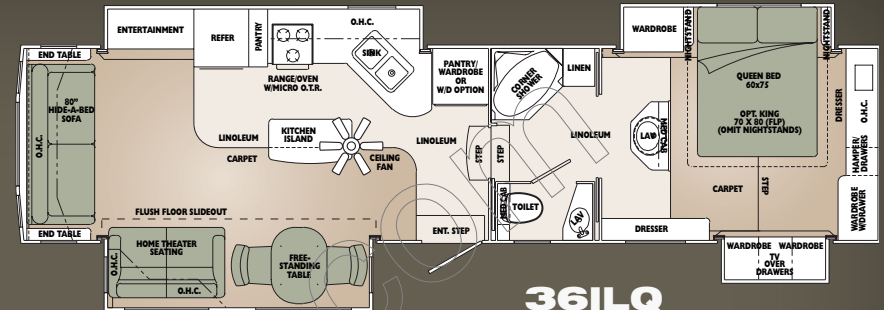


36XTRM5

CARRI-LITE

36XTRM5

Approx Exterior Length	36' 11"	Approx Hitch Weight (lb)*	3,100
Approx Exterior Width	100"	Approx Total Dry Weight (lb)*	14,310
Approx Exterior Height with AC	12' 8"	Approx Average Load Capacity (lb)*	2,790
Approx Dry Axle Weight (lb)*	11,210	Black/Gray Holding Tank Capacity	38/72 Gal.

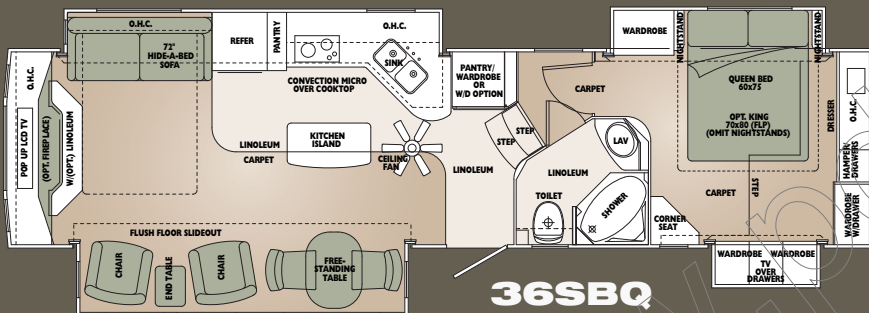


36ILQ

CARRI-LITE

36ILQ

Approx Exterior Length	36' 11"	Approx Hitch Weight (lb)*	3,015
Approx Exterior Width	100"	Approx Total Dry Weight (lb)*	14,100
Approx Exterior Height with AC	12' 8"	Approx Average Load Capacity (lb)*	2,915
Approx Dry Axle Weight (lb)*	11,085	Black/Gray Holding Tank Capacity	38/72 Gal.

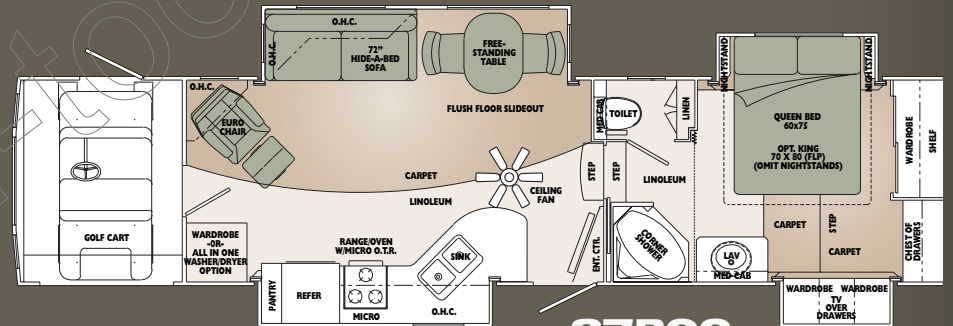


36SBQ

CARRI-LITE

36SBQ

Approx Exterior Length	36' 11"	Approx Hitch Weight (lb)*	3,130
Approx Exterior Width	100"	Approx Total Dry Weight (lb)*	14,100
Approx Exterior Height with AC	12' 8"	Approx Average Load Capacity (lb)*	3,030
Approx Dry Axle Weight (lb)*	10,970	Black/Gray Holding Tank Capacity	38/72 Gal.

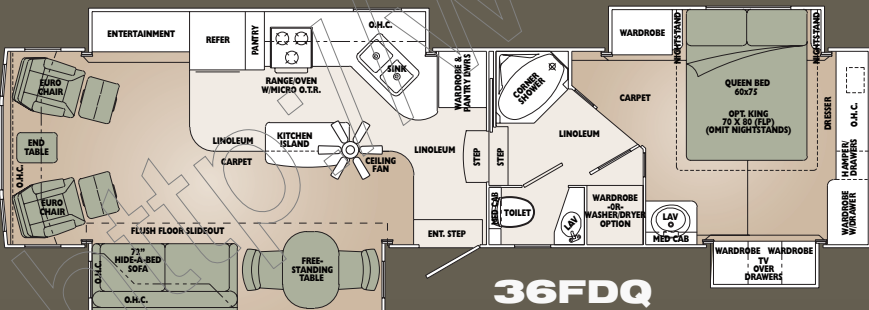


37RGQ

CARRI-LITE

37RGQ

Approx Exterior Length	37' 11"	Approx Hitch Weight (lb)*	3,116
Approx Exterior Width	100"	Approx Total Dry Weight (lb)*	13,825
Approx Exterior Height with AC	12' 8"	Approx Average Load Capacity (lb)*	3,219
Approx Dry Axle Weight (lb)*	10,709	Black/Gray Holding Tank Capacity	38/72 Gal.



36FDQ

CARRI-LITE

36FDQ

Approx Exterior Length	36' 11"	Approx Hitch Weight (lb)*	3,015
Approx Exterior Width	100"	Approx Total Dry Weight (lb)*	14,085
Approx Exterior Height with AC	12' 8"	Approx Average Load Capacity (lb)*	2,930
Approx Dry Axle Weight (lb)*	11,070	Black/Gray Holding Tank Capacity	38/72 Gal.



OPTIONAL 80" SOFA WITH 70" HOME THEATER SEATING SHOWN AVAILABLE ON 36FDQ, 36KSQ AND 36XTRM5

* Above listed weights are actual units that include all slide out rooms and all popular options ordered on most coaches. These weights are provided as a guideline only. The actual weight of each individual unit (all units are weighed as they come off the production line) is posted inside each vehicle.

** Fresh water capacity includes the combined capacity of the fresh water tanks and the water heater.

STANDARD PACKAGES

"BEST BUILT" PACKAGE:

- Nev-R-Lube Axles
- MOR/ryde® rubber equalizer system
- Greaseable shackles
- Dual 40# LP bottles with auto change over
- 110V recept in basement (DS)
- TV outlet in basement (DS)
- Rear second basement
- Frameless Hehr flush-mount windows
- Wastemaster tank drain system with integrated valve

"LUXURY" PACKAGE

- 32" Sony LCD TV
- 19" Sony LCD TV/DVD player in bedroom
- 40" LCD Sony® in 36RQ
- * 3M® Whole house water filter
- Sony AM/FM/CD/DVD home theatre system 5.1 with subwoofer
- Floor safe
- Pillow top mattress
- Three zone halogen lighting with dimmer switches
- Decorative mirror and coat hooks at entry

"PERFORMANCE" PACKAGE

- Corian countertops in kitchen and bath
- Hardwood cabinet stiles
- MOR/ryde® pin box
- Battery tray
- Cargo tray and LP sliding tray
- * Ultra Fab electric rear leveling jacks
- 4-step entry

INTERIOR STANDARD FEATURES

- Hardwood raised panel doors and drawers
- Soft touch vinyl ceiling
- Dirt Devil® Central Vacuum system
- Halogen lighting @ kitchen overhead cabinets
- Day/night shades

- Wood grab handle at entrance
- Honey maple cabinetry
- Satellite prep
- Ball bearing drawer roller guides

INTERIOR OPTIONS

- Glazed Maple cabinetry
- Arlington cherry cabinetry
- HPL wood look plank floor @ kitchen (includes entrance on some models)
- Arizona Room Slide-out (N/A 361LQ)
- Black-Out Day/Night shades

SYSTEMS STANDARD FEATURES

- Halogen lights with dimmers in living room, kitchen and bedroom ceilings
- 12V power vent in bathroom and stool room
- Winegard TV antenna with built-in power booster
- Enclosed heated and insulated holding tanks and valves with separate heat duct
- Universal docking center (elec. dump valves, water hook-ups, cab/sat con, coil hose, pump switch, light, black water holding tank flush kit)
- Monitor panel (full systems)
- Water system (demand, large capacity)
- Water heater by-pass kit
- 12 gal. gas/electric water heater with DSI
- 15,000 BTU ducted air conditioner with heat pump - Carrier®
- Prep for 2nd A/C bedroom
- Generator prep (auto change over)
- 50 amp marine power cord
- Washer/dryer prep. with plumbing cover
- 50 amp electrical service
- Heavy duty 80 amp solid state converter
- 42,000 BTU pilotless Suburban furnace

SYSTEMS OPTIONS

- Fantastic® Vent with wall switch
- Fantastic® Vent with thermostat and rain sensor
- 12V battery installed
- Generator Onan® 5,500 watt Marquis gold
- Solar panel prep
- Washer Dryer, Splendide® 2000s combo
- Washer Dryer, Kenmore® 2pc (NA 361LQ)
- 13,500 BTU Carrier® AC (bedroom)

CONSTRUCTION/SAFETY AND RUNNING GEAR STANDARD FEATURES

- Exclusive drop frame construction
- 5/8" tongue and groove plywood floor
- Roof decking 1/2" exterior grade plywood
- Full 2" wall made with box tube aluminum
- 5" aluminum trussed roof 16" o.c.
- Flush floor on main slide out rooms
- Front electric power jacks
- Snap pins @ front jack legs
- MOR/ryde® pin box
- Spare tire and wheel (recessed)
- LT235/85R16 "6" range Goodyear® tires
- Dexter axles with 2-1/2" brake system - ventilated

EXTERIOR STANDARD FEATURES

- Custom molded one piece front and rear gelcoat fiberglass caps
- Gelcoat fiberglass exterior sidewalls
- Mid ship turn signals
- Egress window (bedroom)
- GL20 solar tinted safety glass windows
- Basement storage with 12V lights

- Large 32 cubic foot front compartment for generator
- Storage shelved/hose rack in front generator compartment
- Felt lined exterior compartments
- Pullout grab handle @ entry door
- Patio light - 12V
- 110V exterior recept (GFI)
- Security lights (2) @ front corners

EXTERIOR OPTIONS

- Dual pane windows
- Manual Box awning over AZ room
- Accessory receiver with bike rack

ENTERTAINMENT STANDARD FEATURES

- Cable TV hookup
- Phone jack (2)
- Satellite prep (RG-6 cable)
- See luxury package for electronics details

KITCHEN STANDARD FEATURES

- 2-burner electric cooktop, flush-mount
- Ceiling fan
- Faucet with lift off spray head
- Wood dinette table with self storing leaf and 2 chairs and 2 folding chairs
- Under mounted deep double bowl sink with 2 covers
- 10cu ft. Norcold® Refer with raised panel wood doors
- Convection microwave oven vented to outside

KITCHEN OPTIONS

- Refrigerator 4 door: Norcold® 1200LR (N/A 36SLX5)
- 12 cu ft. Norcold Refer with raised panel wood door
- Fisher/Paykel dish washer drawer
- 2-burner gas cooktop

LIVING ROOM STANDARD FEATURES

- 6'2" slide-out height in main slide-outs
- Wooden free standing end table
- Hide-a-bed sofa with pillows
- Dual-reclining loveseat (36LLQ)
- 2 leather recliners, wall hugging (36FDQ, 36XTRM5, 36SBQ, 1 in 37RQ)

LIVING ROOM OPTIONS

- Fireplace
- 70" home theater seating with 80" rear hide a bed sofa (NA 36SLX5, 361LQ)
- Euro swivel recliner with foot stool - leather (NA 361LQ)

BATHROOM STANDARD FEATURES

- Under mounted bathroom sink
- Porcelain stool
- Heat and A/C ducts in stool room
- Corian® countertops - lavatory
- Shower skylight with shade
- Drawer storage @ vanity
- Brass shower hardware with removable head

BEDROOM STANDARD FEATURES

- Comforter with pillows
- Bedroom night stand(s) with queen bed
- His and hers halogen reading lights
- Crown molding
- Clothes hamper - built in
- Cedar lined wardrobes
- 19" LCD/TV Samsung®

BEDROOM OPTIONS

- King 80FLP (all models)

INSULATION VALUES:

- Floor R-24, Roof/ends R-16, Walls R-8

OPTIONS

- Astro foil insulation package, adds R-9 to walls, adds R-15 to roof/ends, N/A in floor



INTRODUCING THE 2008 EMERALD PACKAGE UPGRADE

- Independent front jacks
- Full paint scheme with raised emerald logo
- Exterior E-center with LCD TV and stereo
- MOR/ryde independent suspension and disc brakes
- Carefree Travel-R® electric awning with Uniguard
- 2nd Carrier® AC 13.5K low profile in bedroom
- 12 cu ft. Norcold® refrigerator with side by side doors
- Power push button television antenna
- Zodiac quartz countertops
- Polk® audio I-Sonic bedroom stereo/alarm clock
- Upgraded Carriage furniture
- Fantastic fan with wall switch in kitchen

CARRIAGE INC. IS PROUD TO USE PRODUCTS FROM THESE MANUFACTURERS



YOUR NEAREST CARRIAGE DEALER:



POST OFFICE BOX 246
MILLERSBURG, INDIANA 46543
(574)-642-3622
WWW.CARRIAGEINC.COM



Due to continual improvement of Carriage Inc. products, we reserve the right to change material, colors, specifications and prices at any time without prior notification. Selected decorator items used in the photos are not part of the product, Carriage, Inc. assumes no responsibility for any error in type or print reproduction of specifications or color in this brochure.