

Hybrid Camping Trailers

Camping Made Easy

Clipper



 **Coachmen**
Leader to the Great Outdoors.





Setting the bar for Features, Function, Quality and Amenities is the Coachmen Clipper Camping Trailers. With sizes and models to fit the needs of all Camping Trailer enthusiasts, the Coachmen Clipper is the clear choice for Today's discriminating Camper.



Features You Can't Live Without



Sliding Storage Trunk (SST)

Patent No.
7,204,538



New E-Z One-Hand Swing Level Galley
(Classics and V1)



Optional AM/FM/CD/DVD/MP3 Player
with Int./Ext. Speakers
(Std. on Legends, V-Tec and Hardside)



Exterior Utility Shelf

◀ One-Piece Entry Door

The Clipper's one piece entry door features an extra large privacy panel that allows for finite adjustment for air and sunlight. (N/A 806LS).



E-Z Swing Stepper Door



Optional Dometic® 3-Way Refrigerator



Dual Drive Dual Purpose Winch by Canimex



Scissor Style Stabilizer Jack




Optional Modular Cassette Potti with Electric Flush



Retractable Clothes Bar (Classics, V-Trec and Hardside)

The Clipper Difference.

Construction & Features Competitors Can't Match



Lined drapes
for improved
privacy



Standard heated mattress
(Opt. on 106 & 106ST)
(N/A on LS Series)



"Glide-N-Lock" bed system is the only cable-supported bed system in the industry. Simply pull out the beds until they lock into place. No more awkward poles to contend with!




VRX-14
Supreme Tent with storm
cuff and tinted windows
(No Stormcuff on LS Series)

Portable in/out
dinette table



Automotive undercoat paint is applied to all floors and Polyflex woven moisture barrier laminated to all Clipper bunks vs. exposed wood used on competitive product. Another exclusive feature setting Clipper apart from the everyday Camping trailer.



Goshen Stamping double-
wide lifter post with limited
lifetime warranty
(N/A 806 LS)

**Wide Trac
Suspension**
Better safety and stability
on the road.

- Widest stance of any folding camper
- Improves towing safety and stability
- Stronger axle beams than most competitors
- Steel frame with powdercoat protection

**Largest heating capacity
of any folding camper.**

- Optional 20M BTU Suburban® Furnace with forced air, electronic ignition and thermostat control.

Dura Tuff Roof

A. One Piece Seamless Skin

B. Dura Tuff Wood Protective Layer

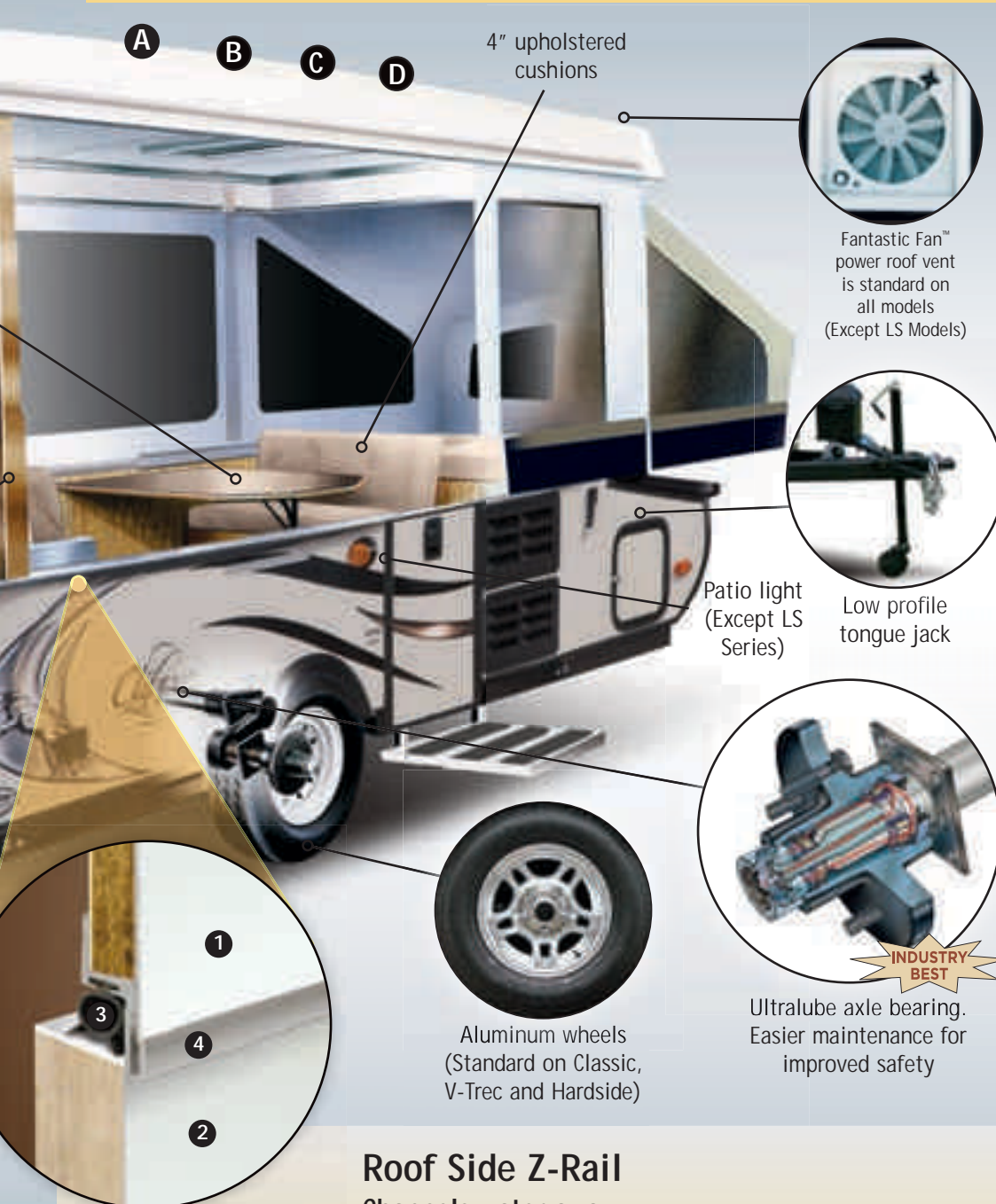
No one else includes the extra wood layer between the top skin and internal foam that provides stiffness and reduces the probability of damage due to hail, road debris, etc.

C. Foam Roof Structure

D. Steel Reinforced Wood Frame

The roof is framed with steel supports to accept A/C on all models without extra reinforcement.

- Roof vent is placed off to the side so the A/C can be center-mounted without having to remove the vent. This design allows you to have both the vent and A/C.



Roof Side Z-Rail Channels water away.

1. Roof's Outside Skin
2. Body's Outside Skin
3. Water tight Seal
4. Z-Rail channels water away from wood

- Z-Rails on roof perimeter and sidewalls keep wood above water level collection points.
- Others use U channel where wood and water can come in contact at the bottom of the channel.
- Channels are kept open to allow water to run out like a gutter.
- Others attempt to seal channels to keep water out; when the seal is compromised, water will collect and cannot escape.

1-1/4" Laminated Insulated Bunkend

(N/A 806 LS)

- Double the industry standard thickness
- Solid wood, steel reinforced frame filled with 1" thick high density foam and laminated with wood panel on top and bottom
- Yields a more stable bedend vs. chipboard or spliced plywood used by other brands
- Insulation improves comfort and warmth

Clipper Standard



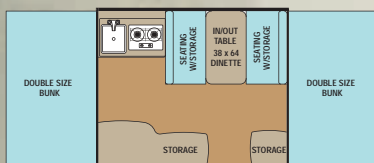
Competition



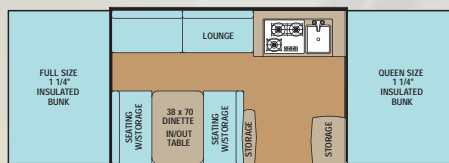
Clipper LS

Limited Warranty

- Lift System - Lifetime
- Vinyl Tent - 5 years
- Roll Out System - 5 years
- Frame - 5 years
- Roof Assembly - 5 years
- AL-KO® Ultralube Spring Axle - 1 year
- Refrigerator - 3 years
- Plumbing System - 10/25 years
- Electronic Converter- 2 years
- Roof Exterior - 2 years

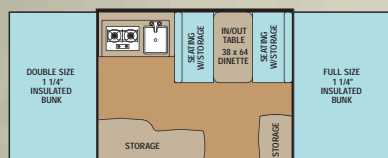


806 LS

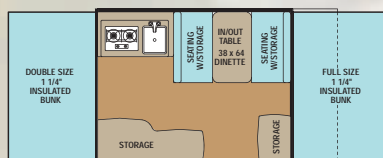


107 LS

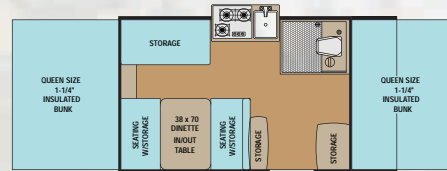
Clipper Sport



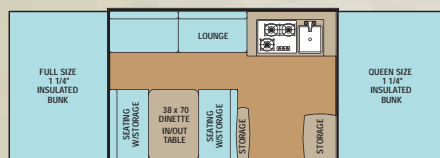
106



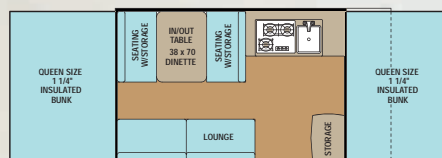
106 ST



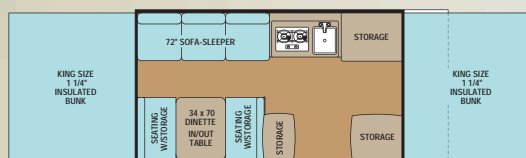
105 ST



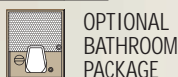
107



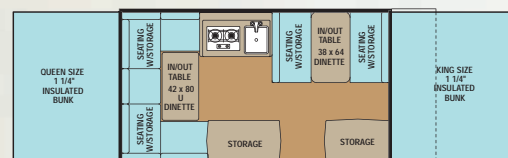
108 ST



125 ST

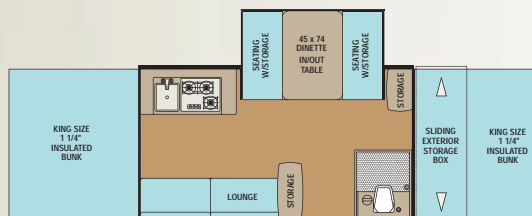


OPTIONAL
BATHROOM
PACKAGE



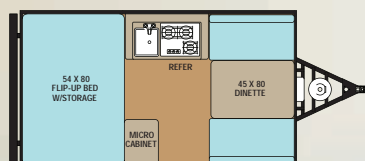
128 ST

Clipper Classic

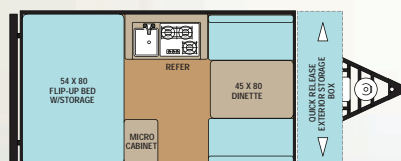


1285 SST

Clipper Hardside



V12RB



V12RBST

Standard Features														
CHASSIS														
Tubular Steel Frame					VRX Sectionalized Tent with Storm Cuff (Storm Cuff N/A LS Series)					Sunbeam Element (N/A LS) (Optional 106, 106 ST)				
Dual Drive Winch by Canimex					Laminated/Insulated Bed Platforms (N/A LS)					Ultra Comfort Heated Innerspring Mattress				
Heavy Duty Dolly Jack with Wheel					Glide-n-Lock Cable Supported Bed System					Ultra Comfort 4" High Density Cushions				
Wide Trac UltraLube Spring Suspension					Exterior Utility Shelf					Lined Privacy Drapes (Vented on Bed Ends)				
Electric Brakes					Above Floor 16 Gallon Fresh Water Tank (106, 106ST, and LS Only)					E-Z Swing Galley with Drawer				
Radial Tires					23 Gallon Below Floor Fresh Water Tank					Microwave				
Aluminum Rims					27 Gallon Below Floor Fresh Water Tank					Deep Bowl Acrylic Sink				
Scissor Jacks w/Pads (4)					25 AMP Converter with Battery Charger (12 AMP on LS)					3 Burner Range (2 Burner on 806LS, 107LS, 106, and 106ST)				
Goshen Lift System w/Double Arms (Single arm on 806 LS)					120 Volt GFI Exterior Recept					12 Volt On Demand Water Pump				
EXTERIOR					Amber Patio Light					Built in Shower (105ST, 1285SST, and V3)				
"Zero Exposure" Floor and Bunk Technology					"SST" Super Sliding Storage Compartment 1285SST (Optional on V1)					Thetford Cassette Potti (105ST, 1285SST, and V3)				
Laminated Aluminum Skin Walls					Removable Exterior Storage Box (12RBST)					DSI 6 Gallon Water Heater 105ST, 1285SST, 12RB, 12RBST, V1, and V3				
Laminated Hi-Gloss Fiberglass Walls					Exterior Storage Access Door(s) (N/A LS, 106, 107, V1)					20,000 BTU Furnace				
Laminated Hi-Gloss Gray Fiberglass Walls (V-Trec Models)					Create a Breeze Power Roof Vent					Dometic Cool Cat Heat Pump				
Diamond Plate Front Wall Protection					Tinted Safety Glass Windows					Skylights with Night Shades				
E-Z Swing Stepper Door					INTERIOR					Indoor/Outdoor Dinette Table				
One Piece Screen Door (N/A 806LS)					100% Adhesion Residential Grade Linoleum					12 Volt LED Interior Lights				
4 Layer Laminated Seamless Fiberglass Roof Prebraced for A/C					Deep Maple Cabinetry					120 Volt Interior Outlets				
Exterior High Pressure LP Tank Hook-up					Mortise and Tenon Residential Cabinet Doors					Retractable Clothes Bar				
					Residential Laminated Countertops					HD Park Cable Hookup				
										Powdercoated Interior Tent Support Poles				

Popular Options														
Essentials Package														
3-Way Dometic® Refrigerator 1.9 Cu. Ft. (2.5 Cu. Ft. on Classic and V3)					Screenroom with Privacy Flaps					AM/FM/CD/DVD Player w/Exterior Speakers (Std. on Classic Hardside and V-Trec)				
20,000 BTU Furnace					Single LP Bottle Cover (N/A V1 & V3)					Coleman Outdoor Grill and Stand				
A & E Awning					Double LP Bottles Rings and Cover (Std. on 12RB, 12RBST, V1, and V3)					SST Super Sliding Storage Trunk (V1)				
Spare Tire, Carrier and Cover					Hanging Storage Cabinet					Laminated High Gloss Tan Fiberglass Walls (Std. on 12RB and 12RBST Models)				
72" High Pressure LP Accessory Hose (N/A LS)					Bed End Fan Light (1 Std. on Classic and V Trec)					13.5M Air Conditioner				
Thetford Modular Cassette Potti with Electric Flush (107, 108ST, 125ST, and V1)					Second Bed End Fan Light (N/A LS Models)					40 Watt Portable Zamp Solar Panel				
DSI Hot Water System W/ Hot/Cold Exterior Shower (106ST, 107, 108ST, 125ST and 128ST ONLY)					Ultra Comfort 4" Heated Mattresses with Sunbeam Element (106, 106ST Only)					80 Watt Portable Zamp Solar Panel				
					High Density Serta Mattresses					Bathroom Package (125ST Only)				
										Awning and Skirt Package				

LS = LS Series S = Classic Sport C = Classic H = Hardside V = V-Trec

Specifications	806 LS	107 LS	106	106 ST	105 ST	107	108 ST	125 ST	128 ST	1285 SST	V12RB	V12RRST	TBD	V1	V3
	LS Models		Sport Models							Classic	Clipper Hardside			V-Trec	
Interior Box Size:	8'	10'	8.5'	8.5'	10'	10'	10'	12'	12'	12'	12'	12'	12'	10'	12'
Travel Length:	12'2"	14'2"	12'8"	14'10"	16'4"	14'2"	16'4"	18'3"	18'3"	18'5"	16'7"	20'2"	16'7"	16'9"	21'4"
Travel Width:	85"	85"	85"	85"	85"	85"	85"	85"	85"	85"	86"	86"	86"	85"	85"
Travel Height:	54"	58"	56"	56"	58"	58"	58"	58"	58"	55"	62"	62"	62"	65"	65"
Interior Open Length:	16'11"	20'5"	17'11"	17'11"	20'9"	20'5"	20'9"	24'5"	23'5"	24'5"	12'	12'	12'	20'5"	24'5"
Interior Open Height:	6'10"	6'10"	6'10"	6'10"	6'10"	6'10"	6'10"	6'10"	6'10"	6'10"	95"	95"	95"	6'10"	6'10"
Sleeping Capacity:	6	7	6	6	6	7	7	8	8	6	4	4	TBD	6	6
Front Sleeping Area:	48" x 80"	58" x 80"	54" x 80"	54" x 80"	58" x 80"	58" x 80"	58" x 80"	70" x 80"	70" x 80"	70" x 80"	N/A	N/A	TBD	58" x 80"	70" x 80"
Rear Sleeping Area:	48" x 80"	54" x 80"	48" x 80"	48" x 80"	58" x 80"	54" x 80"	58" x 80"	70" x 80"	58" x 80"	70" x 80"	54" x 80"	54" x 80"	TBD	58" x 80"	70" x 80"
Dinette Area:	38" x 64"	38" x 70"	38" x 64"	38" x 64"	38" x 70"	38" x 70"	38" x 70"	38" x 70"	38" x 64"	41" x 74"	45" x 80"	45" x 80"	TBD	38" x 70"	41" x 74"
"U" Dinette	N/A	N/A	N/A	N/A	N/A	N/A	N/A	N/A	42" x 80"	N/A	N/A	N/A	TBD	N/A	N/A
Lounge Area:	N/A	80"	N/A	N/A	N/A	80"	N/A	N/A	N/A	N/A	N/A	N/A	TBD	N/A	N/A
Sofa Bed:	N/A	N/A	N/A	N/A	N/A	N/A	34" x 76"	40" x 72"	N/A	N/A	N/A	N/A	TBD	N/A	N/A
Radial Tire Size:	5.30X12	5.30X12	ST145R12	ST145R12	ST145R12	ST145R12	ST185/80R13	ST185/80R13	ST185/80R13	ST185/80R13	ST185/80R13	ST185/80R13	ST185/80R13	LT235/75R15	LT235/75R15
Tire Load Range:	5 Bolt C	5 Bolt C	5 Bolt C	5 Bolt C	5 Bolt C	5 Bolt C	5 Bolt D	5 Bolt D	5 Bolt D	5 Bolt D	5 Bolt D	5 Bolt D	5 Bolt D	5 Bolt C	5 Bolt C
Hitch Weight(lbs./Kg.):	120/55	210/95	116/53	184/83	214/96	171/78	187/85	243/109	191/87	282/128	222/101	320/145	TBD	252/114	420/191
Axle Weight(lbs./Kg.):	1138/51	1576/715	1338/607	1381/627	1961/883	1448/657	1667/756	2083/938	1859/843	2403/1090	1724/782	1845/837	TBD	1981/898	2700/1225
Dry Weight(lbs./Kg.):	1305/591	1786/810	1503/682	1651/749	2175/980	1740/789	1863/845	2326/1048	2154/977	2702/1226	1946/883	2165/982	TBD	2233/1013	3065/1390
Cargo Capacity(lbs./Kg.):	778/353	514/233	813/369	733/332	526/237	631/286	824/374	1120/505	1257/570	800/363	1662/754	1453/659	TBD	1519/689	1325/601
GVWR(lbs./Kg.):	2098/952	2300/1043	2096/951	2200/999	2718/1224	2400/1089	2702/1227	3463/1560	3464/1571	3502/1588	3642/1652	3635/1649	TBD	3994/1799	4380/1987
Coupler Size:	2"	2"	2"	2"	2"	2"	2"	2"	2"	2"	2"	2"	2"	2-5/16"	2-5/16"

*Weights shown are approximate.
** Dry Weight shown is the total weight of the standard unit (hitch + axle) without optional equipment and empty tanks.

V-Trec

Heavier Duty Than Other Folding Campers!

Specs | V1 V3

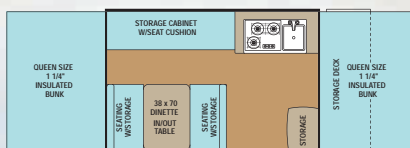
Interior Box Size	10'	12'
Travel Length	16'9"	21' 4"
Travel Width	85"	85"
Travel Height	65"	65"
Interior Open Length	20'5"	24' 5"
Interior Open Height	6' 10"	6' 10"
Sleeping Capacity	6	6
Front Sleeping Area	58 X 80	70 X 80
Rear Sleeping Area	58 X 80	70 X 80
Dinette Area	38 X 70	41 X 74
"U" Dinette	N/A	N/A
Lounge Area	N/A	N/A
Sofa Bed	N/A	N/A
Radial Tire Size	LT235/75R15	LT235/75R15
Tire Load Range	5 Bolt C	5 Bolt C
Hitch Weight # (approx.), (lbs./Kg)	252/114	420/191
Axle Weight # (approx.), (lbs./Kg)	1981/898	2700/1225
Dry Weight # (approx.), (lbs./Kg) **	2233/1013	3065/1390
Cargo Capacity # (approx.), (lbs./Kg)	1519/689	1325/601
GVWR (lbs./Kg)	3994/1799	4380/1987
Coupler Ball Size	2-5/16"	2-5/16"



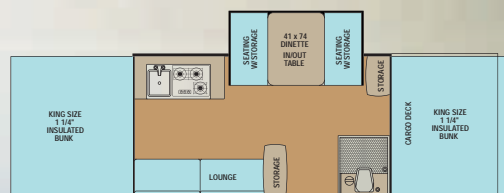
V1

- 5" Tube Frame • Reinforced Diamond Plate Front Deck
- 4000 Lb. Heavy Duty Leaf Spring Axle for Heavy Cargo Capacity

V-Trec Series



V1



V3

**Coachmen
Recreational Vehicles
A Forest River Company**
580 West Burr Oak Street
P.O. Box 549
Centreville, MI 49032
269.467.6321

To learn more about
Coachmen RV and our
products and see how
Coachmen is making the
easy life easier, visit
www.coachmenrv.com.



Free Roadside Assistance

Coachmen provides one year of free Travel Easy™ emergency roadside assistance for those who buy a new Coachmen RV. Administered by Coach-Net®, this service gives Coachmen owners 24/7 access to operational, technical and emergency road services, including towing, fuel delivery, jump starts, lockout service, tire changes, mobile mechanic and unlimited technical advice. So no matter where you go, we're ready to help!



Big Benefits For New Owners

Owners club discounts and more — A free one-year membership in the Coachmen Owners Association comes with the purchase of any Coachmen product. This add-on value not only provides a host of travel services and campground discounts, but also a 24/7 online service that locates needed services while offering member savings at more than 180,000 merchants across the country. And, of course, the COA is an excellent way to share experiences with other Coachmen owners through rallies and caravans.



Forest River, Inc. encourages our customers to purchase their Forest River products whenever possible for the following reasons:

- 1) Forest River, Inc. dealers are independently owned and operated businesses so priority service and scheduling is at their discretion and is often provided to customers that purchased their unit at that dealership.
- 2) Purchasing locally allows customers to establish meaningful relationships with a dealer, enhancing the RV experience through assistance with product questions, user tips or RV regulations for your state or country, and much more!
- 3) Canadian customers must meet requirements to bring an RV purchased out of the country to their home. These requirements may involve additional inspections and certifications, taxes and fees. Your local Canadian Dealer is a professional at meeting these requirements.
- 4) Scheduling timely warranty repairs and adjustments through a local dealership provides far greater flexibility and convenience to you, the customer!

It is the goal of Forest River, Inc. that all of our RV owners fully enjoy the RV experience and that customer satisfaction meets or exceeds their expectations!



Learn More
Scan this barcode using a QR Reader
on your smart phone to learn more
about Forest River.



A Berkshire Hathaway company.

Contact your Clipper Dealer for a complete list of parts and accessories: