

# Prism

By Coachmen



Prism MOTORHOMES  
By Coachmen



THE LUXURY YOU WANT, THE FEATURES YOU DESERVE.

# PRISM INTERIOR FEATURES



**Standard entertainment package** features a power wing jack antenna with a 12 volt LCD TV on swing arm for optimal viewing and 12 volt DVD/CD stereo to enjoy movies and music whether traveling or RVing.

**Modern kitchen** with 3-way refrigerator, 2-burner cooktop w/glass cover, convection oven together with solid surface countertops, metal faucet w/pullout sprayer and recessed composite sink.

**Sirius satellite available with the AM/FM/CD radio with built-in backup camera** These great features keep you aware of your surroundings and make parking a breeze.

**Power roof vent with day/night shade** to enjoy fresh air at the push of a button.

**MCD Day/night roller shades** Easy to use, rattle-free, heavy duty roller shades provide light blocking and light filtering.

**Island queen bed** at the push of a button — (24G) is 60" wide and provides the comfort and convenience of a rear queen island in a motorhome under 25ft. 24J model includes an 80" long bed providing ample sleeping and comfort.

**3-way refrigerator** for the most efficient use of power while you RV.

**Smart design bathroom** features fully functioning shower and maximum storage without sacrificing valuable living space.

**Standard sofa** also has dual foot rest recliners for relaxing at the end of a day's travel.

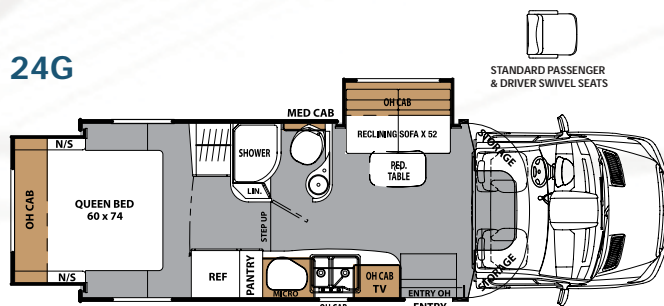
**Swivel seats** are standard on both the driver and passenger seats for added seating when parked.

**LED ceiling lighting** throughout for long life and efficient use of battery power.

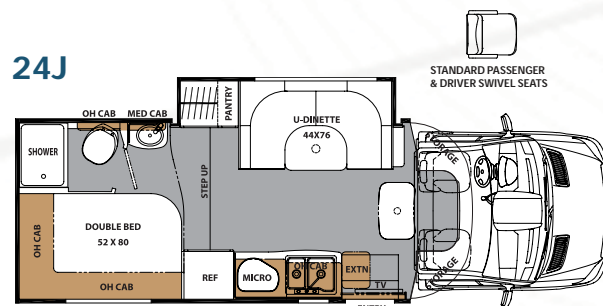


24G

24G



24J



24G





# PRISM STANDARD AND OPTIONAL FEATURES

## WARRANTY

Motorhome - 12 mo./  
12,000 mile limited warranty  
Mercedes-Benz® Sprinter Chassis -  
36 mo./36,000 mile  
bumper-to-bumper warranty  
Mercedes-Benz® Sprinter Powertrain -  
60 mo./100,000 mile warranty  
Travel Easy Roadside Assistance

## EXTERIOR/ CONSTRUCTION/CHASSIS

26 Gallon Fuel Tank  
3.0 Liter V-6 Turbo Diesel  
Driver & Passenger Air Bags  
Laminated Aluminum Framed Floor  
Vacuum-Bond Laminated 2" Aluminum  
Framed Sidewalls  
Vacuum-Bond Laminated Crowned  
Aluminum Framed Roof with TPO  
Membrane  
Color-infused High Gloss Exterior  
Fiberglass Sidewalls  
Azdel Superlite Composite Substrate  
in Sidewall  
Exterior Vinyl Graphics  
Molded Fiberglass Front Cap  
Front Sunroof With Night Shade  
Molded Fiberglass Rear Cap  
Fiberglass Running Boards  
& Fender Skirts  
Lighted Exterior Grab Handle  
at Entrance Door  
Curved Interior Grab Handle  
at Entrance Door  
Steel Entry Step with Built-in Easy  
Access Battery Compartment  
80" Radius Entrance Door  
w/Window and Deadbolt Lock  
LED Patio Light  
Slam Latch Exterior Storage  
Compartment Doors  
Power Patio Awning  
w/Vinyl Weather Guard  
Warehouse Rear Roto Cast Storage  
Compartment w/LED Light  
Plasti-Cote Metal Side Trunk Boxes  
Stainless Steel Wheel Liners  
Rear Ladder (NA 24G)  
Smooth Exterior Range Vent  
Exterior LED Running & Tail Lights  
Rear Manual Stabilizer Jacks  
Outside 120V Receptacle  
2 Tone Ultra Leather Driver & Passenger  
Swivel Seats  
Touch Screen Radio w/Colored Back-up  
Monitor & Dash Speakers  
Sirius Satellite Radio  
Wood Grain Dash Appliqués  
Cruise Control  
Tilt Steering Wheel  
Power Windows & Locks  
Dash Air Conditioning  
Exterior Mirrors w/Remote  
3500 lb. Towing Hitch with 7-way Plug  
Spare Tire

## INTERIOR APPOINTMENTS

Platinum Cabinetry  
Residential Hardwood Cabinet  
Doors & Drawers  
Raised Panel Uppers/  
Flat Panel Lower Cabinets  
Residential Style Cabinet Hardware  
Surface Mount Hinges & Hardware  
Décor Glass in Select Areas  
Upgraded Congoleum Flooring Throughout  
Vinyl Soft Touch Ceiling  
MCD Window Roller Shades  
Sofa w/Recliners (24G)  
Tinted Radius Slider Windows  
Exterior Windshield Privacy Cover  
Powered Roof Hatch Skylight w/Shade  
LED Interior Lights Throughout  
Sofa Throw Pillows  
Upgraded Cushions  
Magazine Rack Above Entry Door (24G)

## INTERIOR EQUIPMENT

Powered Jack Wing Antenna  
Pre-wired for Satellite Dish thru Coax Input  
12 Volt 24" Coach TV/DVD/2 Speakers/  
Sub (24G)  
Bedroom TV Backer and Connections  
Exterior Entertainment Center  
w/24" TV/Stereo/DVD/Speakers  
Fire Extinguisher  
Propane Leak Detector Alarm  
Smoke Detector Alarm  
Carbon Monoxide Detector Alarm  
Seat Belt at Every Occupancy Seat

## GALLEY

Molded Solid Surface Fiberglass  
Countertops  
Composite Double Bowl Sink w/Covers  
Euro Style 2-burner Cook Top w/Lid  
Euro Style 3-way Refrigerator  
Convection Oven  
Upgraded Décor Faucet  
Upgraded Décor Backsplash  
Power, Lighted Recessed Slim Line  
Range Hood  
Full Extension Roller Bearing Drawer  
Guides throughout  
Mini Blind

## BATH AND WATER

Porcelain Foot Pedal Flush Toilet  
Power Bath Vent  
ABS Shower Surround  
Upgraded Shower Head  
Shower Curtain and Curved Rod (24G)  
Frosted Glass Shower Door (24J)  
Skylight Over Shower  
Single Lever Lavatory Faucet  
Composite Lavatory Sink  
Towel Ring/Robe Hooks/TP Holder  
Lavatory Mirror  
6 Gallon Gas E.I. Water Heater  
Outside Shower  
Black Tank Flush  
Exterior Water Connections Behind  
Hatch Door  
Demand Water Pump  
Easy Access Waste Tank  
Termination Station  
Tuff-Pex Plumbing Supply Lines

## SLEEPING

Queen Bed 60 x 74 (Fabric Covered)  
(24G)  
Double Bed 54 x 80 w/Bedsprad (24J)  
Nightstands  
Privacy Curtain w/Track Cover

## ELECTRICAL/HEATING/AC

30 Amp Power Cord  
55 Amp Electronic Converter  
Dual Batteries  
Battery Disconnect  
GFI Circuit  
20,000 BTU E.I. Ducted Furnace  
13,500 Low Profile "Even Cool" Ducted A/C  
Wall Mounted Thermostat  
3.6 KW Onan LP Generator  
"Coach Command" Systems Control Center  
Heated Holding Tanks  
Manual Generator Changeover  
Outside Recept. & Coax Connection

## OPTIONS

### PRISM 50th ANNIVERSARY PACKAGE (Mandatory Option)

Back-up Monitor  
Sirius Satellite Radio  
Power Patio Awning w/Vinyl Weather Guard  
Stainless Steel Wheel Liners  
Onan 3.6 KW LP Generator  
MCD Window Roller Shades  
Euro Style 2-burner Cook Top w/Lid  
Euro Style 3-way Refrigerator  
Interior and Exterior LED Lights  
Exterior Entertainment Center  
w/24" TV/Stereo/DVD/Speakers  
Color-infused High Gloss Exterior  
Fiberglass Sidewalls  
Wood Grain Dash Appliqués  
2 Tone Ultra Leather Driver & Passenger  
Swivel Seats  
Powered Roof Hatch Skylight w/Shade  
Metal Roller Bearing Drawer Glides  
Manual Rear Stabilizers  
Travel Easy Roadside Assistance  
Exterior Windshield Privacy Cover

## STAND ALONE OPTIONS

Full Body Paint - Blue Cobalt  
Full Body Paint - Red Cobalt  
"Camping Cozy" Package:  
Dual Pane Tinted Windows  
& Knife Valve at Tank  
15,000 BTU Low Profile A/C  
w/ Heat Pump  
3.2 Onan Diesel Generator  
Side View Cameras  
Aluminum Rims  
Exterior Camp Kitchen Table & Grill  
15" Bedroom TV & DVD (24J)  
24" Bedroom TV & DVD (24G)

## DÉCOR OPTIONS

Champagne  
Starry Night

*Due to continuous improvement,  
Standards and Options subject  
to change without notice.*

# PRISM LE INTERIOR FEATURES



2150LE

**Fully equipped kitchen with plenty of storage** Two door refrigerator/freezer, contemporary and durable deep bowl sink with high rise faucet, pantry with drawers, and pots and pans drawer for all your storage needs.

**Thermofoil countertop and dinette table** This durable product will not come apart over time like T-mold or self edge countertops.

**Wrap around dinette** with seat belts at every occupancy seat and single child safety tether with Dinette Option.

**AM/FM/CD radio with built-in backup camera** This great feature keeps you aware of your surroundings and makes parking a breeze.

**Full length 80" bed** with an optional upgraded Serta mattress provides more sleeping surface for a comfortable night's sleep.

**Convenient cooking options** to compliment the way you live — your choice of a standard microwave or optional convection microwave.

**MCD day/night roller shades** Easy to use, rattle-free, heavy duty roller shades provide light blocking and light filtering.

**LCD TV & DVD** on swing arm for optimal viewing whether traveling or RVing (optional).

**Coachmen's Even Cool A/C with radius-cornered Amoco insulated ducts** ensure maximum, consistent air flow.

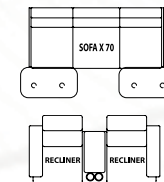
**Designer carefree flooring** has a contemporary look with non-skid surface that resists cold-cracking.

**Cabover bunk** is 48"x91" making it comfortable for slumber and extra storage space when not in use, including a child safety net and ladder.

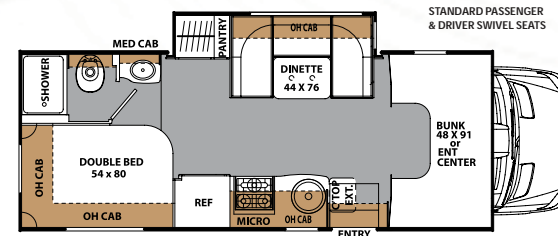


2150LE

## Optional Seating



## 2150 LE



2150LE



# PRISM LE STANDARD AND OPTIONAL FEATURES

## WARRANTY

Motorhome - 12 mo./  
12,000 mile limited warranty  
Mercedes-Benz® Sprinter Chassis -  
36 mo./36,000 mile  
bumper-to-bumper warranty  
Mercedes-Benz® Sprinter Powertrain -  
60 mo./100,000 mile warranty  
Travel Easy Roadside Assistance

## EXTERIOR/ CONSTRUCTION/CHASSIS

26 Gallon Fuel Tank  
3.0 Liter V-6 Turbo Diesel  
Driver & Passenger Air Bags  
Laminated Steel Framed Floor  
Vacuum-Bond Laminated 2" Aluminum  
Framed Sidewalls  
Vacuum-Bond Laminated Crowned  
Aluminum Framed Roof  
w/TPO Membrane  
Color-infused High Gloss Exterior  
Fiberglass Sidewalls  
Power Entrance Step  
Azdel Superlite Composite Substrate  
in Sidewall  
Exterior Vinyl Graphics  
Fiberglass Running Boards  
& Fender Skirts  
Exterior Grab Handle at Entrance Door  
Interior Grab Handle at Entrance Door  
Steel Entry Step w/Built-in Easy Access  
Battery Compartment  
80" Radius Entrance Door  
w/Window and Deadbolt Lock  
Patio Light  
Exterior Storage Compartment Doors  
Power Patio Awning  
w/Vinyl Weather Guard  
Slide-Out Room Awnings  
Warehouse Rear Roto Cast Storage  
Compartment  
Plasti-Cote Metal Side Trunk Boxes

Stainless Steel Wheel Liners  
Smooth Exterior Range Vent  
Outside 120V Receptacle  
Driver & Passenger Swivel Seats  
Touch Screen Radio w/Back-up Monitor  
& Dash Speakers  
Cruise Control  
Tilt Steering Wheel  
Power Windows & Locks  
Dash Air Conditioning  
Exterior Power Mirrors  
3500 lb. Towing Hitch with 7-way Plug  
Spare Tire

## INTERIOR APPOINTMENTS

Platinum Cabinetry  
Residential Hardwood Cabinet  
Doors & Drawers  
Raised Panel Uppers/  
Flat Panel Lower Cabinets  
Residential Style Cabinet Hardware  
Surface Mount Hinges & Hardware  
Upgraded Congoleum Flooring  
Throughout  
MCD Window Roller Shades  
Radius Slider Windows  
Sofa Throw Pillows

## INTERIOR EQUIPMENT

TV Antenna and Rotor Package  
Pre-wired for Satellite Dish  
thru Coax Input  
Bedroom TV Backer and Connections  
Fire Extinguisher  
Propane Leak Detector Alarm  
Smoke Detector Alarm  
Carbon Monoxide Detector Alarm  
Seat Belt at Every Occupancy Seat

## GALLEY

Large U-Shaped Dinette  
Thermofoil Countertops  
Single Child Tether at Forward  
Facing Dinette  
Composite Bowl Sink w/Cover  
3-burner Cook Top w/16" Oven  
Double Door 3-way Refrigerator  
Microwave Oven  
Power, Lighted Range Hood  
Full Extension Roller Bearing Drawer  
Guides throughout  
Flip-Up Countertop Extension  
Mini Blind

## BATH AND WATER

Composite Foot Pedal Flush Toilet  
Power Bath Vent  
ABS Shower Surround  
Frosted Glass Shower Door  
Skylight Over Shower  
Composite Lavatory Sink  
Towel Ring/Robe Hooks/TP Holder  
Medicine Cabinet  
6 Gallon Gas E.I. Water Heater  
Outside Shower  
Exterior Water Connections  
Demand Water Pump  
Easy Access Waste Tank  
Termination Station  
Tuff-Pex Plumbing Supply Lines

## SLEEPING

Double Bed 54 x 80 w/Bedsread  
Cabover Bunk 48 x 90 (Fabric Covered)  
Nightstands  
Privacy Curtain(s) with Track Cover(s)

## ELECTRICAL/HEATING/AC

30 Amp Power Cord  
55 Amp Electronic Converter  
Auxiliary Battery  
Battery Disconnect  
GFI Circuit  
20,000 BTU E.I. Ducted Furnace  
13,500 BTU Ducted Roof A/C  
Wall Mounted Thermostat  
3.6 KW Onan LP Generator  
"Coach Command" Systems Control Center  
Manual Generator Changeover  
Outside Recept. & Coax Connection  
Patio Light

## OPTIONS

### PRISM LE 50th ANNIVERSARY PACKAGE (Mandatory Option)

Back-up Monitor  
Power Patio Awning  
w/Vinyl Weather Guard  
Stainless Steel Wheel Liners  
Onan 3.6 KW LP Generator  
MCD Window Roller Shades  
Color-infused High Gloss Exterior  
Fiberglass Sidewalls  
3,500 lb. Towing Hitch with 7-way Plug  
Slide Out Awnings  
Spare Tire  
Child Safety Net & Ladder  
Driver & Passenger Swivel Seats  
Metal Roller Bearing Drawer Glides  
16" Oven

## STAND ALONE OPTIONS

"Camping Cozy" Package:  
Dual Pane Tinted Windows,  
Heated Tank Pads & Knife Valve at Tank  
24" TV w/DVD - Coach  
13.5" TV w/DVD - Bedroom  
24" Exterior TV w/DVD & 2 Speakers  
Front Entertainment Center -  
32" TV, Stereo & Speakers  
Upgraded Serta Mattress  
Convection Microwave  
Power Vent Fan - Cabover  
Heated Tank Pads  
Dual Coach Batteries  
3.2 Onan Diesel Generator  
Rear Ladder  
Exterior Privacy Windshield Cover  
Dual Recliners  
Sofa w/Tables

## DÉCOR OPTIONS

Champagne  
Starry Night

*Due to continuous improvement,  
Standards and Options subject  
to change without notice.*

## INTERIOR DÉCOR

### CHAMPAGNE



PLATINUM

### STARRY NIGHT



## EXTERIOR OPTIONS

### STANDARD COLOR INFUSED FIBERGLASS (STANDARD)



### OPTIONAL FULL BODY PAINT (24G & 24J ONLY)



RED COBALT



BLUE COBALT



2150LE

Features A through E shown below available on Prism 24G and 24J only:

**A** Sirius satellite available with AM/FM/CD radio and backup monitor with dash speakers. **B** LED interior lights. **C** Fiberglass front cap has overhead window with shade. **D** Power roof vent with day/night shade to enjoy fresh air at the push of a button. **E** MCD day/night shade provides privacy, blocks out light at night and helps keep your coach cool inside on warmer days.




## PRISM

### Exterior Features

- 1 The Mercedes Sprinter chassis is easy on fuel and on the eyes. It also delivers the great ride and driveability Mercedes is famous for.
- 2 A molded aerodynamically styled front cap with angled wing walls reduces wind resistance and adds a polished automotive look.
- 3 Tinted windows block out the sun and the heat while adding a sleek exterior look.
- 4 The One Touch power awning is easy to open and close and comes with adjustable arms for more shade or rain water run off.
- 5 Beneath the stars or the full length awning, enjoy your favorite movies or music and fresh air at the same time with the outside entertainment system.
- 6 The exterior storage with upgraded slam latches provide you with multiple access doors to exterior storage space.
- 7 LED tail and marker lights for long-lasting safety.
- 8 Prepare meals and enjoy the family at the same time using the outdoor kitchen. (Optional)
- 9 Sleep safely and peacefully with the exterior privacy windshield cover.
- 10 Color-infused high gloss fiberglass with Azdel™ SuperLite substrate sidewalls are lightweight, durable and resistant to moisture. Virtually eliminates de-lamination.

**Not Pictured:** 20-gallon LP tank is larger than the competition.

**Not Pictured:** Rear stabilizers create a secure and stable feeling within the motorhome.







# PRISM MOTORHOMES

Whether exploring on a weekend getaway or traveling across the country, Prism gets you there in style. It's the perfect marriage between experience, dependability and value from the Industry's premier maker with the economy and prestige of the Mercedes diesel chassis. The Prism is a luxurious, easy to drive, multi-use touring vehicle that provides unique styling and amenities. From the interior's solid surface counter tops, soft touch ceiling, residential flooring and versatile interior storage to the multiple access doors to exterior storage space, LED running lights, tinted windows and aerodynamic, stylish full fiberglass cap, Prism is ideal for short or long trips. Coachmen celebrates 50 years of providing generations a product they can rely on ... being one of the top selling brands in the nation.

ALL PURPOSE FUNCTION  
AND LUXURY.

## PRISM LE Exterior Features

- 1 The Mercedes Sprinter chassis is easy on fuel and on the eyes. It also delivers the great ride and driveability Mercedes is famous for.
- 2 A power entry step automatically deploys and retracts when opening or closing the door allowing for easy entry and exit.
- 3 The One Touch power awning is easy to open and close and comes with adjustable arms for more shade or rain water run off.
- 4 Slide room awnings protect your slides from the elements and keep them free of debris.
- 5 3.6 KW Onan LP generator provides full power for tailgating or while dry camping.
- 6 Watch your favorite movies while still enjoying the fresh air with the outside entertainment system. (Optional)
- 7 The warehouse exterior storage provides you with a ton of exterior space that is great for both long and short term stays.
- 8 Sleep safely and peacefully with the exterior privacy windshield cover. (Optional)
- 9 50 gallons of fresh water – on average 20% more than the competition.
- 10 Color-infused high gloss fiberglass with Azdel™ Superlite substrate sidewalls are lightweight, durable and resistant to moisture. Virtually eliminates de-lamination.



## PRISM Specifications

MODEL	PRISM 24J	PRISM 24G	PRISM LE 2150
Chassis	3500 Sprinter	3500 Sprinter	3500 Sprinter
Engine	V6 3.0L	V6 3.0L	V6 3.0L
Horse Power	188	188	188
Torque	325	325	325
Wheel Base	170"	170"	170"
GVWR (lbs.)	11,030	11,030	11,030
GCWR (lbs.)	15,250	15,250	15,250
UVW (approx. lbs.)	9,458	9,305	9,645
CCC (approx. lbs.)	1,725	1,725	1,385
GAWR Front (lbs.)	4,410	4,410	4,410
GAWR Rear (lbs.)	7,720	7,720	7,720
Interior Height	6' 7"	6' 7"	6' 10"
Exterior Width	7' 7"	7' 7"	8' 0"
Exterior Height (with A/C)	10' 4"	10' 4"	11' 1"
Exterior Length (with Hitch)	24' 10"	24' 10"	25' 0"
Hitch Weight (lbs.)	3,500	3,500	3,500
Fuel Capacity (gal.)	26	26	26
LP Capacity (lbs.)	85	85	85
Fresh Water Capacity (gal.)	30	30	50
Water Heater Capacity (gal.)	6	6	6
Grey Tank Capacity (gal.)	29	29	28
Black Tank Capacity (gal.)	28	28	28
Exterior Storage (cu. ft.)	41	41	88
Awning Length	15'	15'	16'



### Travel Easy™ Roadside Assistance

RVing is easier with Coachmen's Travel Easy™ Roadside Assistance provided FREE the first year of ownership to those who purchase a New Coachmen RV. Administered by Coach-Net, this service provides you with 24/7 operational, technical and emergency road service coverage. Also included is towing, fuel delivery, jump starts, lockout service, tire changes, mobile mechanic and unlimited technical assistance. Anywhere. Anytime. Travel Easy™ is the security of knowing that help is an easy phone call away.



### Free One Year Membership – Coachmen Owners' Association

Coachmen is proud to sponsor the largest manufacturer sponsored camping club in North America ... Coachmen Owners' Association (COA). COA provides a broad breadth of value propositions for our owners including: planned trips/ tours and rallies at bulk rate discounts, free trip routing, free campground directory, free Easy RVing magazine, theme park discounts, fuel discounts, mail forwarding, a dedicated COA web site, local and state club activities and Caravan Chapter membership opportunities. Most importantly, COA enhances the Coachmen ownership and RV lifestyle experience.

**Every new Coachmen RV buyer is eligible for a 1 Year  
FREE membership in the Coachmen Owners' Association.  
It all adds up to an easy ownership experience!**



**Forest River, Inc. encourages  
our customers to purchase  
their Forest River products  
from a local dealership  
whenever possible for the  
following reasons:**

- 1) Forest River, Inc. dealers are independently owned and operated businesses so priority service and scheduling is at their discretion and is often provided to customers that purchased their unit at that dealership.
- 2) Purchasing locally allows customers to establish meaningful relationships with a dealer, enhancing the RV experience through assistance with product questions, user tips or RV regulations for your state or country, and much more!
- 3) Canadian customers must meet requirements to bring an RV purchased out of the country to their home. These requirements may involve additional inspections and certifications, taxes and fees. Your local Canadian Dealer is a professional at meeting these requirements.
- 4) Scheduling timely warranty repairs and adjustments through a local dealership provides far greater flexibility and convenience to you, the customer!

It is the goal of Forest River, Inc. that all of our RV owners fully enjoy the RV experience and that customer satisfaction meets or exceeds their expectations!

**GVWR (Gross Vehicle Weight Rating):** The maximum permissible weight of the unit, including the unloaded vehicle weight (UVW) plus all fluids, cargo, optional equipment and accessories. For safety and product performance, do not exceed the GVWR.

**GCWR (Gross Combined Weight Rating):** The maximum total weight of the loaded unit, plus a tow vehicle. This includes the weight of both the unit and tow vehicle, fuel for each, all other fluids, cargo, occupants, optional equipment and accessories.

**Important Note:** All capacities are approximate, and all dimensions are nominal. Coachmen motorhomes are designed to allow for a wide variety of uses, extended trips with two people or short trips with multiple people. Accordingly, each unit allows ample room for sleeping, seating, fluids and cargo. While the customer is the beneficiary of this design, the customer also bears the responsibility to select the proper combination of passengers, cargo, load, and tow vehicle without exceeding the chassis weight capabilities. Consumer may need additional braking capacity to tow loads greater than 1,000 pounds.

Seat belts should always be worn for passenger safety. Seat belts are provided at most locations to allow convenience in selecting which seat to occupy. However, it is not intended that all seating positions equipped with a seat belt may be occupied while the vehicle is in motion, without regard to other weight factors.

All Coachmen motorhomes are designed to ensure that the number of passengers allowed while the vehicle is in motion will always at least equal the stated sleeping capacity. Though extra seat belts may be provided, for your safety and the proper operation of your vehicle, limit your passengers to the number allowed by the Net Carrying Capacity of your vehicle.



**Learn More**  
Scan this barcode using  
a QR Reader on your  
smart phone to learn  
more about Forest River.



A Berkshire Hathaway company.

All information contained in this brochure is believed to be accurate at the time of publication. However, during the model year, it may be necessary to make revisions and Coachmen reserves the right to make all such changes without notice, including prices, colors, materials, equipment and specifications as well as the addition of new models and the discontinuance of models shown in this brochure. Therefore, please consult with your Coachmen dealer and confirm the existence of any materials, design or specifications that are material to your purchase decision. 4/14

©Copyright 2014 Coachmen RV a Division of Forest River Inc – All Rights Reserved.



Your **PRISM** Dealer



**423 N. Main Street • P.O. Box 30  
Middlebury, IN 46540**

To learn more about Coachmen RV and our products and see how Coachmen is making the easy life easier, call us toll free at **(800) 353-7383**, or visit **www.coachmenrv.com**