

*LD* RV  
*Luxury Suites*

*Your suite awaits you.*



Elite Suites

Mobile Suites

Select Suites

*Living... Loving... Luxury.*





The time is right, you've made the decision and now you've discovered what so many satisfied Drv owners proudly proclaim ... "We Love Our Drv Luxury Suite"!

Drv promises and delivers on what today's extended-stay travelers and full-time fifth wheel residents demand most. Efficient designs, with an abundance of quality feature, reliable innovative engineering and comfortable, beautiful interior decors.

Whether your preference is Elite Suites, Mobile Suites or Select Suites, or perhaps one of the many new 43' semi-customizable suites, you can be confident that you've chosen the very best.

*I felt compelled to write and express my appreciation for my 2006 Elite Suites 36TK3. My wife and I tow with a 2006 Dodge one-ton truck and our fifth wheel is equipped with the TrailAir Air Pin Box and Center Point Suspension, it tows like a dream. We chose the Elite Suites because of the attention to detail and design. We so enjoy the comfortable floorplan and quality amenities, we feel like we are home. When we arrive at our destination we feel great and are excited to stay in such luxury.*

— Dale and Wanda in Columbia, MO



**Superior engineering assures year round comfort.**





*DRV*  
Luxury Suites



*Living...  
Loving...  
Luxury.*

*Your suite  
awaits you...*

[www.drvsuites.com](http://www.drvsuites.com)



*Just a note to express how happy we are with our new Mobile Suites 36TK3. We had a great tour at the DRV Factory. It was very informative and friendly. We purchased our unit in April of 2007 and it's the first trailer we have owned that's been trouble free - been camping all summer. It's very comfortable and we've received many compliments on it. We would recommend this unit to anyone.*

*— Bob and Lou in Ontario Canada*

*We have lived full-time in our Mobile Suites 36TK3 coach for just over two years and have thoroughly enjoyed the home-like amenities in our home on wheels. The "R" values have made for exceptional comfort in both summer and winter. "Dollar for Dollar" we don't think there is a better fifth wheel currently on the market.*

*— Ron in Granbury, TX*

**Now Available...**

A full line of 43' luxury suites are available in the Mobile and Elite lines.





**36KSSB3** • New England Cherry with Desert Oasis décor

SELECT SUITES





*Living...  
Loving...  
Luxury.*

**Distinctively different,  
uniquely DRV.**

See for yourself why Select Suites  
delivers the features most in demand  
by today's discriminating market.







**36KSSB3** • New England Cherry with Desert Oasis décor

**Select Suites  
Décor Selections**

**Desert Oasis**



**Sierra Spice**



**Crossfire Maple**



**New England**







Select Suites are designed to showcase residential-style, premium hardwood raised panel cabinetry and an abundance of countertop workspace.



d Cherry



Suite Oak







**36TKSB3** • Crossfire Maple with Sierra Spice décor







Exceptionally large windows trimmed with residential casements. Full height flush floor slide outs expand space while wide windows expand your view.

The quality and integrity of your suite is reflected in the look of custom flooring, deep basin stainless steel sink with high-rise faucet and residential-style furniture.





**38RSSB3** • New England Cherry with Regal Moss décor

MOBILE SUITES





*Living...  
Loving...  
Luxury.*

### **You've arrived.**

You deserve the dignified elegance of the Mobile Suites. Engineered for dependability and designed for lasting beauty, Mobile Suites is every bit as sophisticated as you are.







**Mobile Suites  
Décor Selections**








Everywhere you look you'll find quality innovations and aesthetic beauty. It's not just what you see, it's what you don't see. Superior structure, automotive technology as well as quality control are engineered into each and every Mobile Suite.




Café Au Lait



Crossfire Maple



New England Cherry



Suite Oak





**36RSSB3** • Crossfire Maple with Imperial Ebony décor



Overhead cabinets and plenty of additional under-bed storage space is easily accessed and adds to the practicality of this bedroom suite. And for the ultimate convenience, add the optional front loading washer/dryer to the adjacent hallway closet.





Etched, smoked glass pocket door detail.



Spacious bath with full radius front shower.



Optional vanity slide out, available in most models, increases floor and wardrobe space.





38RESB3 • New England Cherry with Imperial Ebony décor

ELITE SUITES





*Living...  
Loving...  
Luxury.*

### **Take a close look**

... we've left nothing to the imagination. You know that underneath it all we've combined quality features and innovative engineering that delivers a superior extended travel experience.







38RESB3 • New England Cherry with Imperial Ebony décor

**Elite Suites  
Décor Selections**







Personalized hardwood wall clock.

Custom hand made and finished woodwork and cabinets are exclusively made for the Elite Suites and feature the rich look of New England Cherry cabinetry.

The straight roofline design means greater ceiling heights and storage throughout.




Café Au Lait



Crossfire Maple



New England Cherry



Suite Oak





**38RESB3** • New England Cherry with Imperial Ebony décor

The King Sleep System features a Sleep Number® bed by Select Comfort™ and a lift assist under-bed storage space.

Add the optional front loading washer/dryer to the adjacent hallway closet for greater convenience.





Decorative corbel.

Spacious bath with full radius front shower.





**Presenting –**

**43'**

**MOBILE & ELITE SUITES**

**43' Lexington • Crossfire Maple with Regal Moss décor**





*Living...  
Loving...  
Luxury.*

**A full line of 43' suites.**

Incredibly spacious, these residential-style four season luxury suites can be semi-customized, to add your own personal touches.







**43' Denver** • New England Cherry with Regal Moss décor

**43' Mobile & Elite Suites**  
**Décor Selections**








Expanded space  
...expanded elegance!




Café Au Lait



Crossfire Maple



New England Cherry



Suite Oak



## Constructed for Full Time Living



**All New Sub-Zero Thermal Pack with High Density Wool Insulation – Standard on all Suites**

## We Really Love Our Level-Up™ Leveling System

(Patent Pending)

A revolutionary advancement in engineering available on DRV luxury suites.



Optional one-touch auto leveling.

- Finger tip control of switch at exterior panel
- Levels accurately every time - in just seconds!
- Powerful dependable hydraulics
- Automatically finds level to within a tenth of an inch
- No more driving up onto blocks
- No more bending and stooping

*"My Level-Up™ system, installed on my Mobile Suite by DRV, is unbelievable and has cut my set-up time in half. Now I can pull in, level the unit side to side, unhook and level front to rear just as easily. I appreciate the added stability of having six stabilizer legs, rather than just four. The power of the hydraulics is really impressive."*

– Gary "Ponch" McDonal in Illinois



## Optional Exterior Full Body Paint with Window Silks



**Pearl Exterior**



**Garnet Exterior**



**Sapphire Exterior**



**Platinum Exterior**



To appreciate the true metallic nature of these rich automotive colors see your DRV dealer for accurate paint samples. NOTE: Other custom color exterior packages are available, please ask your dealer for more details.

## All new "Tow Max" Running Gear Straight Liner™ Tow and Haul System



### Straight Liner™ Benefits Include:

- Increased fuel mileage
- Decreased tire wear
- Eliminates axle steering, which greatly reduces sway
- Improves safety when towing and hauling a fifth wheel trailer

### Additional Features:

- Heavy duty 17.5"H truck tires and wheels
- 5/8" wheel mounting studs with truck type clamp flanged nuts
- Heavy duty shocks
- 8,000 lb. axles – 8 ton, 12 ton on triple
- Automotive hydraulic Kodiak® disc brakes
- Sealed automotive type wheel bearings
- Heavy duty greaseable suspension
- Trail Air® air ride system with dual side to side leveling controls



# Advances in Engineering Excellence

**FEATURES & BENEFITS** From the ground up, all units are built with automotive style components. Our innovative designs make it easier to transport, set up and maintain your unit.

## Structure

- F:** Professionally designed and tested 15" steel box tube chassis. (Select Suites - 12" I-beam frame)
- B:** Super strong foundation to build a lasting, high quality fifth wheel.
- F:** All-weather heavy duty aluminum floor system.
- B:** The floor is screwed and bolted together and will not rot over time. Also, we do not use staples which eventually work up through the floor covering.
- F:** R29 insulated frame floor system with three weather barriers.
- B:** Warm floors for extended or full time use: and keeps out condensation.

## Technology

- F:** New state of the art **Level-Up™** leveling system (patent pending) and industrial hydraulic system.
- B:** Delivers maximum convenience and power to level your unit side-to-side and operate front and rear stabilizers and room slide outs.
- F:** New automotive style Kodiak® disc brakes.\*
- B:** Limited lifetime warranty; smoother stopping; shorter stopping distance; low maintenance cost.
- F:** Heavy duty 8,000 axles with sealed automotive bearings and EquaFlex® rubber equalizer.\*
- B:** Larger carrying capacity; less axle problems; low maintenance; best ride quality available.
- F:** Heavy duty Goodyear® tires and aluminum eight bolt wheels.\*
- B:** Highest quality tire manufactured for RVs. Special tread pattern to dissipate heat. Tires are regroovable for miles and miles of safe use. Wheels are light weight and will not rust.
- F:** Greasable suspension with bronze bushings.
- B:** Ease of maintenance and long-wearing.

## Sturdy

- F:** 3.25" aluminum framed walls with R16 insulated rating. Highest R rating in the industry.
- B:** Lightweight; lower heating and cooling cost; noise reduction
- F:** Radiused aluminum roof rafters on 16" centers.
- B:** Lightweight; improved water run off; maximum load capacity per square foot.
- F:** R25 insulated roof system with plywood and rubber or fiberglass covering.
- B:** Improved weather barrier; sound deadening; low maintenance; lower heating and cooling costs.
- F:** Soft touch interior ceiling.\*\*
- B:** Sound proofing; easy to clean; extra insulation.

## Refined

- F:** Conveniently located wall switches control all lighting.
- B:** Fingertip control of all task and decorative lighting.
- F:** Overhead room lighting on dimmer switches.
- B:** Personal light control.
- F:** Designer cabinets throughout the unit.
- B:** Optimal storage and convenience.

## Reliability

- New **Level-Up™** leveling system.
- New industrial hydraulic jacks.
- High pressure hydraulic lines with metal fittings.
- New individual push button slide room controls.
- New industrial stabilizer jacks located and wind tested to provide maximum stability.
- Heavy gauge UL copper wiring.
- New residential water manifold.
- Convenient lights at all exterior service locations.
- New safe and reliable LED lights.
- Mid unit turn indicator.
- Gel coat fiberglass walls and exterior doors.
- 36 month limited warranty.
- 1/2" plywood roof decking.
- Extra sound proofing in floor, walls and roof.
- Engineered back up lights.\*\*
- Tip out tinted safety windows.
- Over sized entry step.
- New automotive disc brakes.
- Pull out battery and LPG bottle trays.\*\*
- Over size basement storage doors with gas lift cylinders.
- Furnace return air replaceable filter.
- New automotive painted exterior graphics.
- Tough skin special coated rock guard.\*\*

\* Available Option on Select Suites

\*\* Not Available on Select Suites

NOTE: Some features shown are exclusive to specific makes and models. Please review the complete Standards and Options list for availability.



The heating and A/C system, featuring automatic dual zones for comfort, received the "standard of excellence" award for best design and performance. The attractive soft touch ceiling combines durability, sound proofing and an added measure of insulation.



Frameless windows.



KeyTouch Security entry.



Automotive L.E.D. stop, turn, tail and clearance lights for reliability, greater visibility and safety.



Contemporary design fiberglass rear cap and detachable ladder.



Abundant basement storage for extended living.

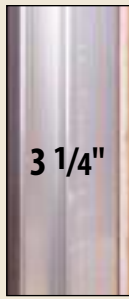


DRV installs an optional TrailAir® Tri-Glide air pin box. Trailair utilizes noise, vibration and harshness testing to engineer a smoother ride and better handling.

## Coach-Net®

EMERGENCY ROADSIDE ASSISTANCE  
is provided with purchase of each Suite






3 1/4"

3 1/4" thick sidewalls with two moisture barriers and R16 insulation results in increased efficiency of heating/cooling, and better sound insulation qualities.



5/8" T/G exterior plywood is glued and screwed to the aluminum floor framing, then bolted to the steel frame.



Aluminum sidewall is bolted to the floor.



High strength aluminum trussed roof rafters accommodate extra thick R25 roof insulation system.



Our frames are engineered to accommodate the largest capacity water holding tanks in the industry. (See specifications for capacities)

Our powerful hydraulic system is integrated into the frame providing for smooth, reliable operation of power expansions and leveling jacks.



Automotive type 12V A/C wire along with heavy wiring provides all the power to live comfortably in your Suite. A centralized command center allows ease of operation.



Heavy duty industrial front and rear hydraulic jacks are installed at a 5° angle to provide for maximum stability.

Automatic Level-Up™ option featured on page 26.



Conveniently located multi-function hook-up center.



15" frame depth provides incredible strength as well as space for R29 floor insulation. (Select Suites 12" I-beam frame)



Heavy duty, thick baggage door with slam locks.

Heavy duty industrial hydraulic pump powers the leveling jacks and sliderooms with independent controls.



Water distribution manifold system for even water flow throughout the Suite. Conveniently select individual lines for easy maintenance.



Screened storm door with removable upper and lower acrylic panels.



Easy-twist nylon fastener.



Heavy duty 17.5" H truck tires and wheels

**We care about your safety...**  
that's why we factory install the Kodiak® automotive style disc brake system\* providing for:

- smoother stopping ♦
- significantly shorter stopping distances ♦
- lower maintenance costs ♦
- ♦ When compared to Drum Brakes



Equa-Flex®, by TrailAir®, smoothes out rough roads and protects the unit and its contents. (Standard on all units)






# STANDARDS — ● Elite Suites ■ Mobile Suites ▲ Select Suites


- King bed 72" x 80" with Sleep Number® bed by Select Comfort
- ▲ King bed 72" x 80" with innerspring mattress
- ■ ▲ Queen Bed Suite (Std. 32TK3, 32RS3 and 43' Denver)
- ■ ▲ Custom wood counter on bedroom vanity
- ■ Built in fold down clothes hamper
- ■ N/A vanity slideout
- ■ Built in floor safe
- ■ ▲ Cedar front closets
- ▲ Hardwood suite oak custom cabinets
- Custom hand rubbed residential hardwood maple or cherry interior trim package
- ■ ▲ Custom hardwood fascia trim
- ■ Fantastic fan create-a-breeze in bathroom
- ■ ▲ Heat and A/C duct to toilet room
- ■ Washer/dryer prep
- ■ ▲ One piece radius fiberglass shower
- ■ ▲ Custom radius shower door
- ■ Skylight in shower
- ▲ Custom acrylic lavatory top with residential faucet
- Custom granite lavatory top with residential faucet
- Removable step carpet pads
- Granite non skid steps
- ▲ Corian kitchen countertops
- ■ One piece solid surface kitchen backsplash
- Custom granite kitchen & bath countertops
- Recessed Corian® range cover
- Recessed power granite range cover
- ▲ Bi-fold range cover
- ■ Custom hardwood pull out drawer in appliance garage (most models)
- ■ ▲ Residential kitchen faucet
- ■ ▲ Full extension roller bearing drawer guides
- ▲ Hardwood table with four under seat storage dinette chairs
- ■ Buffet cabinet with pull out table and two residential dinette chairs
- ▲ Residential grade linoleum floor covering
- ■ Residential 16" x 16" custom floor tile
- ■ Lighted pantries and kitchen island toe kicks
- LED interior lighting package
- ■ Custom wood accent with indirect lighting for pendent lighting
- Personalized hardwood decorative wall clock
- ▲ Decorative wall clock
- ■ ▲ Large recessed halogen lights
- ■ ▲ Utility closet
- ■ Interior ceiling fan
- ■ Residential fabric rocker reclining chair(s)
- ▲ Fabric rocker reclining chairs
- ■ Large sofa with air bed (38RESB3)
- Full length residential hide-a-bed sofa
- Residential hide-a-bed sofa and side tables
- ▲ Hide-a-bed sofa with side tables
- ■ ▲ Day/night shades
- ■ ▲ Custom high durability residential carpet w/rebond pad
- Deluxe valances
- ▲ Dometic residential style stainless steel refrigerator
- Dometic residential style black stainless steel refrigerator
- ■ Three burner cook top with over the range GE convection/microwave oven
- ▲ Three burner cook top with microwave oven
- ▲ Brushed nickel lights and cabinet hardware
- Oil rubbed light fixtures and cabinet hardware
- ■ Suburban 12 gal. gas/elec. DSI water heater
- ▲ Suburban 10 gal. gas/elec. DSI water heater
- ■ ▲ Residential heating system
- ■ ▲ Suburban 40,000 BTU furnace
- Dometic 15,000 BTU low profile A/C
- ■ Dual 15,000 BTU low profile A/C's on all 43' models
- ▲ Dometic 15,000 BTU A/C
- ■ ▲ Wired and ducted for second A/C
- ■ Wired and ducted for third A/C's on all 43' models
- ■ ▲ 50 amp service with detachable cord
- ■ ▲ Speaker jacks, 110v and 12v outlet and TV hookup in basement storage
- ■ 80 amp 12 VDC converter
- ▲ 55 amp 12 VDC converter
- ■ ▲ 12 VDC battery
- ■ ▲ 120 VAC duplex receptacle at hook-up center
- ■ Multiple location switching for lighting in main storage compartment
- ■ ▲ Cable TV
- ■ ▲ Cat 5 wiring to entertainment center
- ■ Power TV antenna
- ▲ TV antenna
- ■ Power lift for TV (most models)
- ■ Swing away TV (some models)
- ■ ▲ HD ground satellite ready
- ■ ▲ HD satellite prep to roof
- ■ ▲ No-fuss flush on black water tank
- ■ 100 gal. fresh water, 75 gal. gray water, 50 gal. black water
- ▲ 70 gal. fresh water, 50 gal. gray water, 50 gal. black water
- ■ Water pump switch at outside hookup center
- ■ ▲ Big step at entry door
- ■ Slide out propane tray with 40 lb. tanks
- ▲ 30 lb. LPG tanks
- ▲ Rear stabilizer jacks
- Hydraulic rear stabilizer jacks
- ■ Pinless, industrial hydraulic front landing jacks at 5 degree outboard angle
- ▲ Industrial hydraulic front landing jacks w/snap pins at 5 degree outboard angle
- ■ ▲ Hydraulic slide outs with select push button controls
- ■ 15" steel triple box channel frame
- ▲ 12" I-beam frame
- ■ ▲ 5/8" T/G exterior plywood floors
- ■ ▲ 3" aluminum insulated floor
- ■ Twin 8,000 lb. axles with shocks and sealed bearings
- ▲ Twin 7,000 lb. axles with shocks and E-Z lube bearings
- ■ ▲ TrailAir® EquaFlex® rubber equalizer suspension
- ■ Kodiak® disc brakes
- ▲ 12" x 2" drum brakes



Your bounty of pantry space will always be well organized with the upper track-glide shelf unit. Shown in Suite Oak.



Extended-stay means greater capacity and you'll have it in this residential-style four door refrigerator/freezer featuring easy care stainless steel front.



Custom granite countertops with power-lift range cover.



Hi-Lo coffee table, the perfect height for your laptop. Storage space too.




All metal residential style "full extension" drawer guide system — screwed securely, not stapled.




# OPTIONS


- ▲ 12 1/4" x 3 3/8" drum brakes with 8,000 lb. axles (38TKSB3 & 40BHSB3)
- ■ Heavy duty greaseable suspension
- Hercules 17.5" H-rated re-groovable tires (std. 38TKSB3 & 40BHSB3 Select Suite)
- Michelin 17.5" J-rated re-groovable tires
- ▲ 16" E-rated tires
- 8 bolt aluminum wheels
- ■ 3 1/4" sidewalls
- ■ 1/4" Fome-cor vapor barrier wrapped sidewalls
- ■ R-16 sidewall, R-25 roof, R-29 floor
- ■ Subzero thermo-pack high density insulation
- ■ Gelcoat fiberglass exterior
- ■ Gelcoat fiberglass exterior door
- ■ 78" entry door
- Keyless entry door
- ■ Slam door compartment latches
- ■ Removable storm door panels
- Custom painted exterior graphics
- Full body paint with window silks
- ■ Soft-touch vinyl ceiling
- ■ 1/2" plywood roof decking
- One piece rubber roof
- One piece gelcoat fiberglass wrapped roof
- ■ Four exterior security lights
- ■ Back-up lights with 50 watt halogen lights
- ■ Commercial L.E.D. exterior clearance lights
- ■ Amber L.E.D. turn signal
- ■ Mid-ship turn signal
- ■ Water filtration system
- ■ Water manifold system
- ■ Single lever water heater bypass
- ■ Single lever water pump bypass
- ■ Lend-a-hand grab handle
- ■ Frameless tinted safety glass windows
- ■ Washable storage compartment liner
- ▲ Power A&E awning
- ■ Power A&E awning with aluminum weather shield
- ■ Coach-Net Emergency Road Side Assistance




Hide-a-way power lift TV.



Front load washer/dryer for at home convenience.



Cedar-lined closet with built in shoe rack.



Dinette chairs with under-seat storage.



Large mirrored medicine cabinet.



Multi-Plex lighting system touch control.

## DÉCOR

- ■ Antique Fawn
- ■ Café Au Lait
- ■ Imperial Ebony
- ■ Regal Moss
- ▲ Desert Oasis
- ▲ Sierra Spice

## WOOD DECOR

- Suite Oak
- ▲ Crossfire Maple
- ▲ New England Cherry

## INTERIOR

- ■ ▲ Coffee table Hi-Lo
- ■ Bonded leather recliners
- ▲ Faux leather recliners
- ■ Bonded leather sofa
- Deluxe valances
- ■ ▲ Built-in fireplace

## ENTERTAINMENT

- ■ Bose Lifestyle® S/S w/32" Sony® LCD HDTV
- ■ Bose Lifestyle® S/S w/40" Sony® LCD HDTV
- ■ ▲ 32" LCD HDTV home theatre surround sound system
- ■ ▲ Sony® 32" LCD HDTV upgrade for home theatre system
- ■ ▲ Sony® 40" LCD HDTV upgrade for home theatre system
- ■ ▲ Winegard Trav'ler® HD auto satellite for Direct TV®
- ■ ▲ Winegard Trav'ler® HD auto satellite for Dish 1000®

## KITCHEN

- ■ ▲ 13 Cu. Ft. four door refrigerator w/water in door and ice maker in freezer (n/a 32' MS)
- ■ ▲ Ice maker
- ■ GE Advantium microwave
- ■ ▲ GE Convection oven
- ■ ▲ 3 burner range/oven IPO 3 burner cooktop
- ▲ Dinette table with extension
- ■ ▲ Extreme smart sensor water pump

## BATHROOM

- ■ Tub/shower combo (n/a 36TKSB4 & 38REPS3)
- ■ ▲ Flip-down shower seat

## BEDROOM

- ■ ▲ 26" LCD HDTV
- Sleep Number® bed by Select Comfort
- ■ ▲ Queen bed suite (std. 32' M.S. & 43' Denver)
- ■ ▲ Linen package queen bed
- ■ ▲ Linen package king bed
- ■ ▲ Maple folding chair
- ■ ▲ Oak folding chair
- ■ ▲ Cherry folding chair
- ■ Vanity slide out 36"-43' (std. 36TKSB4, Denver & Dallas)
- ■ Fireplace in vanity slide out

## SYSTEMS / VENTS / FANS

- ■ ▲ 13.5 BTU ducted Lo/Pro AC (2nd)
- ■ ▲ 15.0 BTU ducted Lo/Pro AC (2nd)
- ■ ▲ 15.0 BTU ducted Lo/Pro AC (3rd) for 43' models
- ■ ▲ Heat pump for 15.0 A/C
- ▲ Fantastic fan create-a-breeze in bathroom
- ■ ▲ Fantastic fan with switch: kitchen / bedroom
- ■ ▲ Fantastic fan w/ rain sensor and remote control: kitchen / bedroom
- ▲ Washer/dryer prep
- ■ ▲ Washer/dryer, Splendide front load 2 piece
- ■ ▲ Washer/dryer, Splendide XC 2100 Combo
- ■ Central vacuum
- ■ Generator prep - auto change over
- ■ ▲ Onan 5500 Marquis Gold generator w/prep
- ■ ▲ Dual 6V DC heavy duty battery system
- ■ ▲ Xantrex 3000 watt inverter w/ four 6 volt batteries and 2nd compartment
- ■ ▲ Power management system
- ■ ▲ Whole house built in surge protector
- ■ ▲ Heat pads on all tanks with elbow heater on drain pipe
- ■ Canadian all weather package (Twin 30,000 BTU furnaces, heat pads on all holding tanks with elbow heater on drain pipe)

## CONSTRUCTION / RUNNING GEAR

- ▲ 16" E-rated spare tire and carrier
- ■ 17.5" H-rated spare tire and carrier
- ▲ Hydraulic rear stabilizer jacks
- ■ ▲ Level Up™ side to side hydraulic leveling system
- ■ ▲ One touch leveling with wireless remote
- ■ ▲ Monroe gas magnum shocks
- ▲ Pinless front jacks
- ■ ▲ Trailair® center point suspension with Tri-glide air pin box
- ■ Trailair® center point suspension with air pin box (43' models)
- ■ ▲ 2" receiver hitch with 4 way flat plug
- ■ ▲ Wireless tire pressure monitoring system
- ■ ▲ 4 step entry IPO 3 step
- ■ Electric power cord reel
- ■ Multi-Plex lighting system
- Keyless entry door
- ■ ▲ Straight Liner™

## EXTERIOR / AWNINGS

- ■ ▲ Power w/ weathershield & wind sensor
- ■ ▲ Slide toppers – Triple slide (n/a over vanity slide)
- ■ ▲ Slide toppers---Quad slide (n/a over vanity slide)
- ■ ▲ Dinette patio awning (non-power)
- ■ ▲ Dinette patio awning w/ weathershield and wind sensor (power)
- ■ ▲ Dinette patio awning w/ weathershield (power)
- ■ ▲ Slide out storage tray
- ▲ 40# LPG tank upgrade
- ■ ▲ Audible wireless backup camera system
- ■ ▲ Roof rack and detachable ladder
- ■ ▲ Ladder only - no roof rack
- ■ ▲ Frameless thermopane windows
- ■ ▲ RVIA - rving seal
- ■ ▲ State seal
- ■ ▲ CSA package



SOITC was formed in May of 2006 for the purpose of promoting friendship and exchange of ideas and experiences among its membership. Members of SOITC share the same passion for RV travel and its lifestyle and enjoy the fellowship of families of all ages and professions.

The SOITC is a non-profit, self-sponsored and self-supporting organization that is open to any owner of a Select, Mobile or Elite Suites recreational vehicle made by DRV.

For more information please visit our website: [www.suitesowners.com](http://www.suitesowners.com)



**2009 SOITC Rally,**  
Goshen, Indiana  
Elkhart County Fairgrounds



DRV – Howe, Indiana



0160 W 750 N • PO Box 235  
Howe, IN 46746

Factory tours by appointment,  
please call for specifics  
260-562-1075

[www.drvsuites.com](http://www.drvsuites.com)

facebook

twitter

This brochure is based upon the latest product information available at the time of printing. DRV reserves the right to make changes at any time to prices, colors, materials, equipment, specifications and models, and to discontinue models without notice or obligation. Color representations are as close as photographic/print reproduction will allow. All specifications are approximate and dimensions nominal. Text and/or photos may represent equipment or décor items which may not be included as a standard item in your model of choice.