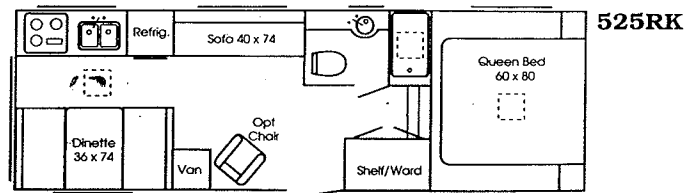
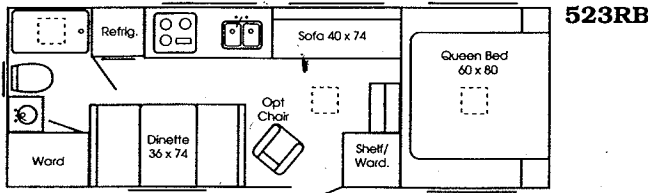


1999 Aerolite "Seven"

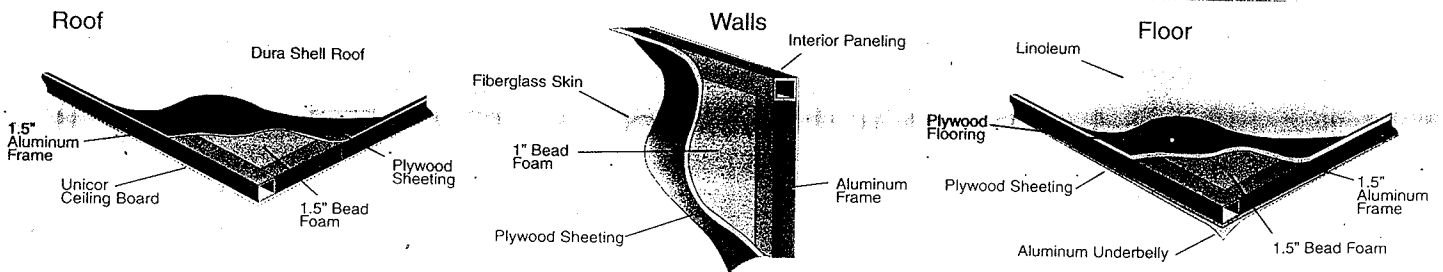
Fifth Wheels



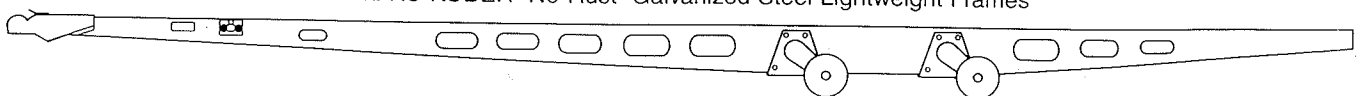
Specifications Travel Trailers & Fifth Wheels

Specifications	19RDB	19RB	21RDB	21RBH	23RB	23FBR	25RBH	25FBBH	25FBR	25RQS	523RB	525RK
Length	19'0"	19'0"	21'0"	21'0"	23'0"	23'0"	25'0"	25'0"	25'0"	25'0"	23'10"	25'10"
Exterior Width	7'1"	7'1"	7'1"	7'1"	7'1"	7'1"	7'1"	7'1"	7'1"	7'1"	7'1"	7'1"
Exterior Roof Height	8'1"	8'1"	8'1"	8'1"	8'1"	8'1"	8'1"	8'1"	8'1"	8'1"	8'1"	8'1"
GVWR (lbs.)	3835	3835	4145	4145	N/A	N/A	4400	4400	4400	4400	4755	4880
Total Base Weight Dry (lbs.)	2425	2415	2600	2630	N/A	N/A	2840	2840	N/A	N/A	3105	3385
Load Capacity (lbs.)	1410	1420	1545	1515	N/A	N/A	1560	1560	N/A	N/A	1650	1595
Dry Hitch Weight (lbs.)	240	240	320	340	N/A	N/A	285	285	250	N/A	460	540
Fresh Water (gal.)	25	25	25	25	25	25	25	25	25	25	25	25
Grey Water (gal.)	25	25	25	25	25	25	25	25	25	25	25	25
Black Water (gal.)	25	25	25	25	25	25	25	25	25	25	25	25
Tire Size	175/80 R13	175/80 R13	175/80 R13	175/80 R13	175/80 R13	175/80 R13	175/80 R13	175/80 R13	175/80 R13	175/80 R13	175/80 R13	175/80 R13

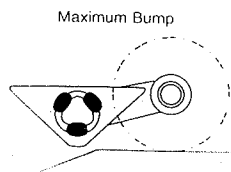
Dry Weights based on standard features; optional equipment not included. Carrying capacity determined by subtracting total weight from GVWR and includes fluids, options, and cargo. Liquid capacities and weights are approximate only. Due to constant product improvements, Aero Manufacturing Inc. reserves the right to make changes including but not limited to specifications, equipment and accessories without further notice or obligation.



AL-KO KOBER "No-Rust" Galvanized Steel Lightweight Frames



Rubber
Suspension
Axle

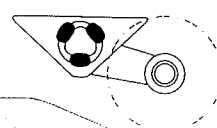


Maximum Bump

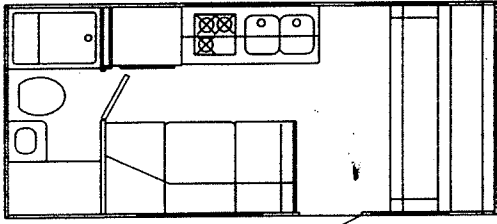


Rubber Bars
Outer Tube
Inner Tube

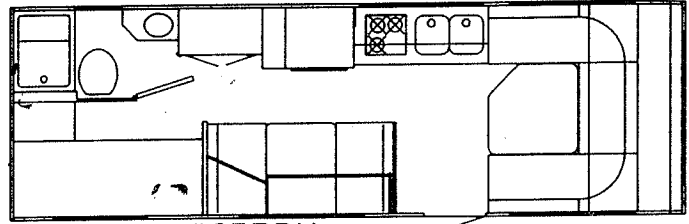
Unloaded Position



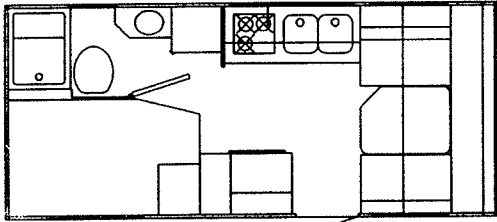
1999 Aerolite "Seven" Travel Trailers



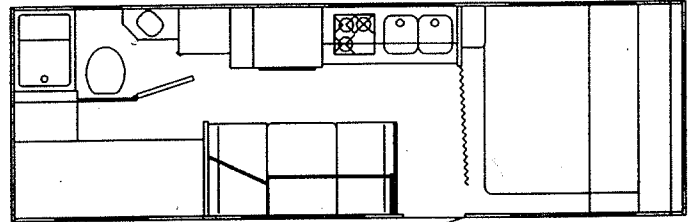
19RB



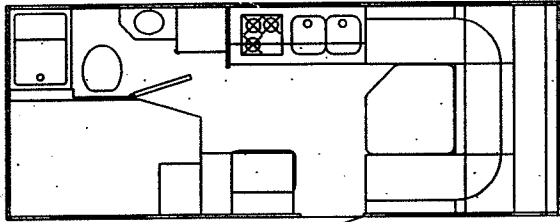
*25RBH



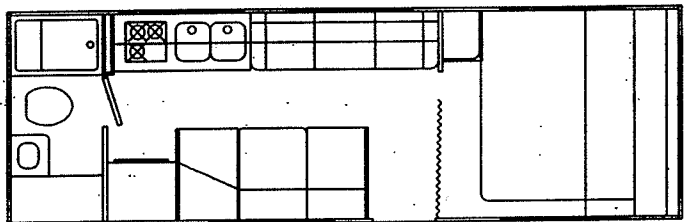
*19RDB



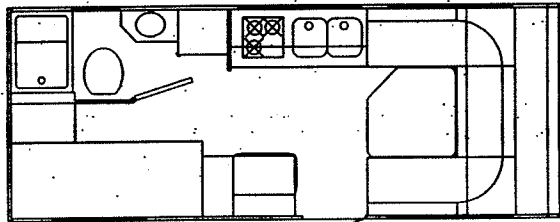
25FBBH (NEW)



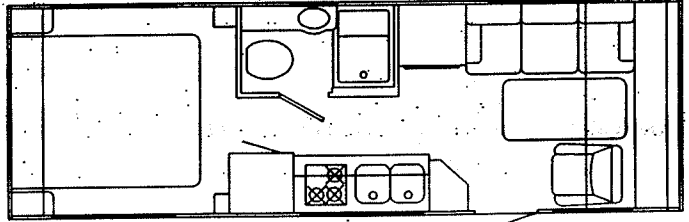
*21RDB



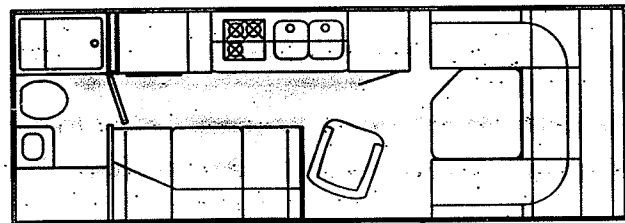
25FBR



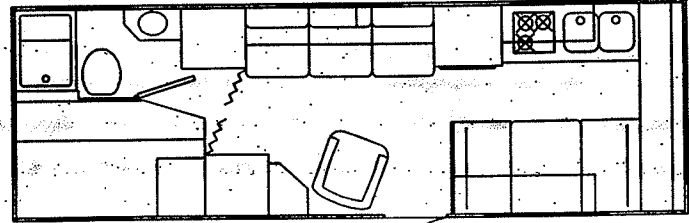
21RBH



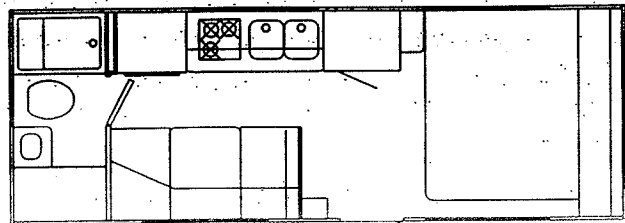
25RQS (NEW)



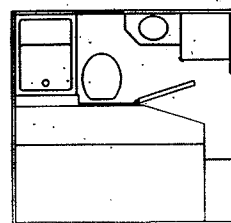
23RB (NEW)



25FK



23FBR (NEW)



*OPTIONAL DBL BED WITH TWIN BUNK