

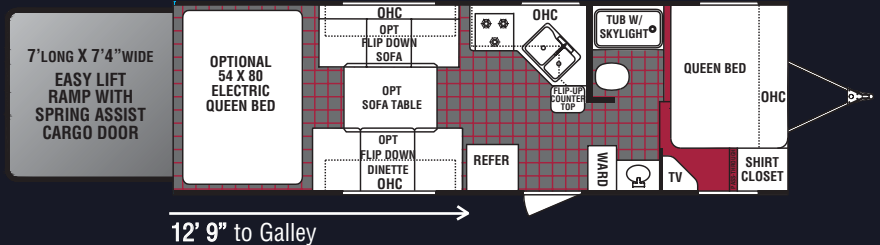


# Floorplan Guide

## Toy Haulers

### 26LT

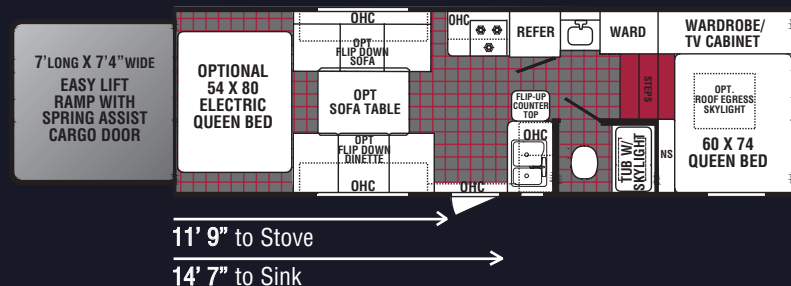
- Spacious 102" wide floorplan with corner queen front bedroom
- Large bathroom with wardrobe storage, step tub and skylight
- 12'9" Cargo length
- 96" Interior wall to wall dimension; 102" Exterior
- Available with "Low Rider" or "Big Air" Packages



### Travel Trailer

### 28SG

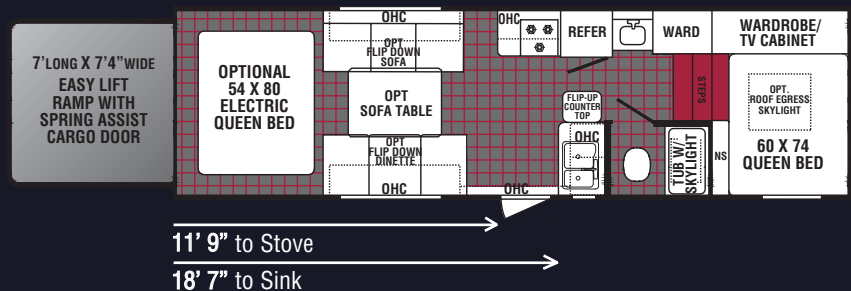
- Low profile, easy to tow fifth wheel floorplan
- Large bedroom with tons of storage
- Oversized private bathroom
- 14'7" Cargo length to sink; 11'9" to stove
- 96" Interior wall to wall dimension; 102" Exterior
- Available with "Low Rider" or "Big Air" Packages



### Fifth Wheels

### 32SG

- Low profile, easy to tow fifth wheel floorplan
- Large bedroom with tons of storage
- Oversized private bathroom
- 18'7" Cargo length to sink; 11'9" to stove
- 96" Interior wall to wall dimension; 102" Exterior
- Available with "Low Rider" or "Big Air" Packages



## Weights & Measurements

Model	26LT	28SG-M5	32SG-M5
Exterior Width	102"	102"	102"
Exterior Height	10'8"	10'9"	NA
Exterior Length	29'3"	29'11"	NA
Hitch Dry Weight	1178	1818	NA
GVWR	9600	10560	NA
Unloaded Vehicle Weight	6202	7272	NA
Net Cargo Capacity	3398	3288	NA
*Fresh Water Capacity	100	100	NA
Grey Water Capacity	34	34	NA
Black Water Capacity	34	34	NA
Tire Size	ST225/75R15(D)	ST225/75R15(D)	NA
Furnace Size (BTU's)	30000	30000	NA

Add 10" to exterior height for "Big Air Package"

Product information and specifications in this brochure were as accurate as possible at time of printing. Since we continually strive to improve our products, actual products may differ. Prices and specifications are subject to change without notice. All capacities are approximate and dimensions are nominal. Some features shown are optional and may be different or unavailable in Canada. Vehicles are designed for recreational use only and not intended for use as a primary residence.

Vehicle loading - Every effort has been made to provide the greatest number of options for the recreational vehicle owner. Along with these choices comes the responsibility to manage the loads that are imposed by the choices that they remain within the manufacturer's specified chassis weight limits. Do not overload the recreational vehicle. Dry weights based on standard features - Some optional equipment not included. Net carrying capacity (NCC) is determined by subtracting unloaded vehicle weight (UVW) from gross vehicle weight (GVWR) and includes fluids, options and cargo. Liquid capacities and weights are approximations only. Warning - This information is intended as a guide only. Weights of individual vehicles may vary. Consult your owner's manual for complete loading, weighing and towing instructions. \*Fresh water capacities include capacity of water heater.

[www.wildthing-rv.com](http://www.wildthing-rv.com)

A Division of Dutchmen Manufacturing, Inc.  
2164 Caragana Court • Goshen, IN 46526  
574-534-1224 • Fax 574-825-4939

Your Local Dealer