

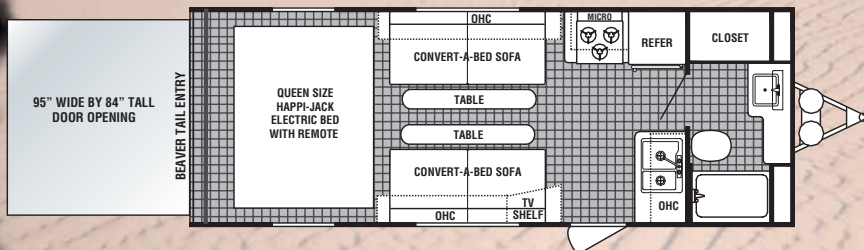
2007

FUEL YOUR PASSION



**Tops in Features and Value
You Wont Find a Better
Toy Hauler
on the Market!!**

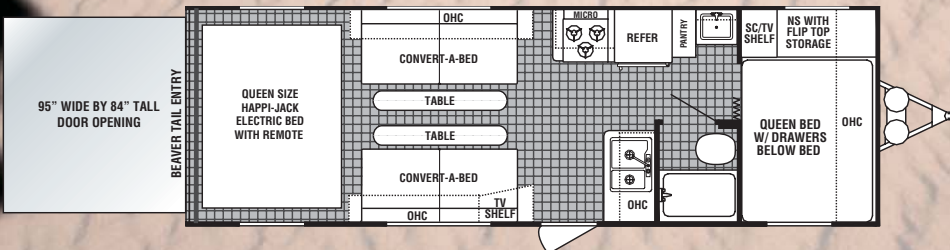
102" Wide Body Toy Haulers



N220 14'5" to Galley

17'2" to Sink

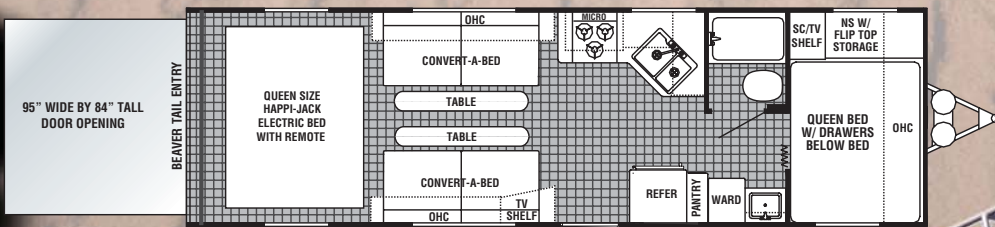
97" Wall to Wall



N240 14'1" to Galley

16' to Sink

97" Wall to Wall




N260 14'3" to Galley

17'2" to Refrigerator

97" Wall to Wall

The N'Tense Advantage!

- ◆ 102" Wide body designed for sand rails, ATV's and more
- ◆ Bottom-hinged 2500 lb. capacity cargo door - no cables
- ◆ 95" wide cargo door opening
- ◆ 97" Interior Width
- ◆ 2" to 3" Wider than most competitors
- ◆ Electric *Happi-Jac* queen size bed standard
- ◆ Large cargo areas - up to 17'
- ◆ "Beaver-tail" angled floor at rear for better entry/exit angle
- ◆ E-Track cargo tie-down system, adjust to fit your needs
- ◆ Hot graphics and awesome interior designs
- ◆ NTense Entertainment System - Standard
 - AM/FM/CD Stereo
 - Sirius Satellite Ready
 - Auxiliary input for MP3 Player/IPOD
 - 4 Interior theater speakers
 - Exterior marine-grade speakers



STANDARD & OPTIONAL FEATURES

Exterior & Construction

- 102" Wide body design
- Ultra-lube hubs with grease zerks
- Aluminum Rims
- 106 Gallon fresh water capacity (N220)
- 126 Gallon fresh water capacity (N240 and N260)
- Full walk-on roof
- Black tank flush system
- Exterior hot & cold water system
- Dark-tint safety glass windows
- Premium diamond plate rock guard
- Dual 30 lb. LP bottles
- Front-mounted roof access ladder
- 4 Corner stabilizer jacks
- Detachable 30 amp power cord
- 26" main entry door
- Color-coordinated patio awning
- 15" Radial tires with spare
- 3" thick fully framed/insulated floor with 5/8" marine grade tongue and groove plywood deck
- Triple entry step
- Radius corner exterior "Storage Plus" compartments (where possible)
- 1 piece seamless EPDM rubber roof (12 year rubber warranty)
- Hitch light
- Exterior storage light (most models)

Cargo Area

- E-track cargo tie down system adjustable to fit your needs
- *Ram Air* ventilation system
- Bottom-hinged, spring assist cargo door with 2500 lb. rating
- Key-locking rear door latch system
- Beaver-tail design for easier loading and unloading
- Queen sized *Happi-Jac* electric bed
- Power roof vent in cargo area
- *Grip Star* anti-slip door surface finish

Interior Features

- Dual convert-a-bed sofa's with tables
- Mini-blinds throughout
- Premium linoleum
- Hardwood cabinet doors
- Storage drawers with metal guides
- Coat/Gear hooks
- Removable carpet with *Soft-Bac*® platinum backing

Appliances & Electrical

- Satellite prep
- Generator prep with 30 gal. fuel tank
- Rear lights above ramp door with cargo area switch
- Dual battery rack
- Patio light
- 13.5 BTU air conditioning
- TV antenna with power booster
- Exterior TV hook up-doorside
- 6 Gallon DSI/gas water heater
- 20,000 BTU Gas furnace
- *N'Tense* audio system (See Front)
- 12 volt demand water pump
- Safety equipment: Fire extinguisher, smoke/LP/CO detector
- 110V/12V power system
- 55 Amp converter with built-in battery charger
- Monitor panel with tank and battery indicators

Kitchen

- Microwave oven
- *Magic Chef* oven with 3 burner range and auto ignition
- 6 cubic foot double door refrigerator with freezer
- Range hood with 12 volt light and exhaust fan
- Extra large, double bowl sink with high-rise faucet
- Stove and sink covers

Bath

- *Aqua Magic* foot flush toilet
- ABS tub/shower surround
- Medicine cabinet with mirror
- Shower curtain
- 12 volt exhaust roof vent
- Skylight over tub

Optional Features

- 15,000 BTU air conditioning
- Exterior recessed flood lights
- Second *Happi-Jac* queen bed
- Fold-down wall-mounted booth dinette
- Door side bay windows with two chairs and table
- Rubber diamond plate floor in cargo area
- Fuel pump station with 30 gallon tank
- 4.0 Gas generator
- 15" LCD TV/DVD combo
- *Sirius* satellite receiver with 6 month service subscription
- *S.L.A.M.-N* Audio Upgrade Package
 - Upgraded interior speakers
 - 6" Marine-grade 200 watt subwoofer
 - 600 Watt "S.L.A.M.-N" amplifier
 - Exterior stereo remote control
- Canadian standards package
- Add-a-wall cargo divider (available all floorplans)
- Rear rollaway screen
- *Fantastic*® fan with rain sensor and wall switch
- Exterior barbecue grill
- Exterior Toy-Lok® security system -secures toys to trailer frame to prevent theft

Why A Thor Product Is Your Best RV Value:



Thor Industries, Inc., listed on the New York Stock Exchange, proudly traces its history back over seventy years to the pioneering days of the RV industry with the founding of Airstream, the industry's oldest and most renowned brand. Our total commitment to quality and our philosophy of putting our customers first has led to our continuous growth. Today, Thor is the largest builder of RVs. Thor's strong financial condition and years of solid growth are your assurance that we will be here to serve you for years to come. We think this extra peace of mind is important when you are making a significant investment. Because our customers are always #1 with us, we work harder than other manufacturers to satisfy you.

2164 Caragana Court • Goshen, IN 46526
Sales: 574-534-1224 • Fax: 574-975-0626
Parts & Service: 574-537-0700

www.ntense-rv.com

Your Local Dealer



*Axle weight, dry hitch weight and unloaded vehicle weight (UUVW) are base weights of units without options. Each unit includes a weight label which lists specific weight information for that unit. **Vehicle Loading** - Every effort has been made to provide the greatest number of options for the recreation vehicle owner. Along with these choices comes the responsibility to manage the loads that are imposed by the choices so that they remain within the manufacturer's specified chassis weight limits. Do not overload the recreation vehicle. **Net carrying capacity (NCC)** determined by subtracting unloaded vehicle weight (UUVW) from gross vehicle weight (GVWR) and includes fluids, options and cargo. Liquid capacities and weights are approximations only. **Warning:** This information is intended as a guide only. Weights of individual vehicles may vary. Consult your owner's manual for complete loading, weighing and towing instructions.

Product information, specifications, and photography in this brochure were as accurate as possible at time of printing. Photographs may contain some features that are optional on your vehicle. Since we continually strive to improve our products, actual products may differ. Prices and specifications are subject to change without notice. All capacities are approximate and dimensions are nominal. Some features shown are optional and may be different or unavailable in Canada. Vehicles are designed for recreational use only and not intended for use as a primary residence.

All product brand names used in this brochure are registered trademarks of Thor Industries, Inc. Unauthorized use of trademarks is prohibited by law.