



07 WIDE BODY TOY HAULERS



FUEL YOUR PASSION

# N'TENSE



Experience the *N'Tense* advantage of a 102" wide body designed for sandrails, ATV's, motorcycles and many other toys. With unique floorplans and large cargo areas up to 17', we are sure to have the model that meets your needs.

Industry-leading features and value set *N'Tense* apart from the pack. Our toy haulers feature a "beaver tail" angled floor at the cargo door for a better entry and exit angle, an E-track cargo tie-down system that adjusts to fit your needs, and a bottom-hinged 2500 lb. capacity cargo door with no cables to trip over! Plus, *N'Tense* features a 95" wide cargo door opening and an interior width of 97" that is 2-3" wider than most competitors!

*N'Tense* is standard with two easy-stow convert-a-sofa's with tables and a *Happi-Jac*® electric queen bed loft.

An optional easy-stow booth dinette and table package, or a bay window with two chairs and a table package (pictured right) can replace a convert-a-sofa.





All *N'Tense* galleys feature:


- Hardwood cabinet doors
- Large storage drawers with residential roller glide hardware
- Oversized range/oven with range cover
- Large residential microwave oven
- Central control panel accommodating generator, fuel pump and tank controls
- Large double-bowl sink with sink covers
- High-rise faucet

*Just to name a few!*

When a long day of fun is over, *N'Tense's* interior design and residential features will allow you to rest in luxury.



# THE N'TENSE ADVANTAGE



1 2 3



## You Won't Find a Better

## 15 Reasons Why You Does the Competition



4 5



6



7

1. 102" Wide body design, 97" wall to wall interior width
2. Beaver-tail rear entry floor for easy loading
3. Flat floor design - no wheel wells or fuel fill covers that take up storage space
4. Bottom-hinged cargo door with 2500 lb. capacity and anti-slip finish
5. 95" Wide cargo door opening - 2 inches wider than most competitors
6. 126 Gallon fresh water system (106 Gallon on N220)
7. Standard *Happi-Jac*® queen size electric bed loft
8. Dual fuel tanks - generator prep with 30 gallon tank is standard, fuel pump station with 2<sup>nd</sup> 30 gallon tank option
9. Two easy-stow convert-a-sofa beds with tables standard!
10. Central control panel - generator, fuel pump and tank controls
11. Kitchen pantry available (see individual floorplans)
12. Large bathrooms - deep tubs, 1-piece shower surround and skylight for added headroom
13. Standard aluminum wheels with radial tires and Ultra-lube hubs



er Toy Hauler. Period.

u Need An N'Tense-  
Offer These Features?

14. Optional S.L.A.M.-N N'Tense audio/video package:

- AM/FM/CD/DVD deck
- 600 Watt amp
- Sirius® radio-ready
- 200 Watt subwoofer
- MP3/Ipod® inputs
- Exterior remote
- 4 Theater-quality interior speakers
- Marine-grade exterior speakers

15. Fully adjustable E-track cargo tie-down system



8



9



10



15



13



14



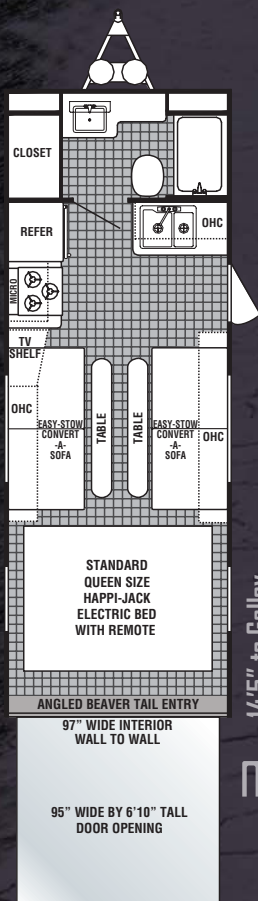
12



11

\*Some features may be optional

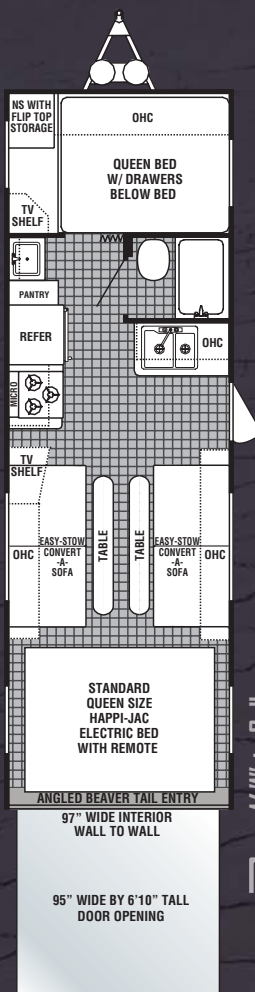
# FLOORPLANS



14' 5" to Galley

17' 2" to Sink

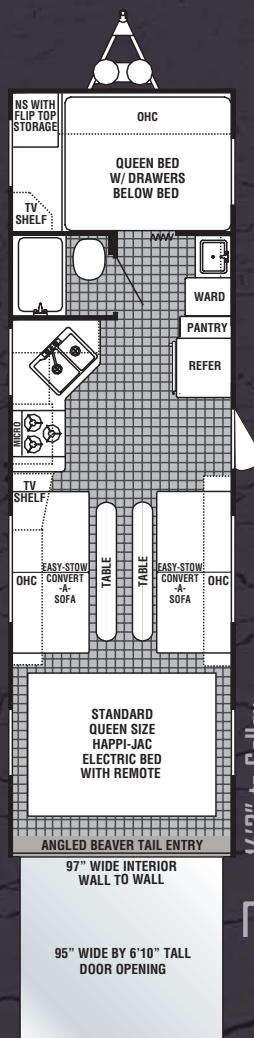
**N220**



14' 1" to Galley

16' to Sink

**N240**



14' 3" to Galley

17' 2" to Refrigerator

**N260**

## N220

Cargo Area Length to Galley	14' 5"
Cargo Area Length to Sink	17' 2"
Interior Width	8' 1"
Exterior Width	102"
Exterior Height	11' 8"
Exterior Length	26' 4"
Hitch Dry Weight	812
Unloaded Vehicle Weight	6031
Cargo Capacity	5148
Fresh Water Capacity (gal)	106
Grey Water Capacity	42
Black Water Capacity	37
Furnace Size (BTU's)	20000
Tire Size: ST225/ 75R15(D)	

## N240

Cargo Area Length to Galley	14' 1"
Cargo Area Length to Sink	16'
Interior Width	8' 1"
Exterior Width	102"
Exterior Height	11' 6"
Exterior Length	29' 7"
Hitch Dry Weight	1078
Unloaded Vehicle Weight	6842
Cargo Capacity	4334
Fresh Water Capacity (gal)	126
Grey Water Capacity	42
Black Water Capacity	42
Furnace Size (BTU's)	20000
Tire Size: ST225/ 75R15(D)	

## N260

Cargo Area Length to Galley	14' 3"
Cargo Area Length to Sink	17' 2"
Interior Width	8' 1"
Exterior Width	102"
Exterior Height	11' 6"
Exterior Length	32'
Hitch Dry Weight	1268
Unloaded Vehicle Weight	7252
Cargo Capacity	3924
Fresh Water Capacity (gal)	126
Grey Water Capacity	42
Black Water Capacity	42
Furnace Size (BTU's)	20000
Tire Size: ST225/ 75R15(D)	

**Vehicle loading** - Every effort has been made to provide the greatest number of options for the recreational vehicle owner. Along with these choices comes the responsibility to manage the loads that are imposed by the choices that they remain within the manufacturer's specified chassis weight limits. Do not overload the recreational vehicle. Exterior height includes air conditioner. Some optional equipment not included. Net carrying capacity (NCC) is determined by subtracting unloaded vehicle weight (UVW) from gross vehicle weight (GVWR) and includes fluids, options and cargo. Liquid capacities and weights are approximations only. **Warning** - This information is intended as a guide only. Weights of individual vehicles may vary. Consult your owner's manual for complete loading, weighing and towing instructions. \*UVW and Hitch Dry Weight are base weights of units without options. Each unit includes a weight label which lists specific weight information for that unit.

## More Standard Features - N'Tense

1. Roof ladder
2. Diamond plate rock guard on 3 sides
3. Black tank flush
4. Ram Air vent
5. Key-locking, easy latch rear cargo door



5

# STANDARD & OPTIONAL FEATURES

## Exterior & Construction

- 102" Wide body design
- Ultra-lube hubs with grease zerk
- Aluminum Rims
- 106 Gallon fresh water capacity (N220)
- 126 Gallon fresh water capacity (N240 and N260)
- Full walk-on roof
- Black tank flush system
- Exterior hot & cold water system
- Dark-tint safety glass windows
- Premium diamond plate 3-side protective rock guard
- Dual 30 lb. LP bottles
- Front-mounted roof access ladder
- 4 Corner stabilizer jacks
- Detachable 30 amp power cord
- Color-coordinated patio awning
- 15" Radial tires
- 3" thick fully framed/insulated floor with 5/8" marine grade tongue and groove plywood deck
- Triple entry step
- Radius corner exterior "Storage Plus" compartments (where possible)
- 1 piece seamless EPDM rubber roof (12 year rubber warranty)
- Hitch light
- Road-side convenience light
- Exterior storage light (most models)

## Cargo Area

- E-track cargo tie-down system - adjustable to fit your needs
- *Ram Air* ventilation system
- Bottom-hinged, spring assist cargo door with 2500 lb. rating
- Key-locking rear door latch system
- Beaver-tail design for easier loading and unloading
- Queen sized *Happi-Jac*® electric bed
- Power roof vent in cargo area
- Anti-slip door surface finish

## Interior Features

- Dual convert-a-bed sofa's with tables
- Mini-blinds throughout
- Premium linoleum
- Hardwood cabinet doors
- Storage drawers with metal guides
- Coat/Gear hooks

## Appliances & Electrical

- Satellite prep
- Generator prep with 30 gal. fuel tank
- Rear lights above ramp door with cargo area switch
- Dual battery rack
- Patio light
- 13.5 BTU air conditioning
- TV antenna with power booster

- Exterior door side TV hook-up
- 6 Gallon DSI/gas water heater
- 20,000 BTU Gas furnace
- *N'Tense* Entertainment System
  - AM/FM/CD stereo
  - *Sirius*® satellite radio-ready
  - Auxiliary input for MP3/*Ipod*®
  - 4 Interior theater speakers
  - Exterior marine-grade speakers
- 12 Volt demand water pump
- Safety equipment: Fire extinguisher, smoke/LP/CO detector
- 110V/12V power system
- 55 Amp converter with built-in battery charger
- Monitor panel with tank and battery indicators

## Kitchen

- Microwave oven
- *Magic Chef* oven with 3 burner range and auto ignition
- 6 Cubic foot double door refrigerator with freezer
- Range hood with 12 volt light and exhaust fan
- Extra large, double bowl sink with high-rise faucet
- Stove and sink covers

## Bath

- *Aqua Magic* foot flush toilet
- ABS tub/shower surround
- Medicine cabinet with mirror
- Shower curtain
- 12 volt exhaust roof vent
- Skylight over tub

## Optional Features

- 15,000 BTU air conditioning
- Exterior recessed flood lights
- Second *Happi-Jac*® queen bed
- Lower *Happi-Jac*® convert-a-bed sofa
- Fold-down wall-mounted booth dinette
- Door side bay window with two chairs and table
- Fuel pump station with 30 gallon fuel tank
- 4.0 Gas generator
- 15" LCD TV/DVD combo
- *Sirius*® satellite receiver with 6 month service subscription
- S.L.A.M.-N Audio Upgrade Package
  - Additional 35 amp convertor
  - Upgraded interior speakers
  - 6" Marine-grade 200 watt subwoofer
  - 600 Watt "S.L.A.M.-N" amplifier
  - Exterior stereo remote control
- Rear rollaway screen
- *Fantastic*® fan with rain sensor and wall switch
- Exterior *Toy-Lok*® security system secures toys to trailer frame to prevent theft
- Spare tire
- Removable carpet with *Soft-Bac*® backing
- Power front landing jacks

## Decor Choices



Rick Rack



Red



Mahogany



Blue

# THE N'TENSE ADVANTAGE

## Feature For Feature, Spec For Spec N'Tense is Your Best Toy Hauler Choice

Compare N'Tense's Features to the competition before you buy.  
Why settle for less - choose N'Tense

### N'Tense Advantage

What does the competition offer?

**102" Wide body with 97" interior width** - provides more storage than 8' wide competitors

**95" Wide rear cargo door** - with anti-slip finish and key-locking rear door latch system (2500 lb capacity)

**Adjustable E-track cargo tie-down system** - Competitors' "D" rings limit storage options

**Flat cargo area floor** - all wheel wells & fuel fill are below the floor - adds space & prevents damage to RV and toys

**Dual convert-a-sofa beds with removable tables standard** - usually an expensive upgrade with competitors

**Standard electric Happi-Jac® queen size bed loft** - typically a costly upgrade with the competition

**Ram Air® ventilation system** - many competitors only use a cargo door with a screen

**Dark-tint safety glass windows** - keep your toy hauler cool on those long hot days

### N'Tense Advantage

What does the competition offer?

**126 Gallon fresh water system** - large tanks are a necessity for dry camping (106 gallon on N220)

**15" Radial tires with aluminum rims and ultra-lube hubs** - don't settle for smaller bias-ply tires

**Extended cargo areas for maximum space for toys** - up to 17' long - perfect for sand rails, ATV's and other toys

**Detachable 30 amp power cord** - more convenient and saves space allowing for more storage

**Protective diamond plate rock guard on 3 sides** - compare to thinner, flat metal used by many competitors

**Road-side convenience center** - black tank flush system, exterior hot & cold wash station and light

**Dual fuel tank system** - Std. generator prep with 30 gallon tank; optional fuel pump station with separate 30 gallon tank

**27 Years of RV manufacturing experience** - warranty backed by Thor Industries - America's #1 RV manufacturer



N'Tense is proud to support the ACTION program. Help us protect our right to access public lands by visiting [www.actionprogram.info](http://www.actionprogram.info)

A division of Dutchmen Manufacturing, Inc.  
2164 Caragana Court • Goshen, IN 46526  
Sales: 574-534-1224 • Fax: 574-975-0626  
Parts, Service & Warranty: 574-537-0700

[www.Ntense-rv.com](http://www.Ntense-rv.com)

Your Local Dealer



Go RVing.



Product information, specifications, and photography in this brochure were as accurate as possible at time of printing. Photographs may contain some features that are optional on your vehicle. Since we continually strive to improve our products, actual products may differ. Prices and specifications are subject to change without notice. All capacities are approximate and dimensions are nominal. Some features or options may be different or unavailable in Canada. Vehicles are designed for recreational use only and not intended for use as a primary residence. All product brand names used in this brochure are registered trademarks of Thor Industries Inc. Unauthorized use of trademarks is prohibited by law.

©2007 Thor Industries, Inc.

rev1NT2/07