

# Berkshire

BY FOREST RIVER MOTOR HOMES DIESEL DIVISION



UNCOMPROMISED LUXURY.







## 400BH ONYX INTERIOR. EXOTIC CHERRY CABINETS. COCKPIT. KITCHEN. LIVING AREA.

The elegant feel of the Berkshire is achieved by mixing rich wood tones with elegant finishes, such as real porcelain tile flooring and LG HI-MACS countertops. With interior decor options professionally coordinated by our designers you are sure to find something that will please you. The cockpit is the epitome of form and function and adjusts easily for true traveling comfort.





WELCOME ABOARD.







## 400BH ONYX INTERIOR. EXOTIC CHERRY CABINETS. KITCHEN. LIVING AREA.

You will feel right at home in the 400BH, the thoughtfully designed kitchen flows effortlessly into the living area and has all the amenities of home including plenty of storage. The 40 inch LED HD TV that is viewable from many angles invites you right into the action from the comfort of the expansive Comfortfit couch by Villa.







SIT BACK AND RELAX.





## **400BH** ONYX INTERIOR. EXOTIC CHERRY CABINETS. BUNK ROOM. BATH AREA.

Friends and family will be delighted when they realize they have an area to themselves. Whether they are watching a DVD or playing their favorite game they will do so in complete comfort. The innovative design allows the top bunk to fold up and out of the way to create a spacious hanging closet. Don't need the bunks? We now offer a split closet option.





## PEOPLE WILL TALK.

You will be the talk of the town with any of our 5 exterior full body paint schemes. Professionally designed with great precision they compliment the interior of the Berkshire. Enhanced with Sikkens 4x clearcoat it's not just made to look good, it's also made to last.





## 400QL TOPAZ INTERIOR. EXOTIC CHERRY CABINETS. KITCHEN. LIVING AREA. BEDROOM. BATH

The 400QL like all Berkshire floorplans surrounds you in elegant living while you are on the road. Fireplaces, TV's and stainless steel appliances give you a truly residential feel, you might even forget you are on the road. Time to turn in, our spacious bedrooms are a private oasis with abundant storage and it's own LED/HD TV.







REST ASSURED.





# EXTERIOR COLOR OPTIONS.



WINDSOR PARK



LONDON MIST



ENGLISH BURGUNDY



CASTLE GRAY





## FEATURES.

1. Optional fireplace 2. Easily accessed electrical fuses with Berkshire's no fuss schematic. 3. Optional exterior entertainment center in sidewall. 4. Generator slide tray 5. Standard cafe compartment doors with pass-thru storage and optional slide-out storage tray. 6. Berkshire's water manifold system with whole unit filter and exterior shower.



# STANDARDS / OPTIONS AND DECORS.

## **FREIGHTLINER XC RAISED RAIL CHASSIS: ENGINE STANDARDS**

- ∞ Cummins ISB turbo diesel 6.7 liter 340 HP  
@ 2800 RPM, 660 ft. lbs. torque at 1600 RPM
- ∞ Allison 2500MH 6-speed automatic transmission
- ∞ Electric push button shift
- ∞ Transynd transmission fluid
- ∞ 10,000 lb. receiver hitch

## **CHASSIS OPTIONS**

- ∞ Cummins ISB-XT turbo diesel 6.7 liter, 360 HP  
@ 2600 RPM, 800 ft. lbs. torque @ 1800 RPM
- ∞ Allison 3000MH 6-speed transmission
- ∞ 10,000 lb. receiver hitch

## **OTHER CHASSIS STANDARDS**

- ∞ 100 gallon, dual fill fuel tank
- ∞ Day time running lights
- ∞ 7-Pin tow power connector
- ∞ 18.7 CFM air compressor
- ∞ Farr Eco-air cleaner
- ∞ Air filter restriction indicator
- ∞ Fuel/water separator
- ∞ Heated air dryer
- ∞ Automatic, heated moisture ejectors
- ∞ Power steering
- ∞ Washer/wiper w/ intermittent function
- ∞ 160 amp alternator
- ∞ (2) 950 CCA @ 0° F, maintenance free batteries

## **BRAKES**

- ∞ Full air w/ auto slack adjuster
- ∞ ABS
- ∞ Exhaust brake
- ∞ Telescopic/tilt steering wheel

## **SUSPENSION**

- ∞ Neway air suspension front & rear
- ∞ Sachs custom tuned shock absorbers
- ∞ Heavy duty stabilizer bar
- ∞ 55 degree wheel cut
- ∞ I-beam suspension w/ bell crank
- ∞ Air suspension deflation system

## **COOLING SYSTEM**

- ∞ Cross flow, rear mounted radiator
- ∞ Transmission oil cooler
- ∞ 5 year/100,000 mile coolant (some maintenance required)

## **STEERING WHEEL**

- ∞ 4-Spoke VIP black steering wheel
- ∞ Electronic cruise control w/ high idle
- ∞ Telescopic/tilt steering wheel

## **STRUCTURAL STANDARDS**

- ∞ Steel basement construction
- ∞ Automotive & foam seal undercoating
- ∞ Vacuum bonded floor
- ∞ Tubular aluminum frame
- ∞ 1/2" structure wood flooring
- ∞ 2 lb. density, block foam polystyrene insulation
- ∞ Vacuum bonded sidewalls
- ∞ Gel-coated fiberglass skin
- ∞ Crowned & layered vacuum bonded roof
- ∞ Fiberglass roof
- ∞ Channeled drains for AC's
- ∞ Steel firewall with 2 lb. density, block foam polystyrene insulation
- ∞ Tubular steel front bulkhead
- ∞ Fiberglass front and rear caps
- ∞ 84" interior ceiling height

## **EXTERIOR STANDARDS**

- ∞ Full body painted exterior (Sikkens® 4x clear coat)
- ∞ Diamond Shield front mask protective film
- ∞ Hehr® frameless dual pane, dark tint windows (including (2) exit windows)
- ∞ Side-hinged "gate style" exterior compartment doors w/ full pass through storage
- ∞ Power stepwell cover
- ∞ (4) Point fully automatic Equalizer® hydraulic leveling system w/ auto dump
- ∞ 1200 Watt inverter/converter
- ∞ (4) Six volt house batteries
- ∞ (2) Master electric shut off switches
- ∞ Individual zoned manifold water supply system

- ∞ Variable speed constant pressure water pump
- ∞ All coach water filtration system (FO)
- ∞ 13,500 BTU low profile front roof A/C w/ heat pump
- ∞ (2) 20,000 BTU furnaces
- ∞ Tankless water heater w/ continuous flow
- ∞ 24.5 gallon propane tank
- ∞ Black water tank flush system
- ∞ Power entrance step
- ∞ Patio light
- ∞ Lighted entry assist handle
- ∞ Shower skylight
- ∞ Heated pads for all water & holding tanks
- ∞ Full length mud flap w/ chrome trim
- ∞ (2) Piece rear ladder
- ∞ 8.0 Onan diesel generator w/ full slide tray
- ∞ Auxiliary LP hook-up (passenger side)
- ∞ Auxiliary air chuck (front firewall)

## **EXTERIOR OPTIONS**

- ∞ Slide out storage tray
- ∞ Exterior entertainment center in sidewall

## **DRIVER/PASSENGER AREA STANDARDS**

- ∞ One piece windshield w/ power sun & blackout shades
- ∞ Dash radio w/ integrated back-up and color side camera package
- ∞ Wrap around cockpit w/ (9) gauge instrument cluster
- ∞ LCD engine message center
- ∞ 6-Way power driver seat w/ 360 degree swivel & recliner
- ∞ Power footrest on passenger seat
- ∞ Passenger seat w/ 360 degree swivel & recliner
- ∞ Passenger side laptop console
- ∞ Lighted step well
- ∞ AM/FM/CD player w/ time display
- ∞ Sirius satellite radio capable
- ∞ (2) Stereo speakers throughout coach
- ∞ Satellite TV prep
- ∞ (2) Defroster fans w/ high & low settings
- ∞ Remote generator start switch (on dash)
- ∞ Auxiliary start switch



- ∞ Driver/passenger cup holders
- ∞ Automotive dash AC/heater w/ deluxe controls
- ∞ Electronic battery disconnect switch

#### DRIVER/PASSENGER AREA OPTIONS

- ∞ 32" LED TV in cockpit overhead
- ∞ GPS with mp3 and Bluetooth

#### LIVING/DINING/GALLEY STANDARDS

- ∞ LED lighting package
- ∞ 39" LED color TV
- ∞ High def (CAT6) distribution control box for entertainment electronics
- ∞ Sound bar w/ bass woofer & mid range tweeter
- ∞ (3) Interior décor choices
- ∞ Dream booth dinette w/ storage underneath
- ∞ "Soft Touch" hide-a-bed sofa
- ∞ "Soft Touch" love seat (400BH only)
- ∞ Contoured overhead cabinets in slide out rooms
- ∞ Carpeted living room & dining area slide rooms
- ∞ 18" polished tile w/ inserts forward of the bedroom
- ∞ "Soft Touch" padded ceiling
- ∞ Fantastic Fan in galley area
- ∞ MCD® roller style sun & blackout shades
- ∞ LG® HI-MACS solid surface counter tops w/ flush mount stainless sink & stove covers
- ∞ Twin sink basins w/ covers
- ∞ Full extension metal drawer guides w/ ball bearings throughout
- ∞ Single lever faucet w/ pull-out sprayer
- ∞ 30" Convection/microwave oven
- ∞ 12 cubic foot, side-by-side, refrigerator w/ ice maker
- ∞ Sealed 3-burner recessed cook top
- ∞ Galley storage compartment for range & sink covers
- ∞ Residential hardwoods by Native Hardwoods throughout

#### LIVING/DINING/GALLEY OPTIONS

- ∞ Residential refrigerator w/ 2000 watt inverter
- ∞ Free standing dinette w/ hutch & 4 chairs (400BH only)
- ∞ Electric fireplace (N/A 400RB)

#### BATHROOM AREA STANDARDS

- ∞ Extra large lavatory bowl sink
- ∞ Double lever lavatory faucets
- ∞ One piece fiberglass shower w/ glass door
- ∞ Porcelain china toilet
- ∞ Mirrored medicine cabinets
- ∞ Towel bars
- ∞ Fan in bathroom & lavatory area

#### BEDROOM AREA STANDARDS

- ∞ 60" x 80" island queen bed w/ bedspread & decorative pillows (400BH)
- ∞ 72" x 80" king bed w/ bedspread & decorative pillows (400QL and 400RB)
- ∞ Bedside wardrobe w/ shoe rack
- ∞ Dresser drawers & wardrobe type cabinets
- ∞ (2) Flip down LCD monitors w/ DVD & AV input & (2) wireless headphones (400 bunks only)
- ∞ Overhead cabinets
- ∞ 32" LED TV
- ∞ LED lighting package w/dimmer controls
- ∞ Individual reading lights
- ∞ Stackable washer/dryer prep
- ∞ Carpet w/ padding
- ∞ Night stands
- ∞ Serta mattress
- ∞ Egress window

#### BEDROOM/BATHROOM OPTIONS

- ∞ Stackable washer/dryer
- ∞ Optional closet (400BH)

#### SAFETY STANDARDS

- ∞ 110 GFI protected circuits
- ∞ Carbon monoxide detector
- ∞ LP gas detector
- ∞ Smoke alarm
- ∞ Surface mounted fire extinguisher

#### TOPAZ DECOR

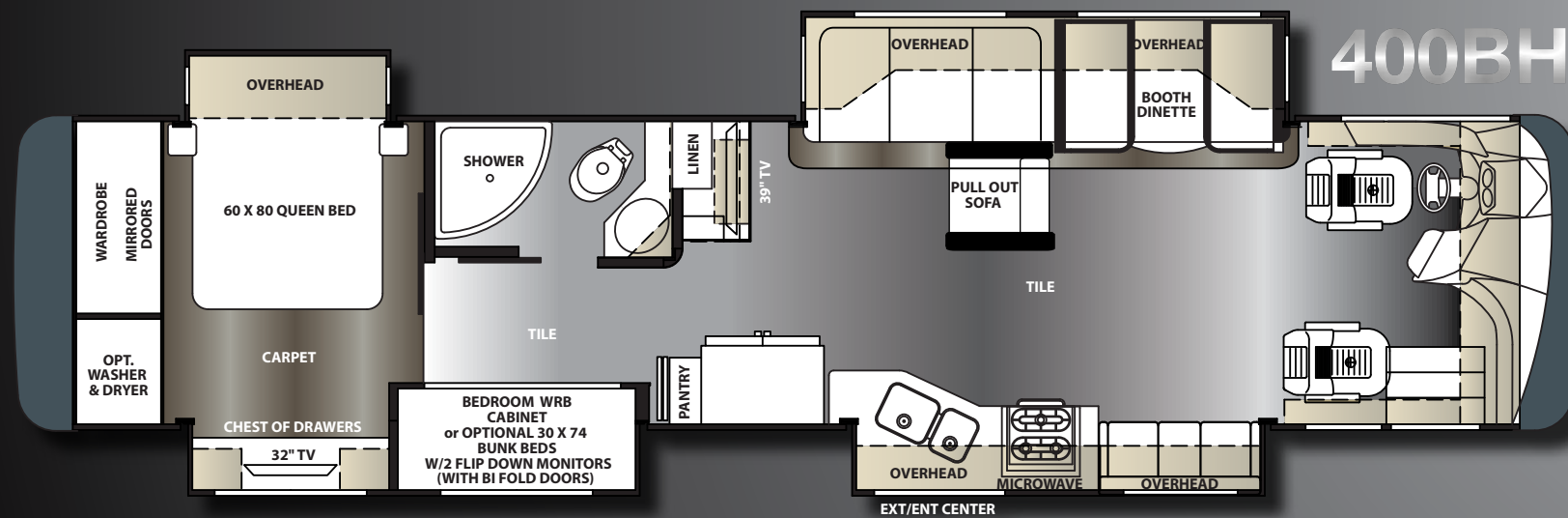
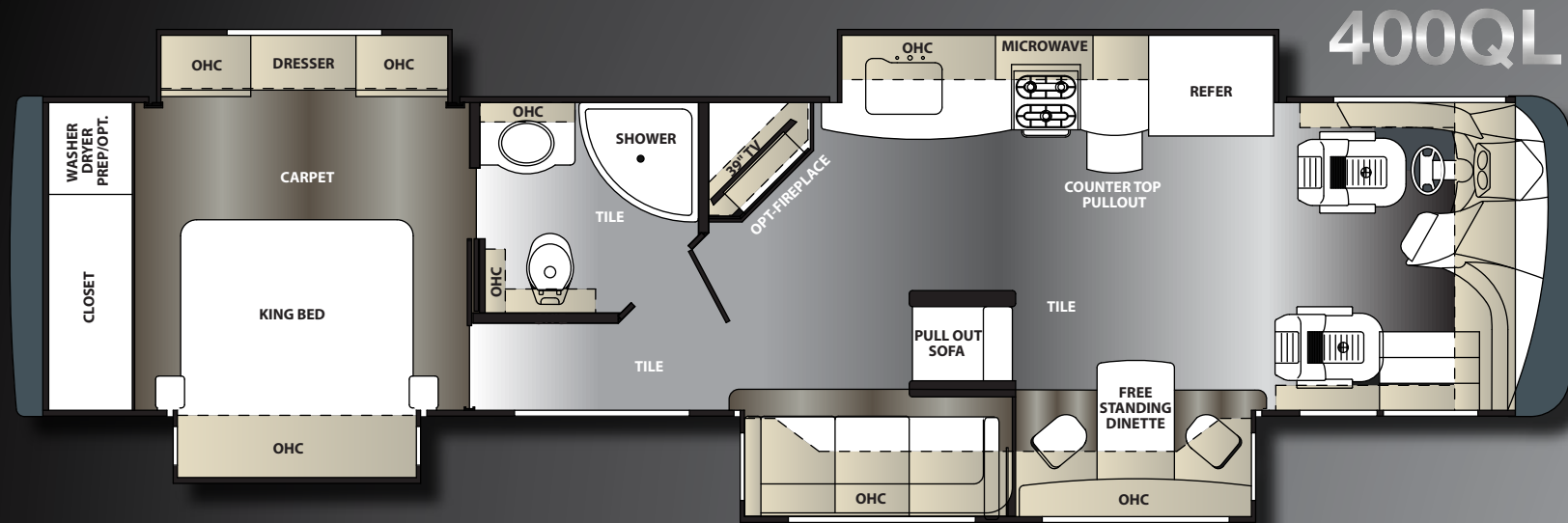
#### SAPPHIRE DECOR

#### ONYX DECOR

#### EXOTIC CHERRY HARDWOOD

#### BROOKSIDE COGNAC HARDWOOD

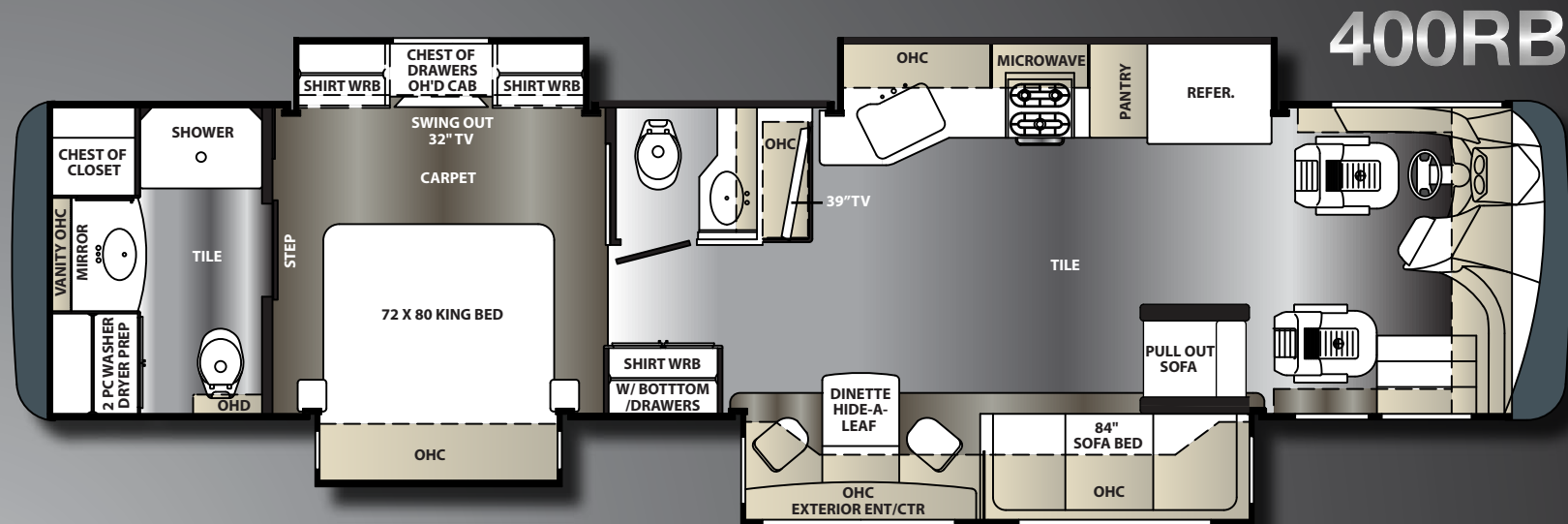




*Berkshire*  
BY FOREST RIVER MOTOR HOMES DIESEL DIVISION

CHOOSE A FLOORPLAN.





| MODEL                                  | 400QL    | 400BH    | 400RB    |
|--|----------|----------|----------|
| *APPROX. OVERALL LENGTH                | 40' 7"   | 40' 7"   | 40' 7"   |
| OVERALL WIDTH                          | 100"     | 100"     | 100"     |
| APPROX. HEIGHT                         | 12' 4"   | 12' 4"   | 12' 4"   |
| INTERIOR WIDTH                         | 95.5"    | 95.5"    | 95.5"    |
| INTERIOR HEIGHT                        | 84"      | 84"      | 84"      |
| GREY TANK (GAL)                        | 60       | 60       | 60       |
| BLACK TANK (GAL)                       | 44       | 44       | 44       |
| FRESH WATER TANK (GAL)                 | 86       | 86       | 86       |
| LP (GAL)                               | 24.5     | 24.5     | 24.5     |
| FURNACE OUTPUT (BTU)                   | 40,000   | 40,000   | 40,000   |
| CONTINUOUS HOT WATER                   | Tankless | Tankless | Tankless |
| APPROX. EXT BASEMENT STORAGE (CU. FT.) | 183      | 183      | 183      |
| WHEELBASE                              | 266"     | 266"     | 266"     |

\*Approximate Overall Length Shown W/O Rear Ladder. Add 6" with Rear Ladder

| STANDARD PACKAGE (ALL MODELS)<br>CUMMINS ENGINE: ISB 340HP |                            | OPTIONAL PACKAGE (ALL MODELS)<br>CUMMINS ENGINE: ISB - XT 360HP |
|--|----------------------------|---|
| TORQUE (FT./LB.)   | 700                        | 800   |
| TRANSMISSION   | Allison 2500MH             | Allison 3000MH  |
| HITCH RATING (LBS.)  | 5,000                      | 10,000  |
| WHEELS   | Stainless Steel Simulators | Aluminum  |
| FRONT GAWR (LBS.)  | 12,000                     | 12,000  |
| REAR GAWR (LBS.)   | 17,500                     | 19,000  |
| GVWR (LBS.)  | 29,500                     | 31,000  |
| GCWR (LBS.)  | 33,000                     | 41,000  |
| FUEL TANK (GAL)  | 100                        | 100   |
| DEF TANK (GAL)   | 13                         | 13  |
| TIRES  | 275/80R22.5                | 275/80R22.5   |

Select the engine package that best suits your needs.



# Berkshire

BY FOREST RIVER MOTOR HOMES DIESEL DIVISION

Named after its parent company, the Berkshire Class A motorhome is the flagship of our fleet. Only the finest appointments and attention to detail go into building it. With this in mind, the Berkshire lives up to it's name in both quality and value. Forest River is proud to be part of the Berkshire Hathaway family.



Forest River, Inc. encourages our customers to purchase their Forest River products from a local dealership whenever possible for the following reasons:

It is the goal of Forest River, Inc. that all of our RV owners fully enjoy the RV experience and that customer satisfaction meets or exceeds their expectations!

- 1) Forest River, Inc. dealers are independently owned and operated businesses so priority service and scheduling is at their discretion and is often provided to customers that purchased their unit at that dealership.
- 2) Purchasing locally allows customers to establish meaningful relationships with a dealer, enhancing the RV experience through assistance with product questions, user tips or RV regulations for your state or country, and much more!
- 3) Canadian customers must meet requirements to bring an RV purchased out of the country to their home. These requirements may involve additional inspections and certifications, taxes and fees. Your local Canadian Dealer is a professional at meeting these requirements.
- 4) Scheduling timely warranty repairs and adjustments through a local dealership provides far greater flexibility and convenience to you, the customer!



## PRE-DELIVERY INSPECTION FACILITY

20,000 square feet of quality assurance. The bare essentials for a premium product. This state-of-the-art facility gives immediate daily feedback to production for quality assurance in every unit built.



### Learn More

Scan this barcode using a QR Reader on your smart phone to learn more about Forest River.



A Berkshire Hathaway company.

Forest River, Inc. - Diesel Motorized Division  
1800 West Hively Avenue, Elkhart, IN 46515  
(574) 522-3693 [www.forestriverinc.com/berkshire](http://www.forestriverinc.com/berkshire)

All specifications contained herein are based on the latest product information at time of printing. Forest River reserves the right to make changes in colors, materials, equipment and specifications at any time without notice and assumes no responsibility for any errors in this brochure. The pictures in this brochure may show props and optional equipment. PLD918

© 2014 - Berkshire - a division of Forest River Inc.  
A Berkshire Hathaway company

YOUR BERKSHIRE DEALER