

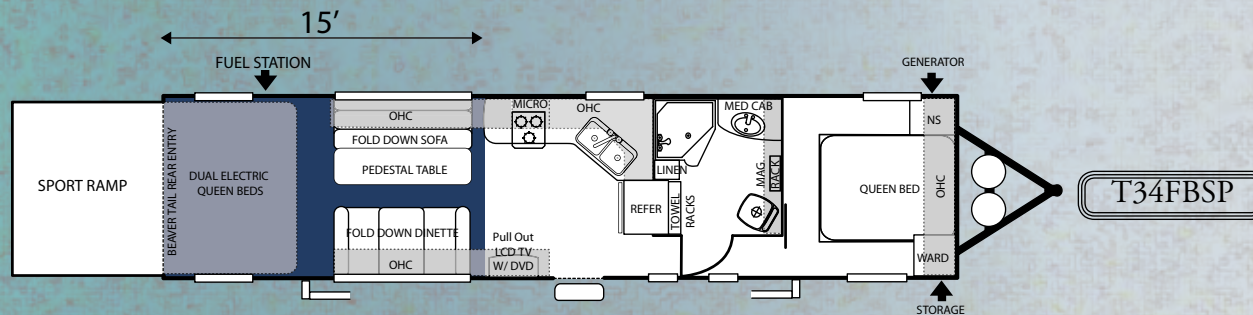
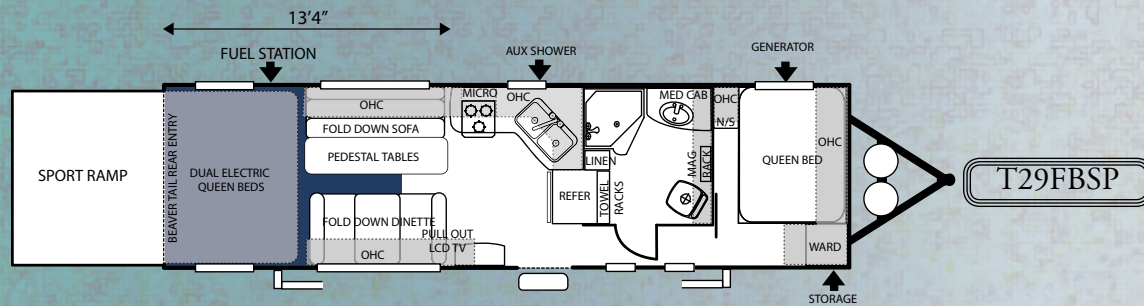
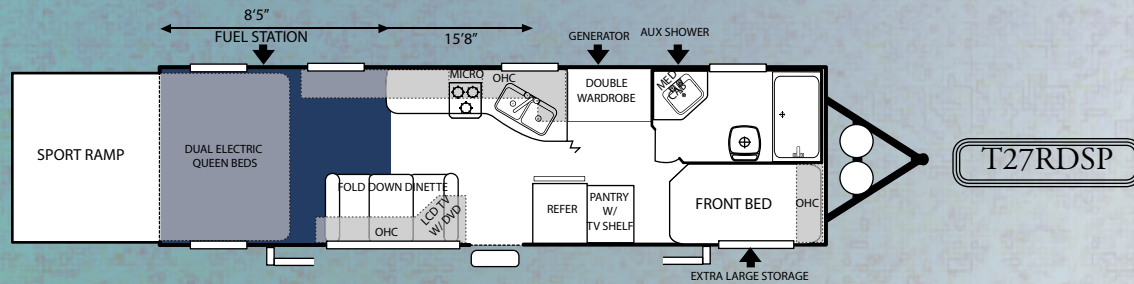
Get Dirty in a...



SANDSTORM





TRAVEL TRAILERS



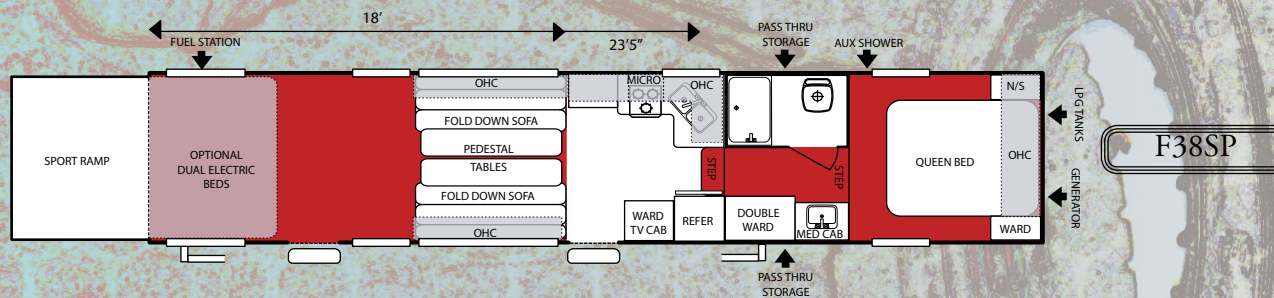
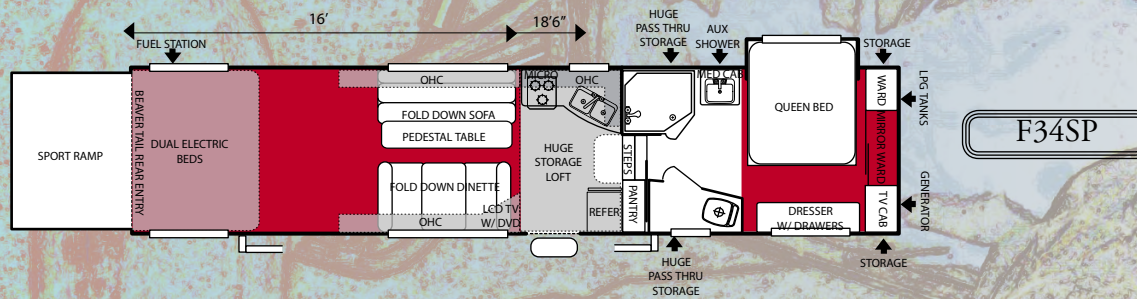
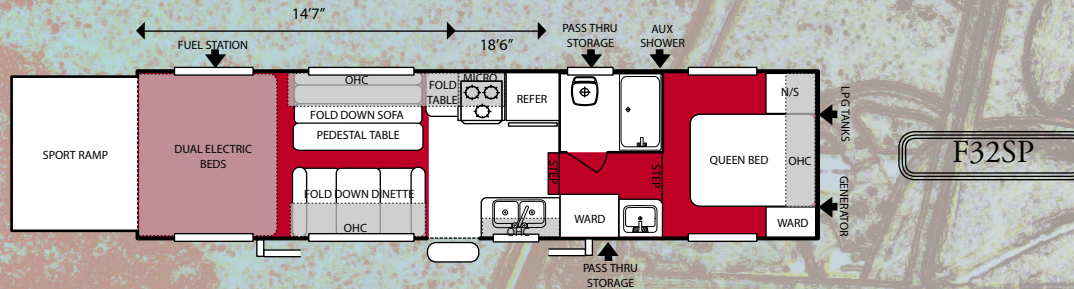
MODEL	HITCH WEIGHT	DRY WEIGHT	GVWR	NET CARGO CAP.	# OF AXLES	BOX LENGTH	EXT WIDTH	FRESH WATER	GREY TANK	BLACK TANK
T27RDSP	1,040	7,860	12,500	4,280	2	28'1"	102"	130gal	40gal	35gal
T29FBSP	1,092	8,676	13,500	4,182	3	30'4"	102"	130gal	40gal	40gal
T34FBSP	1,139	9,360	14,000	4,827	3	34'4"	102"	130gal	40gal	40gal


*Weight of water, LPG, popular options (including generator w/ fuel station) have been deducted from the Net Cargo Capacity of aluminum sided units. Weights and capacities are approximate and the addition of optional equipment including fiberglass will increase the weight. Add 3 ft to the box length to Travel Trailer Tongue.



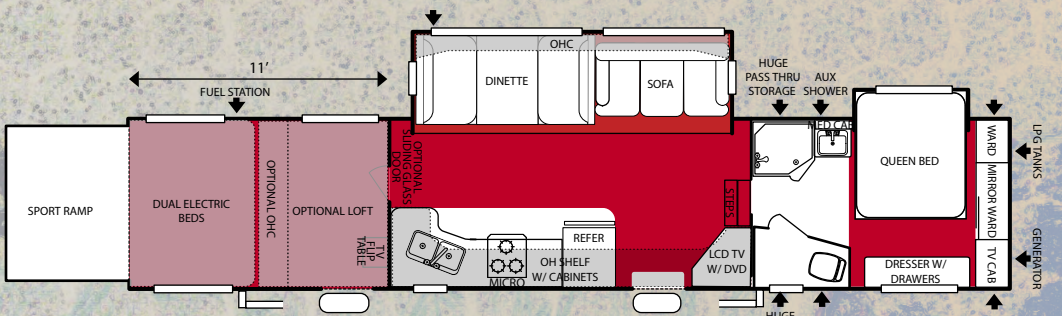
1. The Optional Hi-Gloss Gel Coat Composite Fiberglass Siding and Molded Front Cap keeps your rig looking sharp.
2. 4 Point Stabilizer Jack System keeps things from rocking and rolling when you're "Rockin' and Rollin".
3. The Central Vacuum system, with a 32' hose, makes short work of dirt and sand.
4. Polished Aluminum Wheels look bangin' on all floorplans and includes a matching spare.
5. Our hassle free Electric Awning extends with the push of a button, and with over 6' of clearance your forehead will thank you.
6. The optional ToyLok has an 18' Galvanized Steel Polymer Coated Security Cable and is welded to the chassis for optimal security.
7. Deluxe Swivel Rockers with pedestal table are available on most floorplans.
8. The Optional Rear Rollover Sofa with Pedestal Table adds another level of flexibility to your living area.

FIFTH WHEELS

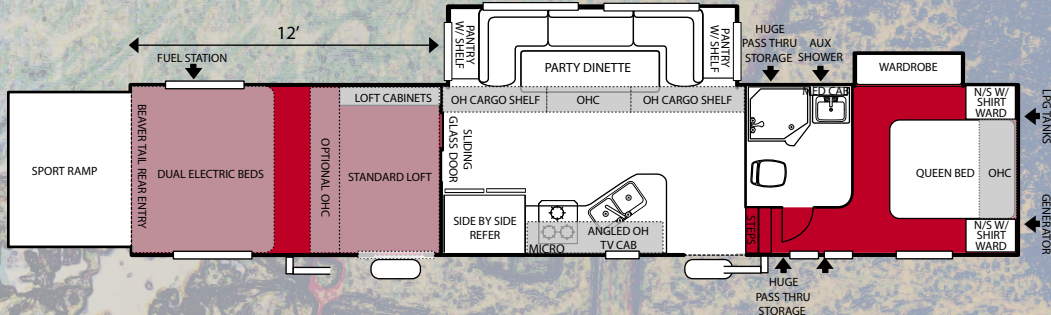




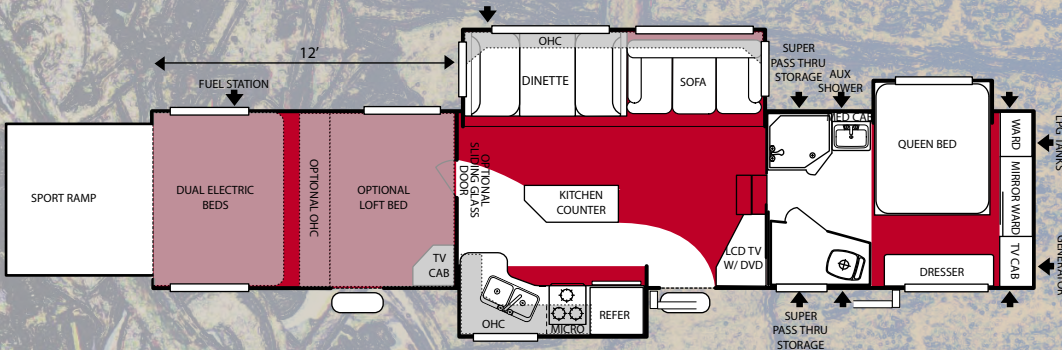
- 1 The Optional Polystone molded counter tops include extra deep sinks and a residential faucet with pull out sprayer.
- 2 Each LCD TV comes on a swivel mount to get the ideal viewing angle. (per fp)
- 3 A DVD Player is built into every TV.
- 4 A side mounted retractable ladder is an easy way to access the full length walk on roof decking for maintenance or for fun.
- 5 We offer the 5.5 kw Onan Gold Series Generator (IPO 4.0) for maximum power needs.
- 6 Dual 30lb propane tanks allows for those extended stays.



F38SPDS



F39SASP



F40SPTS

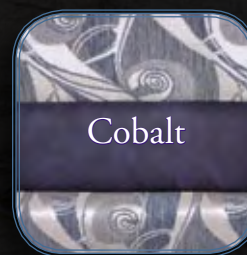
MODEL	HITCH WEIGHT	DRY WEIGHT	GVWR	NET CARGO CAP.	# OF AXLES	BOX LENGTH	EXT WIDTH	FRESH WATER	GREY TANK	BLACK TANK
F32SP	2,000	8,185	14,000	4,922	2	32'	102"	130gal	40gal	40gal
F34SP	2,487	10,320	15,000	3,747	3	34'2"	102"	130gal	35gal	40gal
F38SP	2,125	9,700	15,000	5,357	3	37'6"	102"	130gal	40gal	40gal
F38SPDS	2,941	12,178	18,000	3,879	3	38'5"	102"	150gal	75gal	40gal
F39SASP	TBA	TBA	TBA	TBA	3	TBA	102"	150gal	TBA	40gal
F40SPTS	2,800	12,650	18,000	3,502	3	39'6"	102"	150gal	75gal	40gal

*Weight of water, LPG, popular options (including generator w/ fuel station) have been deducted from the Net Cargo Capacity of aluminum sided units. Weights and capacities are approximate and the addition of optional equipment including fiberglass will increase the weight.



- 1 The Standard Add-A-Wall keeps out unwanted visitors, and it's good on sand too.
- 2 The Optional Searchlight with remote will help you get home in the darkest of times.
- 3 There's a time for dirt, and there's a time to make it go away. Use our Standard Outside Shower for the latter.
- 4 Easy and convenient, the Standard Black Tank Flush System makes easy work of a dirty job.
- 5 Huge Pass Through Storage on most fifthwheels, think of all the things that will fit in there...
- 6 The Nappanne Cargo Ramp Door uses chassis mounted hidden springs, posi-lock easy opening latches, and features built in key locks. It's good looking, lightweight, and tough as well.
- 7 We've stretched every unit to 102" wide for those big boy toys.
- 8 Our Optional Pro Audio sound system is available in two distinct levels; behaved, and not so behaved.
- 9 The Custom Sandstorm Control Panel puts everything at your fingers including a fuel pump start switch with auto shutoff.

Decors



Standards & Options

Living Spaces, Bedroom, Bathroom and Kitchen

STANDARD FEATURES

- Designer Wall Border
- Double Basin Sink
- Dual Electric Queen Beds
- Ducted Air Conditioner
- Floor Mounted Pedestal Tables
- Foot Flush Toilet
- Knife Rack
- Large Glass Neo Angle Shower (per fp)
- Mini Blinds
- Picture Window w/ Fold Up Dinette (per fp)
- Plush Bedspread w/ Pillows
- Raised Panel Mortis & Tenon Cabinet Doors
- Sink Lids
- Skylight Over Shower/Tub
- Solid Wood Drawers w/ Metal Roller Guides
- Stove Cover

OPTIONAL UPGRADES

- Bi-Fold Shower Door (per fp)
- Central Vacuum Cleaner
- Create-A-Breeze Exhaust Fan
- Day Night Window Shades
- Dual Facing Roll Over Sofa (IPO Lower Queen Bed)
- Florescent Light Pkg.
- Floating Dinette (per fp)
- Hide-A-Bed Sofa (per fp)
- Picture Window w/ Swivel Chairs (IPO Dinette per fp)
- Polystone Molded Counter Tops
w/ Oversized Sinks and Pull Out Faucet
- Raised Panel Refer Insert

Entertainment

STANDARD FEATURES

- AM/FM CD Player w/ MP3 Input
- Cable and Satellite Ready
- Exterior Marine Grade Speakers (2)
- LCD TV w/ Built in DVD Player & AUX Inputs
- TV Antenna w/ Power Booster

Optional Upgrades

- Pro Audio System & I-Pod Cradle
- LCD TV w/ DVD in Bedroom

Equipment

STANDARD EQUIPMENT

- Aluminum Wheels HD
- Black Tank Flush System
- Dual 7 Gallon (30lb) LPG Tanks w/
Auto Regulator & Cover (TT)
- Electric A&E Awning
- Exterior Hi Intensity 12v Ramp Lights (2)
- Exterior Scare Lights 7"
- Onan Generator Microquiet 4.0kw w/
Fuel Gauge & 35 gal Fuel Station
- Outside Shower w/ Hot & Cold
- Oversized Holding Tanks
- Radius Entry Doors w/ Screen & Kick Panel
- Scissor Stabilizer Jacks
- Topline Retractable Ladder

OPTIONAL UPGRADES

- Convenience Package with:
 - Pressure Washer
 - Air Compressor & Jump Starter
- Dual Fuel Tanks
 - 18gal for Generator
 - 34gal Fuel Station
- Entry Swing Away Handle
- Onan Generator Royal Gold 5.5kw w/
50 Amp Service w/ Fuel Gauge
- Outside BBQ
- Searchlight w/ Remote
- Second Air Conditioner
- Water Filtration System
- Water Heater By-Pass

Appliances

STANDARD EQUIPMENT

- 6 Gallon Dual Fuel Gas/Electric Water
Heater w/ Direct Spark Ignition
- Air Conditioner 13,500 BTU
- 30,000 BTU Furnace
- 22" Magic Chef Oven w/ Range
- Microwave w/Carousel
- Large 6" Dometic Gas & Electric
Double Door Refrigerator

Optional Upgrades

- Extra Large 8' Dometic Refrigerator
- Air Conditioner 15,000 BTU
- 10 Gallon Dual Fuel Gas/Electric
Water Heater w/ Direct Spark Ignition

Construction & Safety

STANDARD FEATURES

- 2"X2" High Quality Wall Studs for Stress Support
- 2"X5" Roof Truss Rafters
- 10" I-Beam Chassis
- 7 ft. Ramp Door w/ 3,000 lb Capacity
- Back-Up Lights
- EZ-Glide Double or Triple Entry Steps
- Floor Secured to Chassis Internally
- Floor Supported Side Walls
- Full 96" Interior Width Wide Body Construction
- Full Walk On Roof Decking
- Fully Insulated Floor W/Full Length Floor Joists
- Heavy Duty Triple Axles (Per FP)
- Heavy Gauge Aluminum Siding
- Meets or Exceeds RVIA Standards
- Power Front Jacks (FW)
- R-7 and R-8 Fiberglass Insulation
- Radial Tires and 12" Brakes all Axles
- Retractable Ladder
- Rubber Roof w/ 12 Yr Warranty
- Spare Tire, Mounted to Chassis
- Tinted Glass Windows
- Ultra Lube Axles
- Z-Style and Box Tubing Outriggers


Optional Upgrades

- Canadian Seal
- Deluxe Molded Rear Cap w/ LED Lights
(Turn and Brake indicators)
- Dual Pane Tinted Safety Glass Windows
- Equa Flex™ Flexible Equalizer by Trail Air
- Hi-Gloss Composite Fiberglass Siding
- HD Fiberglass Front Cap
- All Climate Pkg. w/Opt Dbl Insulation
- Enclosed Holding Tanks
- 12V Electric Tongue Jack (TT's)
- ToyLok Security System

Cargo

STANDARD FEATURES

- Add-A-Wall Ramp Screen w/ Solid Panels
 - Center and Side Rail Tie Downs Rated at 1,200 lbs
 - Extra Large Overhead Cabinets
 - EZ-Lift Fiberglass Ramp Door w/ 3,000 lb Capacity
 - Full Linoleum Floor in all Storage Areas
 - Overhead Storage Designed Around Riding Gear
 - Dual Ram Air Vents
 - Roll Up Carpet Kit
- ### Optional Upgrades
- Create-A-Breeze Exhaust Fan (per fp)
 - Interior Diamond Plate
 - Tough Ply Industrial Flooring



“Peace of Mind”

Forest River Inc. Exclusive Benefits

- Emergency Roadside Assistance
- Service Assistance
- Nationwide Service Appointment Assistance
- Mobile Mechanics
- \$2,000 Trip Interruption Reimbursement
- 24-Hour Toll-Free Emergency Message Service
- Custom Trip Routing and Full Color Maps

By Coach-Net®



Moving Forward

Having manufactured Toy haulers for over 10 years, Forest River Inc. is considered one of the pioneers in the industry. Because every RV enthusiast has different needs, we offer a versatile array of floorplans and features. At Forest River our design team is always working towards improving the Toy hauler of tomorrow. Longevity, Utility, Value, and of course our loyal customers, are the reasons why Forest River Toy haulers have been and will continue to be a success.

Dealer

Southwest Division

255 S. Pepper Ave. Rialto, CA 92376
(909) 873-3777 • www.forestriverinc.com

All illustrations and specifications contained in this literature are based on the latest product information at time of publication. Forest River reserves the right to make changes in price, colors, materials, equipment, and specifications at any time without notice and assumes no responsibility for any error in this literature.

