

Standard Partial Paint

Full Paint Options



Dusk Gray

Sterling Silver

Chelsea Fog

Nickel Pearl

Features

LIVING APPOINTMENTS

Lakeside Maple Cabinetry	S
Brazilian Cherry Cabinetry	O
Sicilian Cherry Cabinetry	O
Easy Clean Padded Vinyl Ceiling Liner	S
Solid Surface Designer Counter Tops (Kitchen)	S
Linoleum Flooring (Kitchen & Bath)	S
Stainless Steel Hardware	S
Hardwood Cabinet Doors & Drawers	S
Techwood Drawers w/Rollerbearing Guides	S
Double Bowl Kitchen Sink	S
Single Lever Faucet	S
Solid Surface Sink Covers (2)	S
Day & Night Shades (Coach)	S
Night Shades (Bedroom)	S
Hide-A-Bed Sofa	S
Ultra Leather Sofa Option	O
Euro Chair	S
Decorative Wall Mirrors	S
Freestanding Dinette w/Four Chairs	S

SLEEPING APPOINTMENTS

Queen Bed	S
Deluxe Innerspring Mattress	S
Headboard	S
Designer Bedspread	S

APPLIANCES & ACCESSORIES

32" LCD TV (Coach)	S
Home Theater w/DVD Player	S
20" LCD TV (Bedroom)	S
Stereo/DVD Player (Bedroom)	S
TV Antenna & Roto Package	S
Phone Jack	S
Prewire for Satellite Antenna	S
In-motion Automatic Satellite	O
Micro Oven w/Vent & Light	S
30" Microwave/Convection Oven & Cooktop Range	O
3-Burner Range w/Oven	S
Cooktop w/Pots & Pans Drawer	O
Solid Surface Range Cover	S
Large Double Door Refrigerator	S
Extra Large Double Door Refrigerator (Stainless)	O
Washer Dryer	O

HEATING & AIR CONDITIONING

Power Bath Vent	S
3-Speed Fantastic Fan w/Remote (Kitchen)	S
34,000 BTU E.I. Furnace	S
Low Profile 13,500 BTU Ducted Roof A/Cs (2)	S
Front A/C (13,500) w/Heat Pump	O

ELECTRICAL & LIGHTING

6.5 KW Gas Generator	S
----------------------	---

Fluorescent Ceiling Lights Thru-out	S
50 Amp Power Cord	S
55 Amp, 110/12-Volt Power Converter	S
Inverter 1200W/75A Converter	O
GFI Circuit	S
Outside Recept	S
Auxiliary Battery (2)	S
Lighted Exterior Storage	S
Patio Lights (2)	S
Coach Command Center	S
Entry Step Switch Panel	S
Battery Disconnect	S
120V Energy Management System	S
Lighted Exterior Grab Handle	S

PLUMBING & LP SYSTEMS

Double Pedal China Toilet	S
One Piece ABS Shower Surround	S
Glass Shower Door	S
10 Gallon E.I. Water Heater (Gas/Electric)	S
On Demand Water Pump	S
Skylight Over the Shower	S
Medicine Cabinet	S
No Mess Termination System	S
Washer/Dryer Ready	S

COCKPIT CONVENIENCES

Power Sun Visors	S
------------------	---

Deluxe Power Pilot Seats w/3-Point Seat Belts	S
Cab Wrap-around Privacy Drape	S
3-Way Rear Vision w/7" Monitor	S
Dash Stereo w/CD Player, Built-in Weatherband & Sirius Satellite Ready	S
Satellite Radio (Tuner & Antenna)	O
Auxiliary Trumpet Horns	S
Lighted Exterior Storage	S
Tilt Steering Wheel	S
Defrost Dash Fans	S
Cruise Control	S
Intermittent Wipers	S
Dash Air Conditioning	S

AUTOMOTIVE & EXTERIOR

Entry Light w/Touchpad	S
Partial Paint w/Graphics	S
Full Body Paint Options (3 Choices)	O
Automatic Leveling Jacks	S
22.5" Radial Tires	S
Front & Rear Mud Flaps	S
Power Entrance Step	S
Fiberglass Roof	S
Bus Style & Side Hinged Compartment Doors	S
Fiberglass Front & Rear Caps	S
Pass-thru Trunk Boxes	S
Radius Entrance Door	S

Patio Awning	S
Power Patio Awning	O
5,000 LB Towing Hitch w/7-Way Plug	S
Automotive Undercoating	S
Carpeted Step Box w/Rubber Treads	S
Laminated Floor & Laminated 2" Sidewalls	S
Coach Flush Floor Hydraulic Slideout	S
Rear Mounted Roof Ladder	S
Exterior Swing-out Mirrors w/Remote & Heat	S
High Gloss Gel Coat Sidewalls	S
Coach Slide-out Room Awning	S
One-Piece Windshield	S
Huge Pass Through Storage	S
CSA Uppfit	O

SAFETY & SECURITY

LP Leak Alarm & Smoke Detector	S
Carbon Monoxide Detector	S
Fire Extinguisher	S
Smoke Alarm	S
Dead Bolt Lock at Entrance Door	S
Tinted Safety Glass Windows	S
Thermopane Windows	O
Owners Information Packet	S
Dead Bolt Lock - Entrance Door	S
Emergency Start Switch	S

All information contained in this brochure is believed to be accurate at the time of publication. However, during the model year, it may be necessary to make revisions and Georgie Boy® reserves the right to make all such changes without notice, including changes in prices, colors, materials, equipment and specifications, as well as the addition of new models and the discontinuance of models shown in this brochure. Therefore, please consult with your Georgie Boy® dealer and confirm the existence of any materials, design or specifications that are material to your purchase decision. 11/07



Georgie Boy® is a division of Coachmen RV Company, LLC
P.O. Box 30 • Middlebury, IN 46540 • 1.800.353.7383
www.georgieboy.com

Your Georgie Boy® Dealer

The Workhorse, UFO™ chassis offers exceptional ride and handling, plus a completely flat floor for a new level of floorplan flexibility.



Cruise Master

For touring. For life.



Cruise Master 2008 CLASS A MOTORHOMES BY GEORGIE BOY



Cruise Master

For touring. For life.



Cruise Master

For touring. For life.



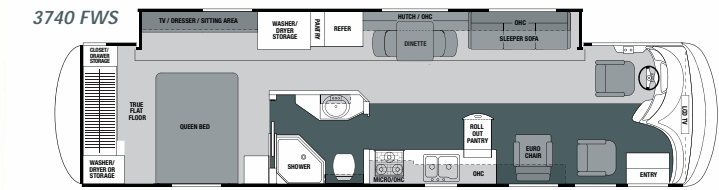
This spacious interior of the 3740 FWS is loaded with standard features including: residential style sofa, buffet style dinette, and 32" LCD television. (Shown in Brazilian Cherry with Graphite decor)



Cruise Master is loaded with luxurious amenities. The 3740 FWS features hardwood cabinetry, solid surface designer countertops, day and night pleated window shades and a comfortable Euro chair. (Shown in Brazilian Cherry with Graphite decor)



The tastefully appointed master suite features designer window treatments, ample storage and a standard 20" LCD flatscreen TV.



2008 CRUISE MASTER	3740 FWS
Chassis	Workhorse
Chassis Model	UFO R26
Engine Size	8.1L V8
Wheel Base	228"
Rear Axle Ratio	6.17
Tire Size	22.5"
WEIGHTS	
GVWR (lbs.)	26,000
CW (lbs.)	21,850†
GAWR Front (lbs.)	9,500
GAWR Rear (lbs.)	17,500
GCWR (lbs.)	30,000
CONSTRUCTION DIMENSIONS	
Exterior Length	37'4"
Exterior Height*	12'1"
Exterior Width	101"
Interior Width	96"
Interior Height	82"
CAPACITIES	
Sleeping Capacity	4
Fresh Water Capacity (gal.)	82
Waste Water Capacity (gal.)	52
Grey Water Capacity (gal.)	52
Water Heater Capacity (gal.)	10
LP Gas Capacity (lbs.)	100
Fuel Capacity (gal.)	100
Exterior Storage Capacity (cu. ft.)	95

GVWR (Gross Vehicle Weight Rating): The maximum permissible weight of the unit, including the UUV plus all fluids, cargo, optional equipment and accessories. For safety and product performance, do not exceed the GVWR.

CW (Curb Weight): The weight of the unit without factory or dealer installed options, plus allowance for the weight of full fuel capacity. The "payload capacity" for all other fluids, cargo, occupants, optional equipment and accessories can be determined by subtracting the CW from the GVWR.

GAWR (Gross Axle Weight Rating): The total weight each front/rear axle, suspension and tire system is designed to carry. When loading the unit, care should be taken to balance cargo weight in consideration of the GAWRs.

GCWR (Gross Combined Weight Rating): The maximum total weight of the loaded unit, plus a tow vehicle. This includes the weight of both the unit and tow vehicle, fuel for each, all other fluids, cargo, occupants, optional equipment and accessories.

Wider Widths: Numerous Georgie Boy floorplans feature the "wide body" design concept, which gives you significantly enhanced interior living space and innovative floorplans. In making your purchase decision, you should be aware that a few states restrict access on some or all roads within the state to vehicles with a maximum 96" width, although special road usage permits may be available. Vehicles up to 102" in width are permitted in the vast majority of states. You should confirm the road usage laws in the states of interest to you before making your purchase decision.

IMPORTANT NOTE: All capacities are approximate, and all dimensions are nominal. Georgie Boy motorhomes are designed to allow for a wide variety of uses, extended trips with two people or short trips with multiple people. Accordingly, each unit allows ample room for sleeping, seating, fluids and cargo. While the customer is the beneficiary of this design, the customer also bears the responsibility to select the proper combination of passengers, cargo, load and tow vehicle without exceeding the chassis weight capabilities. Consumer may need additional braking capacity to tow loads greater than 1,000 pounds.

Seat belts should always be worn for passenger safety. Seat belts are provided at most locations to allow convenience in selecting which seat to occupy. However, it is not intended that all seating positions equipped with a seat belt may be occupied while the vehicle is in motion, without regard to other weight factors. All Georgie Boy motorhomes are designed to ensure that the number of passengers allowed while the vehicle is in motion will always at least equal the stated sleeping capacity. Though extra seat belts may be provided, for your safety and the proper operation of your vehicle, limit your passengers to the number allowed by the Net Carrying Capacity of your vehicle.

Take a luxury trip and stay longer in style. Visit family, entertain friends, or just go where the open road leads. You'll feel right at home with luxury appointments, well planned living spaces that surround you with comfort and abundant storage. The Workhorse UFO™ chassis gives the Cruise Master by Georgie Boy® the advantages of an exceptional ride, easier handling and better performance behind the wheel, plus the convenience of a flat floor from the cab throughout the coach.

Decor Selections

Fabric Key: A. Main B. Accent C. Bedspread



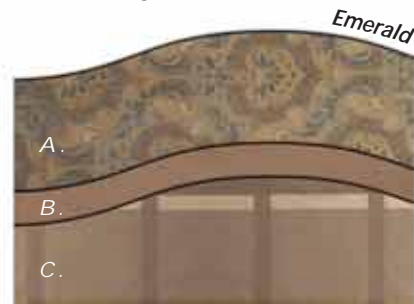
Lakeside Maple



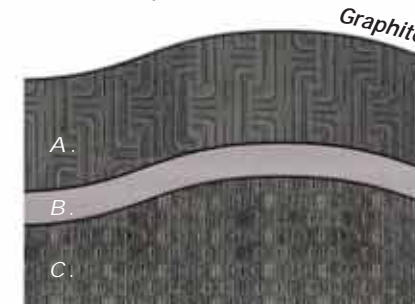
Brazilian Cherry



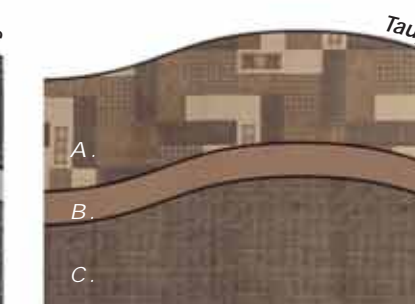
Sicilian Cherry



Emerald



Graphite



Taupe

