

2006

VISTA CRUISER

GULF STREAM



COACH, INCORPORATED

FAMILY VALUE

*Powerful Driving Performance*





## **Mercedes Benz Power**

The pure performance power of the 2500 SHC Sprinter is extraordinary. Designed by some of the best and most innovative automotive engineers in the world, this diesel powered 5-cylinder engine with four valves per cylinder combined with an exhaust driven turbocharger delivers responsive acceleration, superb fuel economy, and more power (154 hp) than you would ever expect from a vehicle of this size.

### **Powerful!**

- CDI 2.7 liter Mercedes Benz!
  - 154 hp at 3,800 rpm!
  - 5-cylinder runs like a V-8!
- Exhaust driven turbocharger!
- 243 ft-lbs at 1600-2400 rpm!

### **Economical!**

- Incredible 22 miles per gallon!
- Travel range of 550 miles!

### **Reliable!**

- Maintenance Intervals of 10,000 mi.!
  - Engine life expectancy of 200,000 miles plus!
    - 7yr/ 70,000mi
  - Powertrain Warranty!
    - 7yr/100,000mi
- Engine Component Warranty!
  - Serviceable at many certified service centers across the nation!



Extremely low entry points, wide sliding doors, and 6' ceiling height allows easy access and seating.



Keyless entry remote and key combined. When not in use this key folds down so its easier on your pockets.



Gulf Stream adds customized Styling to the Vista Cruiser MB giving it a distinguished and recognizable look.

Non-skid surface on running boards secures footing and safety when entering / exiting the vehicle.







Large windows and mirrors provides excellent visibility improving safety and driver convenience.



Retractable antenna can be turned in any direction to optimize television reception.



The low profile roof air conditioning unit provides comfortable conditions



European style acrylic dual pane windows with built in shades and screens provide excellent ventilation on all G-24 Models



Cleanups are made quick and easy with Vista Cruiser's exterior wash and rinse station with both hot and cold control.

The Vista Cruiser allows you to unplug and experience true independence with an Onan® MicroLite™ 2500 Generator.



Simple to use 30 amp and city water hookup makes plugging in at the campground fast and easy.



The Vista Cruiser MB is truly a joy to drive. The ergonomic cockpit is designed with you, the driver, in mind. Innovative features include climate control with air filtration system, tap shift technology, power steering, in dash stereo, easy to read and informative display, cruise control, fully adjustable seating and convenient storage. With everything within your reach you'll drive comfortably knowing that you have everything under control.

## CABIN FEATURES



- Driver side airbag
- Power steering



- Easy To read
- Speedometer / Tachometer
- Temp. gauge / Warning lights



- Informative LCD VDO display
- Outside temp display
- Mileage / Gear



- Passenger side airbag
- Keyed under dash compartment



- In dash stereo
- Low Wind / road noise for Optimized listening



- Convenient climate controls
- Isolated climate zones
- One touch lock / unlock



- Adjustable seating
- Beats driver fatigue
- Ergonomic design



- Tap shift technology
- Shift on-the-go
- 5-Speed transmission





**Model G-24**

Both driver and passenger seats swivel offering the use of the seats to the entire coach when parked. For your safety both seats are pull test certified in the forward facing position.

## LIVING QUARTERS FEATURES



- Incorporated convenience
  - Fantastic fan - left
  - G-Sound speakers - right



- LCD TV / DVD / CD / Aux / clock combo
- Space saving feature



- Rear entry with under bunk storage
- Bed retracts to allow for larger loads



**Model G-28**

The brand new G-28 floorplan gives you more room for visitors with the front bench seating area. Also featured is the rear cooking area with sink, fridge and microwave for convenience.



- Marine style commode
- Ample room to move
- Hand held shower head



- Spacious overhead storage
- Large underbed storage
- Designer bedspread included



- Designer ultra leather seats
- Contemporary European styling
- Removable table



- Deep basin sink
- 2-burner LP range



- 3.2 cu. ft. refer



**GRAY EXTERIOR  
w/ BLUE ACCENTS**




**GOLD EXTERIOR  
w/ GREY ACCENTS**

**ANNIGRE / STONE INTERIOR**




**ANNIGRE LAMINATE**

**MARBLE / TAN INTERIOR**




**MARBLE LAMINATE**


**WHITE / WOOD INTERIOR**



**WHITE LAMINATE**



**STONE LINOLEUM**

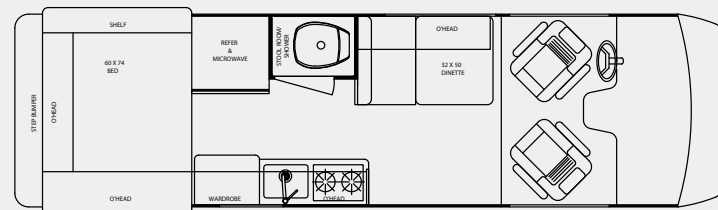


**TAN CARPET**

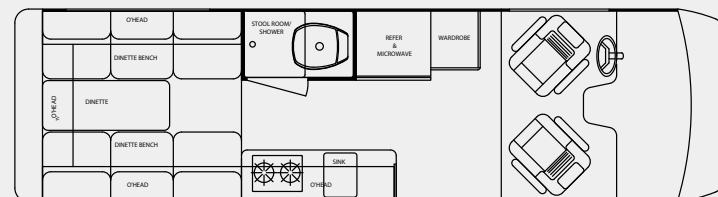


**WOOD LINOLEUM**

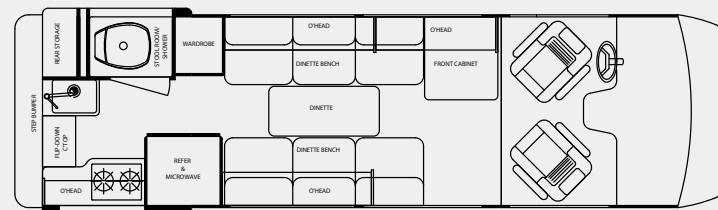
## MODEL G-24



## MODEL G-26



## MODEL G-28





## STANDARD FEATURES

- Power Windows for Driver and Passenger
- Integrated Bumpers, Running Boards & Fenders
- Electronically Adjusted Mirrors
- Flip Down TV/DVD/CD/FM w/ 4 Speaker
- Dual Airbags, Three Point Seat Belts
- Brass and Glass Interior Appointments
- Range, Microwave, Refrigerator, Full Sink
- In Dash Stereo System
- Air Conditioning
- Marine Style Commode
- Remote Keyless Entry
- Cruise Control
- Dual Tone Hardware
- Exterior Shower
- 30 Amp Hookup
- City Water Hookup
- 7 Gallon LP Tank
- Power Door Locks w/ Remote
- Designer Interior

## WE'VE GOT YOU COVERED...

- 1 year / 12,000 mile  
*Gulf Stream Components Limited Warranty*
- 3 year / 36,000 mile  
*Basic Limited Warranty*
- 3 year / Unlimited Mileage  
*Anti-Corrosion Perforation Limited Warranty*
- 7 year / 70,000 mile  
*Powertrain Limited Warranty*
- 7 year / 100,000 mile  
*Diesel Engine Components Limited Warranty*
- **PLUS** This unit is Serviceable at many Certified Sprinter Service Centers around the Country

## 2006 VISTA CRUISER MB SPECIFICATIONS

<b>Chassis:</b>	Freightliner Chassis
<b>Engine:</b>	2.7 Litre 5-cylinder Mercedes Benz, Turbocharged Diesel
<b>Horsepower:</b>	154 HP @ 3,800 RPM
<b>Torque:</b>	243 ft. lbs. @ 1,600 - 2,400 RPM
<b>GVWR:</b>	8550 lbs.
<b>Wheelbase:</b>	158"
<b>Ext.. Length:</b>	21' 6" (259.4")
<b>Ext.. Height:</b>	8'5" (102.0") +A/C unit 9'6" (113")
<b>Ext.. Width:</b>	6' 4" (76.1")
<b>Interior Height:</b>	6' 1" (73")
<b>Interior Width:</b>	5' 8" (68.4")
<b>Fuel System:</b>	CDI (Common Direct Rail Injection)
<b>Transmission:</b>	Mercedes Benz 5-speed Automatic Transmission w/ Overdrive
<b>Steering :</b>	Power Assisted Rack and Pinion
<b>Suspension:</b>	Independent Front Suspension
<b>Brakes:</b>	4-wheel Hydraulic Disc w/ ABS & ASR (Accel. Skid Control)
<b>Body Type:</b>	Steel Unibody Design
<b>Air Bags:</b>	Driver and Passenger Side Airbags
<b>Maintenance:</b>	Service Intervals of 10,000 miles
<b>Protection:</b>	Anti-theft Deterrent Security System (USP Immobilizer)
<b>Fresh:</b>	27 Gallons
<b>Gray:</b>	12 Gallons
<b>Black:</b>	12 Gallons
<b>Water Heater:</b>	Warm Water on Demand (Approx. 30° above water temperature)
<b>Fuel Tank:</b>	25 Gallons
<b>Fuel Economy</b>	22 M.P.G.
<b>LP Gas Tank</b>	7 Gallons
<b>Generator</b>	2.5 Onan MicroLite®
<b>A/C</b>	11,000 BTU Roof A/C
<b>Furnace</b>	16,000 BTU
<b>Amp Service</b>	30 AMP Service with 30 Amp Converter
<b>Rear Axle Ratio:</b>	4.11 (Recommended for frequent use in hilly regions or for towing)





GULF STREAM



COACH, INCORPORATED

FAMILY VALUE

## GULF STREAM FACILITIES...

Located in the heart of the Amish country, the complex, along with Gulf Stream's affiliate, Fairmont Homes, Inc., covers over 400 acres and includes more than 1.5 million square feet of state-of-the-art manufacturing facilities. With over 20 years of manufacturing experience producing quality Recreational Vehicles, Gulf Stream is the leading manufacturer of high quality and high value RV products that are distributed through a partnership relation with independent dealers who are focused on meeting customer expectations.

## EXCEPTIONAL VALUE...

Your family and friends will feel safe and comfortable wrapped in Gulf Stream's "Cradle of Strength". Comfort, Quietness and Insulation from the elements is what you will experience from Gulf Stream's "Tried and Tested" Motorhomes. Compare... and you will find the exceptional value of a Gulf Stream Motorhome.



The Gulf Streamers RV Club is a valuable benefit to all Gulf Stream owners. Members enjoy staying active and participating in the various rallies and caravans offered throughout the United States and Canada. The Main Stream, the club Magazine, with up-to-date product information, service tips and company highlights. Members benefit from the Emergency Road Service and Gulf Streamers

Insurance options. Both are available at competitive rates with friendly, reliable service. The 10% discount program at campgrounds throughout the U.S. and Canada. As a member, you'll receive discounts at National Theme Parks and special attractions, including RV and travel guides, directories and magazines. Gulf Streamers spend time touring attractions, enjoying fabulous meals, taking in area highlights and shows to help make the most out of your RV experience. Special rallies throughout the year include Gulf Stream supplier seminars, complimentary minor repairs by Gulf Stream technicians, Gulf Stream dealer product displays and round table discussions to voice your product improvement ideas.

POST OFFICE BOX 1005  
• YOUR GULF STREAM COACH DEALER •



NAPPANEE, IN 46550



VISIT

WWW.GULFSTREAMRV.COM

FOR MORE DETAILED INFORMATION...  
OR CALL 1-800-765-8787-EXT. 3288

For more information and available options, contact your local Gulf Stream dealer, [www.gulfstreamRV.com](http://www.gulfstreamRV.com) or Gulf Stream Coach, Inc. Gulf Stream Coach, Inc., reserves the right to make changes in prices, colors, materials, components and specifications and to discontinue models at any time without notice or obligation. Gulf Stream Coach, Inc., assumes no responsibility for any error in type or print reproduction of specifications or floorplans in this brochure. Photographs may show equipment or items that are optional and are not included in the purchase price of the coach. Test drive and review a current model at your nearest Gulf Stream dealer. © 2002 Gulf Stream Coach, Inc., Nappanee, Indiana U.S.A.

1/06-SP-10K