



**CONQUEST**  
MOTORHOMES

Off the map, **on the mark.**

**BTouring  
CRUISER**

2007 B Touring Cruiser

 **CONQUEST**  
MOTORHOMES





Off the map, **on the mark.**



## LIVING CONVENIENCE...

Living off the map doesn't mean you have to live like it. Our spacious living quarters feature a well equipped galley, space saving entertainment center, stain resistant plush carpet, comfort plus furniture, and H-ducted ventilation system giving you all the comforts you would enjoy at home.

# BTouring CRUISER




Patented

### 5291 Comfort Plus Dinette

with patented sun room offers a panoramic view and opens the coach to give you a wide open feeling. Our skylights are tinted to keep the UV light out while letting natural light in. Comfort Plus dinettes use metal spring cushion supports.



**5272 Bed Slide** expands outward to increase the square footage of the cruiser. This motion also opens up an area in front of the wardrobe to walk through.



**5291 Bedroom Wardrobe** gives you plenty of space to store clothes while on the road. This closet and bank of six drawers delivers equal amounts of space for his and her clothing.



The XL Package gives you more high end features that are generally only found in high dollar Class A Motorhomes. Package Includes: Solid Surface Kitchen Countertops, Fluorescent Lighting, Vinyl Ceiling, G-sound Surround Sound Speakers with DVD Player and Burl Woodgrain Dash. (Not pictured, optional Optima leather electric sofa & six way power Optima leather driver & passenger seats)

XL Edition not available on model 5211. Electric sofa not available on model 5291







TAN



GREEN




CARPET

Available only with Tan & Green



BLUE



PLATINUM



CARPET

Available only with Blue & Platinum



ISLAND PALM



CARPET

Available only with Island P



Off the map, **on the mark.**

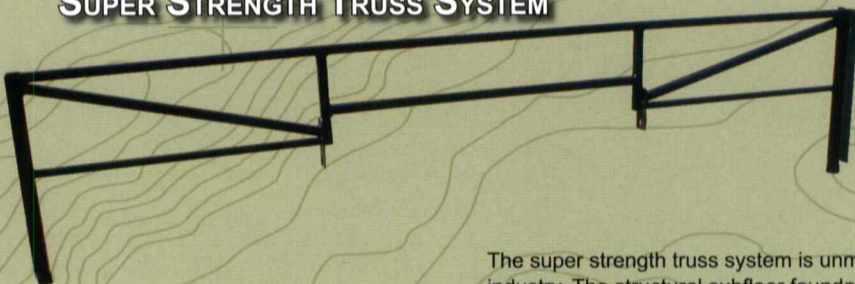


## CONSTRUCTION...

Quality, Comfort, Strength and Value are four great words to describe our mind set while designing and constructing the conquest lineup of products. You can see and feel the quality and attention to detail we gave every component. From the strength of our foundation, roof, floor and sidewalls, down to the comfort of our seat cushions, nothing was skipped.

# BTouring CRUISER

## SUPER STRENGTH TRUSS SYSTEM



The super strength truss system is unmatched in the class C industry. The structural subfloor foundation begins by welding a network of steel web trusses to the chassis rail. Specifically designed to distribute and transfer the tremendous forces from the coach to the chassis rail these trusses are individually tested to withstand 6,000 pounds each.

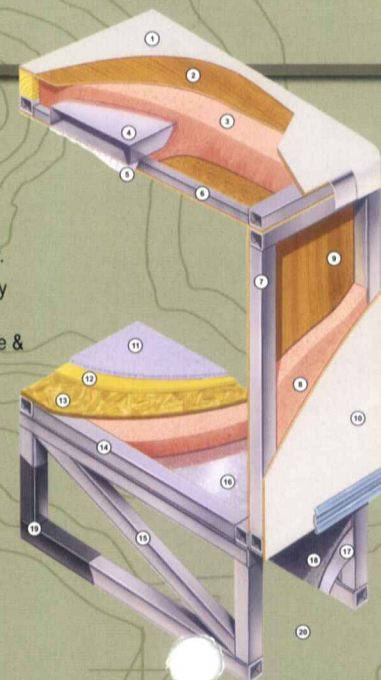
When the chassis is stretched, Gulf Stream stands alone in the industry by using a full (6" on LE) or (8" on Super C) C channel extension versus the traditional 4" or less. This practice adds to the strength of the foundation and offers peace of mind that towing is safe on an extension that is true to the chassis.

## 6" & 8" C CHANNEL EXTENSION



# Conquest Motorhomes, **Dare to Compare**

1. Seamless Fiberglass Flexroof Designed to Resist Staining and Maintain Quality Appearance; Dissipates Heat and Prevents Tree Limbs from Tearing or Scratching Roof.
2. Luan Decking for Additional Strength.
3. Molded, High Density EPS (Expanded Polystyrene) Roof Brick Insulation - Provided Consistent Insulation Value as well as Superior Dimensional Rigidity.
4. One-Piece Formed Aluminum Air Conditioning Duct, Completely Surrounded By EPS Insulation.
5. Bubble-Wrapped Foil Insulation Provides Superior Insulation and Helps Prevent Condensation.
6. Rugged Welded Tubular Aluminum Roof Framing.
7. Rugged Heavy-Gauge Tubular Aluminum, Fixture Welded to Form the Sidewall Framing.
8. High-Density EPS Insulation Provides Superior Lamination and Bonding Characteristics and Insures Greater Energy Efficiency.
9. Interior Wall Panels Securely Laminated to Sidewall Framing.
10. "Super Slick" Fiberglass Exterior Vacuum-bond Laminated to Sidewall Framing for Lasting Beauty and Durability. (Option)
11. High-Quality Stain-Resistant Carpeting Available in Designer Coordinated Colors.
12. Extra-Thick Padding Under Carpet Provides Extra Comfort and Increases Carpet Durability.
13. Floor Decking Laminated to Steel Floor Structure Assures a Quiet, Long-Lasting Rigid Floor and comes with a 10-Year Warranty.
14. Heavy-Gauge Tubular Steel Floor Framing, Fixture Welded for Extra Strength and Stability.
15. Heavy-gauge Tubular Steel Framed, Fixture Webbed Floor Truss System Provides the Strongest Class C Foundation in the Industry.
16. Seamless Layer of Galvanized Steel Securely Laminated to the Steel Floor Framing.
17. Galvanized Steel Used to Form Each Storage & Holding Compartment.
18. Durable All-Weather Carpeting Completes Each Accessible Storage Compartment, Providing Extra Protection for Luggage and Valuables.
19. Rust-Prohibitive Paint Coating Applied to All Steel Framing Assures Corrosion and Rust Protection.
20. The Industry's Strongest, Most Spacious Exterior Storage Compartments.





PRE-DRILLED  
HARDWOOD  
CONSTRUCTION

**SOLID  
HARDWOOD  
CABINETRY**

COMPETITOR'S CABINETRY

Our residential style cabinets are constructed of solid hardwood doors and fronts that are pre-drilled and screwed, then they are stained and top coated with a furniture grade finish that provides long lasting beauty and durability as well as adding strength and quietness to your motorhome.

Other companies use wrapped cabinet fronts prone to peeling, fading, and tearing. The softer composite wood used does not hold screws as well as hardwood resulting in loss of strength and squeaking. Discoloration will degrade the beauty and lower the value of the motorhome.

## Driver Convenience PACKAGE

Make driving your BT Cruiser effortless with the addition of the driver convenience package. This option will give even the most timid driver confidence while backing up with reverse obstacle sensing and backup monitor. Keyless entry also included in this package facilitates easy entry and secured exit of your new motor home.

## Added, Value



Dual metal H-Ducted air conditioning system eliminates mildew causing condensation and is wrapped in foil bubble insulation for improved climate control.

**GALVANIZED  
STEEL  
STORAGE  
COMPARTMENTS**

### Excellent Weathering -

Maintaining the vehicle's quality appearance enhances its resale value.

**Tear Resistance** - Flexroofs hard abuse resistant finish resists tearing, a condition that can cause leaks and lead to expensive repair.

**Low Maintenance** - Road grime can easily be removed with normal cleaning maintenance. Rubber chalking due to solar breakdown of the roof surface is eliminated, preserving the original appearance and resale value of the vehicle.

**Stain Resistance** - Fiberglass Flexroof is designed to resist staining and maintain its quality appearance.

**Structural Integrity** - Unlike conventional EPDM rubber roof membranes, Flexroof is a structural component of the roof system.

**Textured Fiberglass** - Helps dissipate heat and prevents tree limbs from tearing or scratching the roof.

**Seamless  
FIBERGLASS ROOF**  
Skid Resistant • Puncture Resistant



Unlike traditional plywood and foam seating Comfort Plus Seating features the strength of steel and the comfort of a sprung dinette cushion.



Seamless, carpeted, galvanized steel storage compartments safely cradle your valuables. Rust protective paint and foam sealed for extended life and a quiet ride.

**E-ZSTORE  
PRIVACY**

NO MORE BUTTONS  
NO MORE HASSLE  
NO MORE WASTED SPACE

Unique self storing privacy divider featuring quick and simple setup.

## Value, Added

**G.O.L.D.  
Program**  
(Gulf Stream Ownership)

(Lifetime of Dedication)



Gulf Stream is dedicated to our customers and their enjoyment of our products. Our golden promise is to call you within four weeks of the new vehicle purchase date welcoming you to the Gulf Stream family. This call, made by your dedicated customer care person, is to let you know that if you ever need assistance with the operation of components, troubleshooting, or if you ever need to locate an authorized service center, you can rest assured that help is but a phone call away. With the G.O.L.D. Program we'll be there for you for the lifetime of your RV.

**Coach-Net®**

24 HR. EMERGENCY ROADSIDE ASSISTANCE

- One Year Coach-Net Membership
- Towing and Winching
- Delivery of emergency Fluids
- Flat Tire Change
- Jump-Start / Battery Boost
- Mobile Mechanic
- Lockout

**2 YEAR  
UNLIMITED MILEAGE  
TRANSFERABLE  
WARRANTY**  
ON STRUCTURAL COMPONENTS\*

One year unlimited mileage total use warranty under normal use against defects in material and/or workmanship in construction and original components. \*For purposes of this warranty, "Structural components" shall be limited to the structure of the side walls, front and back walls, roof and floor. See the official written Gulf Stream Coach-Net Limited Warranty for details.

Driver Convenience Package Available on Ford Chassis Only.



Off the map, **on the mark.**

## Specifications & Floorplans...

We map out our standards and options so that you can make your decisions wisely. Check out our wide range of floorplans and sleeping arrangements and choose the best to suit your traveling needs.

# **BTouring CRUISER**



STANDARD EXTERIOR GRAPHICS



OPTIONAL PAINTED SKIRT



OPTIONAL FULL PAINT GRAPHICS

### CHASSIS

- 138" WB FORD E-350, V-10, 6.8 L ENG., 35 GAL FUEL TANK, POWER WINDOWS & LOCKS (5211)
- 158" WB, FORD E-450 V-10, 6.8L ENG., 55 GAL FUEL TANK POWER LOCKS & WINDOWS (NA 5211)

### Decor

- HARD ROCK MAPLE INTERIOR W/M&T DOORS
- FABRIC CEILING
- WINDOW TREATMENTS
- OVERHEAD READING LIGHTS
- FLUORESCENT LIGHT OVER KITCHEN SINK

### Exterior

- SLIDE OUT ROOM (SOFA) (5272)
- SLIDE OUT ROOM (SOFA, DINETTE) (5316)
- SLIDE OUT ROOM (BEDROOM) (5272 5291)
- SLIDE OUT ROOM (KITCHEN/SOFA) (5231 5291)
- ATRIUM SLIDE OUT ROOM (DINETTE) (5291)
- WELDED ALUMINUM CAGE
- FIBERGLASS FRONT CAP & WINGS
- FIBERGLASS REAR CAP
- LAMINATED FLOOR STEEL FRAME FLOOR W/METAL UNDERBELLY
- SLIDE OUT TOPPER (5231, 5316)
- (2) SLIDE OUT TOPPERS (5272)
- (3) SLIDE OUT TOPPERS (5291)
- REAR WINDOW (5272 5291 5316)
- RADIUS TINTED WINDOWS
- STAINLESS STEEL WHEEL INSERTS
- ACRYLIC ENTRY DOOR ASSIST BAR
- FOAM SEAL & UNDERCOATING

### Power

- AUXILIARY BATTERY
- CONVERTER W/CHARGER & AUTO CHANGE OVER KIT
- GENERATOR PREP
- BATTERY DISCONNECT
- 30' POWER CORD

### Heating & Cooling

- DASH A/C
- 11,000 BTU LOW PROFILE DUCTED AC (5211 5231)
- 15,000 BTU LOW PROFILE DUCTED AC (5272 5291 5316)
- 25,000 BTU FURNACE (5211 5231)
- 30,000 BTU FURNACE (5272 5291 5316)

### Bath

- BI-FOLD SHOWER DOOR & SURROUND (5211 5231)
- NEO-ANGLE GLASS SHOWER DOOR (5272 5291 5316)
- POWER BATH VENT

### Electrical

- TV CABINET
- CD PLAYER
- PLATINUM LIGHTS IN BEDROOM (5272 5291 5316)
- MONITOR PANEL
- GENERATOR SWITCH & HOUR METER
- TV ANTENNA W/AMP & BOOST

### Furnishings

- 2-WAY D/P SEATS
- D/S SOFA (NA 5291)
- P/S SOFA (5211 5231)
- D/S H-A-B SOFA (5291)
- SINGLE BARREL CHAIR (PS) (5272 5316)
- DINETTE BOOTH BED (PS) (5291)

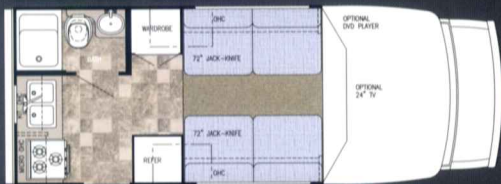
### Appliances

- OTR CONVECTION MICROWAVE W/3-BURNER TOP
- 6 GAL ELECTRONIC IGNITION WATER HEATER W/BY-PASS VALVE
- SM. 2-WAY DBL DOOR REFER
- LP GAS TANK
- CARBON MONOXIDE DETECTOR
- LP LEAK DETECTOR

Holding tank capacity (fresh water and waste water) are volume calculations based on overall tank dimensions. The capacities may differ from published capacities due to the result of tank installation, tank variation, tank fitting locations and other plumbing variables.



## MODEL 5211



Chassis	Ford E-350
Engine	V-10, 6.8 Liter
GVWR	10,700
Wheelbase	138"
Length	22' 1"
Exterior Height	10' 4"
Exterior Width	96"
Interior Height	77"
Interior Width	91.25"

Fuel	37 Gal.
Black	30 Gal.
Grey	30 Gal.
Fresh	38 Gal.
LP Gas Tank	42 Lbs.
Furnace	25,000 btu.
Water Heater	6 Gal.
Basement Storage	11.8 cu. ft.

Optional: Dinette/Sofa, Barrel Chairs/Sofa

## MODEL 5231



Chassis	Ford E-450
Engine	V-10, 6.8 Liter
GVWR	14,050
Wheelbase	168"
Length	24' 1"
Exterior Height	10' 4"
Exterior Width	96"
Interior Height	77"
Interior Width	91.25"

Fuel	55 Gal.
Black	30 Gal.
Grey	30 Gal.
Fresh	38 Gal.
LP Gas Tank	42 Lbs.
Furnace	25,000 btu.
Water Heater	6 Gal.
Basement Storage	9.7 cu. ft.

## MODEL 5272



Chassis	Ford
Engine	V-10, 6.8 Liter
GVWR	14,050
Wheelbase	196"
Length	27' 11"
Exterior Height	10' 4"
Exterior Width	96"
Interior Height	77"
Interior Width	91.25"

Fuel	55 Gal.
Black	30 Gal.
Grey	38 Gal.
Fresh	38 Gal.
LP Gas Tank	42 Lbs.
Furnace	25,000 btu.
Water Heater	6 Gal.
Basement Storage	26.27 cu. ft.

Optional: Dinette/Sofa

## MODEL 5291



Chassis	Ford E-450
Engine	V-10, 6.8 Liter
GVWR	14,050
Wheelbase	208"
Length	30' 6"
Exterior Height	10' 4"
Exterior Width	96"
Interior Height	77"
Interior Width	91.25"

Fuel	55 Gal.
Black	30 Gal.
Grey	38 Gal.
Fresh	38 Gal.
LP Gas Tank	42 Lbs.
Furnace	30,000 btu.
Water Heater	6 Gal.
Basement Storage	39.75 cu. ft.

Optional: Comfort Booth Dinette

## MODEL 5316



Chassis	Ford E-450
Engine	V-10, 6.8 Liter
GVWR	14,050
Wheelbase	t.b.d.
Length	208"
Exterior Height	10' 4"
Exterior Width	96"
Interior Height	77"
Interior Width	91.25"

Fuel	55 Gal.
Black	32 Gal.
Grey	38 Gal.
Fresh	40 Gal.
LP Gas Tank	42 Lbs.
Furnace	30,000 btu.
Water Heater	6 Gal.
Basement Storage	t.b.d.

## Popular Options

- 139" WB CHEVY CHASSIS, V-8 ENGINE (5211)
- 159" WORKHORSE CHASSIS V-8 ENGINE (NA 5211, 5316)
- FORD TURBO DIESEL CHASSIS (5231 5272)
- TOURING PACKAGE UPGRADE (REQ)  
FIBERGLASS RUNNING BOARDS  
FIBERGLASS ROOF  
HARDWOOD STILES  
ELECTRIC STEP  
H-DUAL DUCT SYSTEM
- XL UPGRADE PACKAGE (NA 5211)  
WOOD DASH  
FLUORESCENT LIGHTING  
SOLID SURFACE KITCHEN COUNTERTOP  
G-SOUND W/DVD  
VINYL CEILING
- DRIVER CONVENIENCE PKG. (Ford Only)  
BACKUP MONITOR / BACKUP ALARM  
KEYLESS ENTRY SYSTEM
- OUTSIDE SHOWER
- SPARE TIRE & CARRIER
- UPGRADED OAK DASH (Ford Only)
- ROLL GOODS THROUGHOUT
- HEATED HOLDING TANKS
- REAR LADDER
- 5000 LB HITCH W/PLUG
- AWNING
- SLICK FIBERGLASS EXTERIOR WALLS
- EXTERIOR PAINTED SKIRT AREA
- FULL PAINT W/SUPER SLICK EXTERIOR, E-450 CHASSIS (NA 5211)
- HEATED & REMOTE MIRRORS
- LCD COLOR TV IN BEDROOM (5272, 5291)
- FLAT SCREEN COLOR TV WITH REMOTE
- DVD PLAYER (NA W/XL PKG)
- EMERGENCY START SWITCH
- FLUORESCENT CEILING LIGHTS.
- PHONE JACK
- 4.0 ONAN GENERATOR
- 3.6 ONAN GENERATOR W/LP CONVERSION (REQUIRES DSL CHASSIS) (5231 5291 5272)
- 4.0 GENERAC GENERATOR
- 6-WAY POWER OPTIMA D/P SEATS  
IPO 2-WAY CLOTH SEATS (Ford Only)
- OPTIMA LEATHER POWER L SOFA
- OPTIMA LEATHER H-A-B SOFA
- COMFORT BOOTH DINETTE  
IPO PS SOFA (5211, 5231)
- COMFORT BOOTH DINETTE  
IPO DS SOFA (5272)
- RANGE COVER (NA XL PKG)





**CONQUEST**  
MOTORHOMES

# Off the map, **on the mark.**



The Conquest Checkpoint is the outward physical symbol of our role as industry leaders. Our exacting standards for creating the best possible RV Customer experience are the direction the rest of the industry seeks.

**Beyond the beaten path, to a new destination.**

Conquest constantly looks to the future, casting a clear vision of "the next big thing" and making it happen. We don't follow trends; we set them. **Beyond imagination, to reality.**

GULF STREAM



COACH, INCORPORATED

Conquest Motorhome Division is a member of the Gulf Stream Coach family of products. As a privately owned company with nearly 25 years of RV manufacturing experience, Gulf Stream has set itself apart from the rest of the RV industry by giving the market exactly what it's looking for. We are constantly talking to our customers and dealers, taking their suggestions and implementing them in our products. We also use Lean Manufacturing Techniques, Six-Sigma Quality Control, Creative Standardization and 5 S practices to maximize our production efficiency and eliminate waste. Our efficiency has received accolades from Vincennes University for Total Quality Management. These practices have also gained recognition from the state of Indiana, as we have received the Indiana Governor's Award for Recycling, making us one of the few eco-friendly manufacturing companies in the industry. All these initiatives go back to one goal... To give you the highest value product offerings, quality construction, innovative features, contemporary designs, and unmatched service and on-going support.



The Gulf Streamers RV Club is a valuable benefit to all Gulf Stream owners. Members enjoy staying active and participating in the various rallies and caravans offered throughout the United States and Canada. Go to [www.streamers.gulfstreamcoach.com](http://www.streamers.gulfstreamcoach.com) for more information.



## LEARN MORE ABOUT OUR WIDE RANGE OF PRODUCTS AT [WWW.CONQUESTMOTORHOMES.COM](http://WWW.CONQUESTMOTORHOMES.COM)

POST OFFICE BOX 1005 • NAPPANEE, IN 46550 • 1-800-289-8787

For more information and available options, contact your local Conquest dealer, [www.conquestmotorhomes.com](http://www.conquestmotorhomes.com) or Gulf Stream Coach, Inc. Gulf Stream Coach, Inc., reserves the right to make changes in price, colors, materials, components and specifications and to discontinue models at any time without notice or obligation. Gulf Stream Coach, Inc., assumes no responsibility for any type or print reproduction of specifications or floorplans in this brochure. Photographs may show equipment or items that are not included in the purchase price of the motorhome. Test drive and review a current model at your nearest Conquest dealer. © 2006 Gulf Stream Coach, Inc., Nappanee, IN, U.S.A.

11-06-SP-5k Ver1