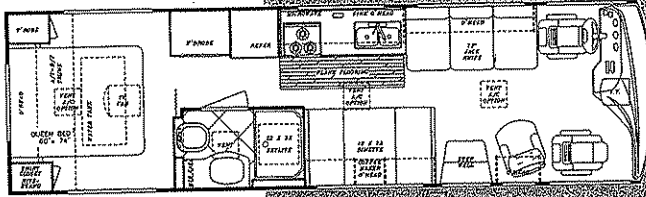


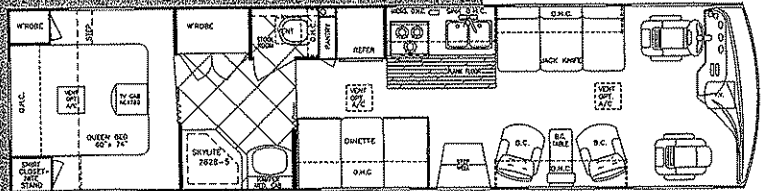
# Sun Voyager



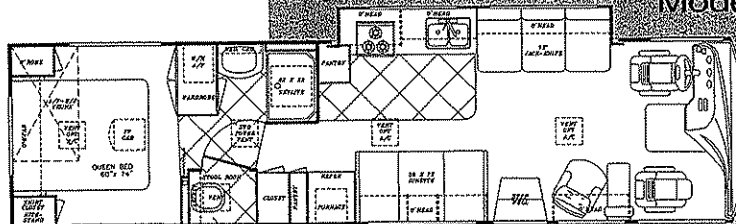
## GAS MODELS



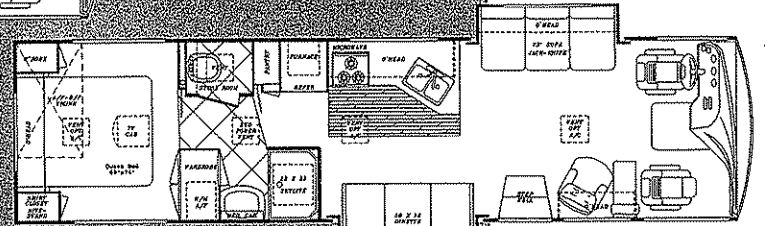
Model 8314 MXG (Approx. 31'-5" x 101" Wide)



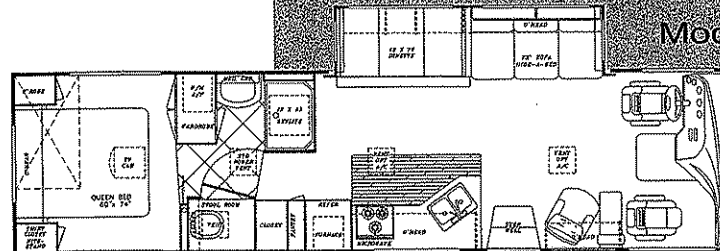
Model 8334 MXG (Approx. 34'-6" x 101" Wide)



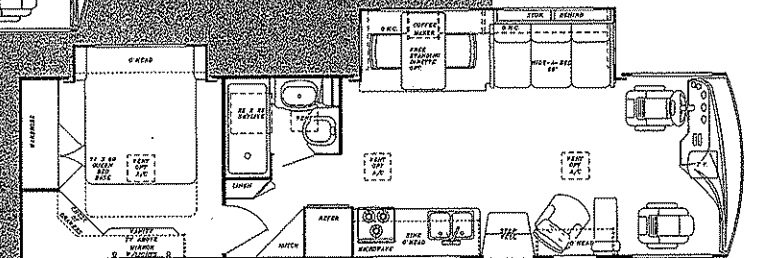
Model 8347 MXG (Approx. 34'-8" x 101" Wide)



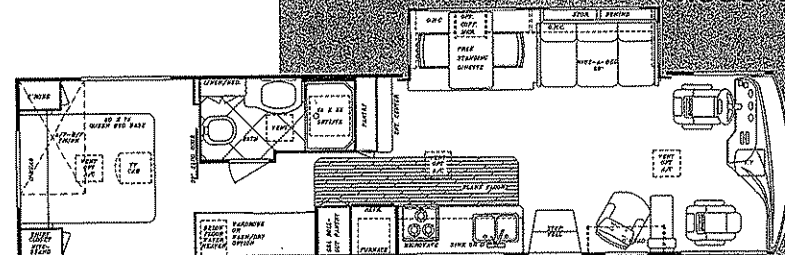
Model 8348 MXG (Approx. 34'-11" x 101" Wide)



Model 8350 MXG (Approx. 34'-8" x 101" Wide)



Model 8354 MXG (Approx. 34'-6" x 101" Wide)



Model 8362 MXG (Approx. 36'-5" x 101" Wide)



# Sun Voyager

GAS MODELS	8314	8334	8347	8348	8350	8354	8362
<b>FORD Chassis:</b>	V-10	V-10	V-10	V-10	V-10	V-10	V-10
Wheelbase	190"	228"	228"	228"	228"	228"	208"+43"
GVWR (lbs.)	18,000	18,000	20,500	20,500	20,500	20,500	20,500
Front Gross Axle Wt. Rating	7,000	7,000	7,000	7,000	7,000	7,000	7,000
Rear Gross Axle Wt. Rating	11,000	11,000	13,500	13,500	13,500	13,500	13,500 (tag)
<b>CHEVROLET Chassis:</b>							
Engine (HP)	454	N/A	N/A	N/A	N/A	N/A	N/A
Wheelbase	190"	---	---	---	---	---	---
GVWR (lbs.)	16,500	---	---	---	---	---	---
Front Gross Axle Wt. Rating	5,500	---	---	---	---	---	---
Rear Gross Axle Wt. Rating	11,000	---	---	---	---	---	---
<b>DIMENSIONS:</b>							
Overall Length	31' 5"	34' 6"	34' 8"	34' 11"	34' 8"	34' 6"	36' 8"
Overall Height w/Roof A/C	11' 11"	11' 11"	11' 11"	11' 11"	11' 11"	11' 11"	11' 11"
Overall Width	101"	101"	101"	101"	101"	101"	101"
Interior Height	83"	83"	83"	83"	83"	83"	83"
Interior Width	97"	97"	97"	97"	97"	97"	97"
<b>CAPACITIES:</b>							
Fresh Water Tank (Gal.)	50	75	75	75	75	50	75
Grey Holding Tank (Gal.)	50	50	50	50	50	50	50
Black Holding Tank (Gal.)	50	50	50	50	50	50	50
Water Heater w/DSI (Gal.)	6	6	6	6	6	10	6
LP Gas Tank (lbs.)	85	85	85	85	85	85	85
Fuel Tank (Gal.) Ford/Chevy	75/80	75	75	75	75	75	75
Furnace (BTU's)	40K	40K	40K	40K	40K	40K	40K

## Interior and Decor

- Natural Oak Cabinet Doors
- Solid Surface Countertops w/Deep Solid Surface Sink and Deluxe Sprayer Faucet
- 22" Metal Drawer Guides w/Nylon Rollers
- Silverware Drawer and Drawer Front
- Nearly 7' of Interior Ceiling Height
- Residential Sized Cabinets and Overheads
- Windshield Privacy Drape
- Deluxe Furniture
- 3-Way Driver & Passenger Seats
- Deluxe Carpet w/Pad
- Coordinated Bedspread & Shams
- Lighted Closets
- Decorator Mirror (where available)
- Generous Overhead Storage
- Day/Night Shades

## Electrical Systems

- Easy-Access Dual Battery System
- 12-volt, 45-Amp Converter
- Electric Supply Cord
- Electric Overload Protection
- Automotive-Type, Color-Coded Wiring
- Lighted Entry & Aisle Lights
- Directional Reading/Map Lights
- Battery Disconnect

## Exterior and Construction

- "Cradle of Strength" Construction:
  - Formed Steel Sub-Floor Truss Structure
  - Insulated Floors w/Virtually Seamless Weyerhaeuser Structurwood Decking
  - Vacuum-Bond Laminated 2" Thick Sidewall Construction w/Seamless Fiberglass
- High-Density Block Foam Insulation Throughout Sidewalls and Roof
- Radiused Laminated Rubber Roof w/Tubular Metal Rafters
- Molded Roof Brick Insulation in Roof, Surrounding Ducted Roof A/C Vents
- Heated & Fully Enclosed Holding Tanks
- Automotive-Style Bumpers
- Generous Pass-Through Basement Storage, Including a Full-Width Rear Trunk Area
- Hinged Exterior Storage Doors
- Tri-Mark Exterior Storage Compartment Latches & Locks
- Fully Welded Steel Firewall
- Below Floor Storage Area's are Constructed of Galvanized Steel (not plywood or plastic)
- Deluxe Exterior Paint Graphics (tape accents)
- Protective Vinyl Front Bra

## Bath and Water

- Demand Water System
- City Water Hook-Up
- Deep Solid Surface Sink (Kitchen)
- Sink Covers
- Residential Rectangular Shower (most models)
- Mirrored Medicine Cabinet
- Super-Flow Manifold Water Distribution System
- Deluxe Pedal Stool w/Sprayer
- Sky Dome Over Shower
- Glass Shower Enclosure

## Appliances

- 3-Burner High-Performance Range
- Lighted Power Range Hood
- Double Door, 2-Way Refrigerator
- Large Microwave Oven (Opt.)

## Heating & A/C

- Ducted Furnace w/Elect. Ignition (40,000 BTU's)
- Pre-Wired for Ducted Roof A/C