



# EMPRESS LIMITED EDITION 2002



EMPRESS LIMITED EDITION 2002



*The New Standard in Luxury*





# CLASSIC STYLING, COMPLETE COMFORT

No matter where the road takes you, you'll always be surrounded by luxury when you choose the Empress Limited Edition. This splendid motorhome starts with the already elegant and celebrated Empress model and takes it a step further.

Crafted with absolute top of the line materials, the interior boasts rich ultra leather upholstery, heated ceramic tile flooring, sculptured cabinetry, and deluxe fixtures. The impressive 38 foot body and slide outs are built on a formidable Freightliner chassis and powered by a Caterpillar 330HP Turbo Diesel engine. Nothing was spared in the construction, which you'll appreciate on especially long trips.



Inside, you'll find the features, options, and amenities of home, to comparable standard. An oak table and chairs, 32" and 20" TVs, central vacuum unit, and microwave/convection oven are a mere few of the features you'll enjoy.

Uncompromising attention to style and a focus on your complete and total comfort are the touchstones of the introductory 2002 Empress Limited Edition.





# YOU DESERVE THE BEST

FOLLOW YOUR DREAMS. COAST IN THE

STYLE YOU DESERVE AND EXPERIENCE

THE FREEDOM YOU HAVE EARNED.

TRAVEL JUST DOESN'T GET MUCH

BETTER THAN THIS.




The generous sized bedroom also includes a remote 20" TV, CD player/alarm clock, and well lit flip up vanity with storage compartments.

# STANDARDS AND OPTIONS

S = Standard    O = Option


VEHICULAR	
Air Brakes c/w Slack Adjusters	S
Air Horns	S
Air Suspension c/w Bilstein Shock Absorbers	S
Allison 3000 MH Six Speed Automatic Transmission c/w Lock Up	S
Alternator 160 Amp	S
Aluminum Wheels	S
Automatic HWH Leveling System c/w Auto Air Dump	S
Automotive Undercoating	S
Battery Boost Switch (Coach to Chassis Batteries)	S
Battery Selector Switch for Radio	S
Block Heater (1000 W)	S
Chassis - Freightliner c/w Caterpillar 330 HP Turbo Diesel (XC Series)	
Raised Rail - Independent Front Suspension - Side Radiator 	S
Chassis Air Conditioner	S
Cockpit Ventilating Fans	S
Cruise Control	S
Dash Mounted Directional Compass with Exterior Temperature Readout	S
Driver Door c/w Power Window	S
Driver/Passenger Floor mats	S
Exhaust Brake	S
Halogen Automotive Driving Lights	S
Halogen Styled Headlights	S
Heated Remote Power Mirrors	S
High Mount Stoplight - LED Long Life	S
Integrated Fiberglass Bumpers - Steel Reinforced	S
Radial Tires - Michelin 275/80R22.5XZE	S
Rust Protection	O
Trailer Hitch Receiver w/ wiring and plug - Class III	S
Transmission Cooler (Freightliner Supplied)	S
VIP Steering Wheel with Leather Cover, Wiper and Washer Controls, and Tilt/Telescopic	S
Wet Arm Windshield Wipers c/w Intermittent Function	S


CONSTRUCTION	
Aluminum Baggage Doors c/w Gas Struts and Slam Latches	S
Domed EPDM Roof	S
Fiberglass Molded Front & Rear Masks	S
Lined and Lighted Baggage Compartments	S
Steel Cab Floor, Firewall and Dash Structure	S
Thermal Break Window System with "Low E"	S
Vacuum Bonded Aluminum Framed Insulated Sidewall & Roof Construction	S
Vacuum Bonded Gelcoat Fiberglass Sidewalls	S
Vacuum Bonded Steel Framed Insulated Floor Construction	S


COACH EXTERIOR	
Concealed Locking Fuel Fill Access On Both Sides	S
Dead Bolt Door Lock	S
Deluxe Patio Lights (2)	S
Docking Lamps (2 Side, 2 Rear)	S
Electric Retractable Entry Step	S
Entry & Driver Door Assist Handles (Interior Mounted)	S
Exterior Ladder c/w Detachable Lower Section	O
Exterior Shower	S
Full Body Exterior Paint with Clear Coat 	S
Screened Entry Door	S

COACH INTERIOR	
"Canadian Maple" Cabinetry with Maple Fridge Inserts	O
Automotive "Soft Touch" Headliner	S
Bed Slide Out with Rear Wardrobe and Make Up Table 	S
Courtesy Floor Lamps	S
Dash Mounted Computer Tray	O
Day/Night Pleated Shades c/w Bedroom Blackout	S
Decorative Bedsread c/w Throw Pillows	S
Decorative Mirrors	S
Domed Interior Ceiling	S
Dual Roller Glide Drawers c/w Travel Lock	S
Easy Under bed Storage/Engine Access c/w Gas Struts	S
Insulated Vent Covers	O
Keylock Safebox	S
Pneumatic Powered Front Step Cover	S
Power Driver's Sun Visor	O
Sculptured Solid Oak Panel Cabinet Doors	S
Side Driver & Passenger Roller Blinds	S
Skylight in Living Area	O
Slide Out Drawer Option in Washer /Dryer Cabinet (N/A with Washer/Dryer Option)	O
Southco Snap locks on all Cabinet Doors	S

FURNITURE	
Booth Dinette With Slide Out Drawers	O
Cloth Easy Bed on Drivers Side	S
Cloth Hide-A-Bed on Drivers Side (must be ordered with Ultra Leather Recliner Option on Passengers Side)	O
Flexsteel Versaflex lounge on driver's side	O
Mattress - Residential Quality Queen Bed (60" x 80")	S
Mattress Upgrade	O
Solid Surface Table c/w Oak Chairs	S
Ultra Leather Easy Bed Passenger Side	S
Ultra Leather Recliner with Refreshment Center c/w Flip Table In Lieu of Ultra Leather Easy Bed on Passenger Side	O
Ultra Leather Swivel Power Drivers & Passengers Captain Chairs with Integral Seat Belts	S

GALLEY FEATURES	
Coffee Maker	S
Deluxe Faucets	S
Two Door Fridge c/w Ice Maker, Gas/Electric (10 cu. Ft. over/under)	S
Gas Oven	O
Microwave/Convection Oven c/w Range Hood (OTR)	S
Recessed Bi-fold Range Cover	S
Recessed Cooktop c/w High Output Burner (Sealed Burners)	S
Recessed Solid Surface Sink	S
Sculptured Oak Panel Fridge Inserts	S
Side by Side 12 cu. Ft. Refrigerator c/w Ice Maker, Gas/Electric	O
Solid Surface Countertop c/w Matching Cutting Board Sink Covers	S
Thermostatically Controlled Fan (In Living Area)	S
Thermostatically Controlled Heated Ceramic Tile Flooring 	S
Water Purifier	S

LAVATORY FEATURES	
Aurora China Toilet c/w Water Saver With Sprayer	S
Deluxe Faucets	S
Enclosed Fiberglass Garden Tub	S
Prep. Package for Washer/Dryer	S
Skylight - Shower Compartment	S
Solid Surface Countertop and Basin	S
Thermostatically Controlled Fan	S
Thermostatically Controlled Heated Ceramic Tile Flooring 	S

ENTERTAINMENT	
AC 20" Color Stereo TV c/w Remote in Bedroom	S
AC 32" Color Stereo TV c/w Remote in Entertainment Cabinet Rear of Slide Out 	S
AM/FM CD in Dash Stereo	S
CB Antenna	O
DHS Mobile Theatre System with Premium AM/FM CD Stereo with 8 Stack CD Changer 	S
Exterior 20" AC - TV in Baggage Compartment c/w Slide-out Tray	O
Exterior AM/FM - CD Stereo	O
Exterior Telephone & Cable TV Hookup	S
Premium AM/FM Cassette Stereo with 8 Stack CD Changer	O
Satellite Dish Prewire (with 12V Power)	O
Separate AM/FM CD Stereo in Bedroom c/w Alarm	S
TV Antenna c/w Booster and "Antenna Up" light on Dash	S
Video Cassette Recorder	S
Video System Master Control	S



# SPECIFICATIONS

## SYSTEMS

110V/12V Receptacles in Baggage Compartment (Freezer Prep)	S
2000 Watt Inverter c/w 100 Amp Charger (Power to TV, VCR, Dinette Plug, Lavatory Plug, Coffee Maker, Computer Tray & Microwave)	S
3-Way Water Pump Switching	S
40,000 BTU Furnace c/w Electronic Ignition	S
4x 6V Deep Cycle Auxiliary Battery c/w Slide Out Battery Tray	S
50 Amp Electrical Service c/w Energy Management System	S
Alarm System c/w 2 Motion Detectors	O
Bi Directional Isolator Relay Delay (BIRD) Battery Charging System	S
Black Tank Flush System	S
Central Vacuum With Outlet in Baggage Compartment	S
Color Rearview Camera/Monitor mounted in Dash	S
Dry Chemical Fire Extinguisher	S
Dual Ducted 13,500 BTU Roof Air Conditioners(2)	S
Dual Rear Auxiliary Automotive Heaters c/w Electric Valve	S
Easy Access Propane Tank	S
Electronic Battery Disconnect (Coach Batteries)	S
Electronic Ignition Gas/Electric/Motoraid Water Heater (10 Gal)	S
Electronic Smoke, LP and CO Detectors	S
Enclosed, Insulated, Dual Heated Fresh Water & Waste Holding Tanks	S
Full Height Utility Module Access Door	S
Generator 7.5 KW Onan Quiet Diesel with Air Assist Slide out	O
Generator Ready	S
Gravity Fill Fresh Water Tank	S
Slide Out Freezer 1.38 Cu Ft (AC/DC)	O
Solar Panel Prewire	O
Swing out underbody sewer hose holder	S
Washer/Dryer (vented)	O
Winterization System c/w Potable Antifreeze Pick Up Tank	S

Factory P.D.I. O

Product improvement is a continuing process at Triple E Recreational Vehicles. Thus we reserve the right to change specifications on any or all products without prior notice; errors and omissions excepted. Triple E Recreational Vehicles is under no obligation to undertake modification to units manufactured prior to changes on specifications.

GVWR-LBS(KG)	31,000(14091)
UVW-LBS(KG)	24764(11256)
NCC-LBS(KG)	6236(2834)
WHEELBASE-IN(mm)	252"(6400)
LENGTH-FT(mm)	38'6"(11735)
WIDTH-FT(mm)	8'4"(3657)
HEIGHT Incl.A/C-FT(mm)	12'3" (3734)
**WATER TANK CAP.-GAL(L)	102(386)
HOLDING TANK CAP GREY-GAL(L)	57(216)
HOLDING TANK CAP. BLACK-GAL(L)	57(216)
FUEL CAP.-GAL(L)	100(379)
PROPANE CAP.-GAL(L)	32(121)
CHASSIS	FREIGHTLINER (XC Series)
TRANSMISSION	ALLISON 3000MH
ENGINE	CAT 330HP Turbo Diesel

\*\*-Includes 10gal Water Heater

## GVWR

GROSS VEHICLE WEIGHT RATING means the maximum permissible weight of this motorhome. The GVWR is equal to or greater than the sum of the unloaded vehicle weight (UVW) plus the net carrying capacity (NCC).

## UVW

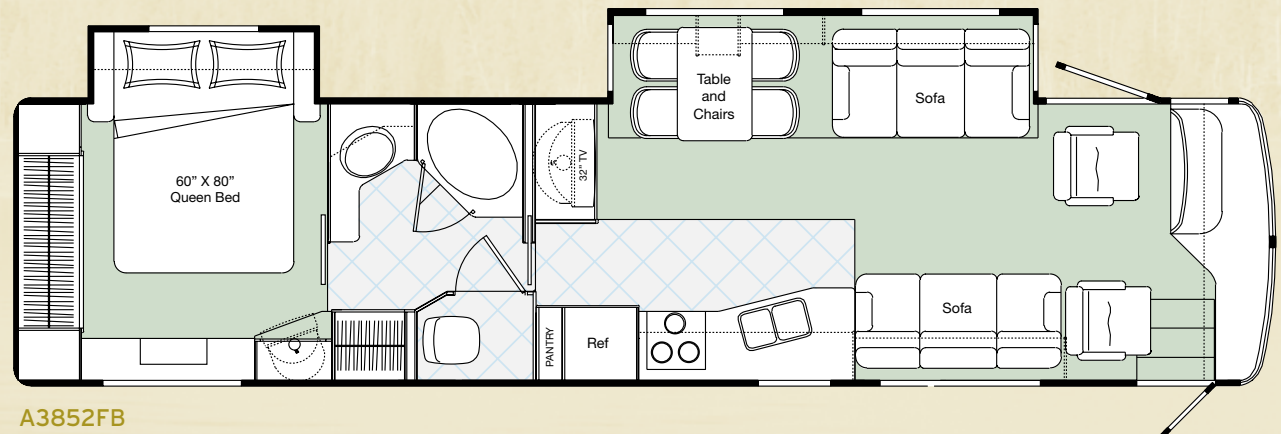
UNLOADED VEHICLE WEIGHT means the weight of the motorhome as built at the factory with full fuel, engine oil, and coolants. The UVW does not include cargo, fresh water, LP gas, occupants, factory or dealer installed accessories.

## NCC

NET CARRYING CAPACITY means the maximum weight of all occupants, including the driver, personal belongings, food, fresh water, LP gas, tools, tongue weight of towed vehicle, factory and dealer installed accessories, etc., that can be carried by this motorhome. (NCC is equal to or less than GVWR minus UVW.)

*NOTE: Please see your dealer for weights of factory installed options.*

## FLOORPLAN



A3852FB

# TRIPLE E QUALITY

A Triple E Empress Limited Edition motorhome is a combination of first-class materials and quality controlled construction.

Built with a solid foundation, integrity is never compromised – inside and out.

Exteriors are virtually maintenance free and abrasion resistant. The domed roof allows for quick water run-off and an EPDM membrane both serves to protect against leaks and contributes to energy-efficiency.

Cabinetry is constructed with screws rather than staples to ensure structural integrity and durability. Both strong and moisture repellent, the solid oak doors are a front to ample storage space.

Designer interior decors are a mixture of style and functionality – with quality fabrics developed to handle years of wear while meeting or exceeding flame retardant standards.

All Triple E products are built to CSA (Canadian Standards Association) or RVIA (Recreational Vehicle Industry Association) Standards. Triple E was one of the first RV manufacturers to obtain the ISO 9002 certification – your assurance of the careful construction and high quality materials that are part and parcel of every Triple E Recreational Vehicle.



MAKE SURE YOU VISIT OUR WEBSITE AT [www.tripleerv.com](http://www.tripleerv.com)

Triple E is proud to offer a

## 2 YEAR LIMITED WARRANTY

on structure as well as most major components.

Please see your dealer for further details.



This combination of labels assures the purchaser that the manufacturer has met or surpassed CSA-CRVA-RVIA standards covering electrical services, gas services, plumbing services, and vehicular safety.

Empress Limited Edition motorhomes exceed 96 inches in width. In some states 96 inches is the maximum width of vehicles travelling some or all state roads. It is the responsibility of the owner to be familiar with the road usage laws of the states in which you travel.

## COACH NET

Triple E is a proud partner of Coach Net, an extensive support program that provides complete and fully paid roadside assistance, emergency road service, and special warranty support benefits that follow you throughout Canada and the US. Service is free for the first year of ownership and is available at a nominal fee for subsequent years.

Coach Net's 24-hour Customer Care includes:

- Emergency roadside assistance including tow vehicle
- Toll free technician hotline for operation and service support
- Toll free nationwide service appointment assistance
- Free custom trip routing and color maps
- Warranty service at over 6,800 locations throughout North America
- Benefits such as free jump starts, tire changes, fuel delivery, and lock out service

Brochure pictures may be shown with optional equipment.



P.O. Box 1230, Winkler, MB  
Canada R6W 4C4  
Tel: (204) 325-4361  
Fax: (204) 325-5241  
[www.tripleerv.com](http://www.tripleerv.com)

Experience the Difference