



# REGENCY

2002



REGENCY 2002

*Let life in the fast lane pass by*



# THE FREEDOM TO ROAM

CHASE THE SUN. LIVE FOR THE MOMENT.

FOLLOW YOUR INSTINCTS AND EMBRACE

THE ROAD. TAKE THE TIME TO SEE THE

SIGHTS CLOSE UP, IN COMFORT, AND AT

YOUR OWN PACE. BRING BACK SOUVENIRS

FROM YOUR TRAVELS OR RELY ON THE

MEMORIES YOU CREATE.





In the spirit of affordable adventure, Triple E presents the 2002 Regency. A Class “C” Motorhome with endless appeal, the Regency’s comfortable drivability may make it difficult to stay put.

You can count on the Ford 6.8L V10 engine to get you where you need to go, and in style – thanks to the Regency’s attractive exterior design. Inside, choose from a variety of floor-plans and interior decors as well as selecting the options that best suit your needs including a 4 kilowatt generator, stereo with eight stack CD changer, or microwave oven. In addition, our XL special option package will help you extend the RV season with enclosed, insulated, and heated holding tanks, thermal pane windows, an electric entry step and more.



REGENCY MAKES THE RECREATIONAL VEHICLE  
LIFESTYLE ACCESSIBLE WITHOUT THE  
SACRIFICES, SO YOU CAN PURSUE YOUR  
DREAMS WITH PEACE OF MIND.



# LOOKS ARE IMPORTANT



TRANQUIL BLUE



WOODLAND PLUM



SILVER BIRCH




The Regency is equipped with Filon filoplated smooth exterior sidewalls. These panels are extremely dent and weather resistant and keep your coach looking its best for years.




ALONG WITH YOUR CHOICE OF FLOOR PLANS AND A HOST OF OPTIONS, FURTHER CUSTOMIZE YOUR MOTORHOME WITH ONE OF THREE DISTINCT INTERIOR DESIGN SCHEMES. SELECTED BY A GROUP OF PROFESSIONALS, THE COMBINATIONS SKILLFULLY COORDINATE UPHOLSTERY, CARPETING, AND WINDOW TREATMENTS.






Exterior storage is a priority with our designers.



Raised oak cabinet doors enhance the rich oak finish cabinetry.



Keep things powered up with an optional 4 kilowatt generator.

The Regency's bright living area is enhanced by oak cabinetry, and is suitable for both entertaining and relaxing.

Features such as extendable counter space and a pass through storage compartment will afford you the space you need, while other standards such as air conditioning and swivel cocktail chairs will keep you as comfortable as possible.

For your enjoyment, the standard Regency includes an in dash AM/FM stereo with CD player as well as cable TV hookup. Consider the optional cab over entertainment console with 20-inch TV.

To keep your travels hassle free, you'll appreciate the cruise control, tilt steering, power seats, power windows and locks, and large retractable side view mirrors.



You won't have to leave much behind considering the large bicycle storage in the Regency C243.



# STANDARDS AND OPTIONS

S = Standard    O = Option    🇨🇦 New for 2002

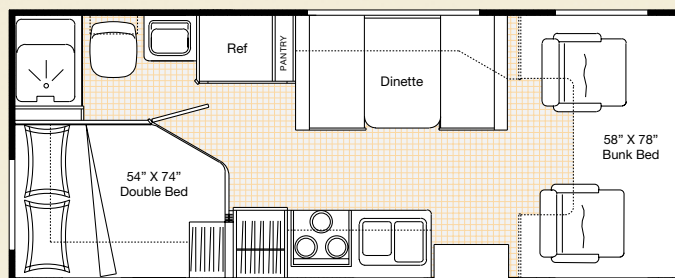

	C22	C24	C243	C28
<b>VEHICULAR</b>				
Automotive Styled Exterior Mirrors	S	S	S	S
Chassis Undercoating	S	S	S	S
Continental Cover for Spare Tire (included in XL Package)	O	O	O	-
Ford Chassis 11,500 GVW, E-350, 6.8l EFI V-10	S	-	-	-
Ford Chassis 14,050 GVW, E-450, 6.8l EFI V-10	-	S	S	S
Ford Chassis 14,050 GVW, E-450, 7.4 L. Powerstroke Diesel	-	O	O	O
Power Driver's Seat	S	S	S	S
Power Windows and Power Door Locks	S	S	S	S
Rear Airbag Assist Suspension	O	O	O	O
Spare Tire - Crank Down Underfloor Mount	-	-	-	S
Spare Tire/Carrier c/w Vinyl Cover (C22,C24,C243)	S	S	S	-
Trailer Hitch Receiver c/w Wiring - 350/3500 lb	S	S	S	S
Wheel Discs	S	S	S	S
Wheel Simulators	O	O	O	O
<b>CONSTRUCTION</b>				
Aluminium Framed/Vacuum Bonded Insulated Wall and Roof Construction	S	S	S	S
Front Cab Over Window	O	O	O	O
FRP "Filon" Sidewalls	S	S	S	S
One Piece EPDM Roof	S	S	S	S
Steel Framed Vacuum Bonded Insulated Floor Construction	S	S	S	S
Tinted Radius Corner Windows	S	S	S	S
<b>EXTERIOR</b>				
Electric Step (Included in XL Package)	O	O	O	O
Fiberglass Flares & Running Boards c/w Automotive Trim	S	S	S	S
High Mounted Rear Stop Light - LED Long Life	S	S	S	S
Pass Through Storage	-	-	-	S
Porch Light	S	S	S	S
Rear Bumper c/w Aluminium Bumper Cover (N/A with XL Package)	S	S	S	S
Roof Rack & Ladder	O	O	O	O
<b>INTERIOR</b>				
Bedroom TV Shelf (C28 only)	-	-	-	O
Carpeted Bedroom & Living Areas (C28 only)	-	-	-	S
Color Coordinated Bedroom Group	S	S	S	S
Oak Finished Cabinet Construction	S	S	S	S
Pleated Shades	S	S	S	S
Privacy Drapes - Cab & Bedroom (Cab Only on C28)	S	S	S	S
Raised Oak Cabinet Doors	S	S	S	S
Storage Cabinets on Sides of Overhead Bunk 🇨🇦	S	S	S	S
Venetian Blind in Galley	S	S	S	S
Vinyl Flooring in Galley	S	S	S	S
<b>FURNITURE</b>				
Booth Dinette with 5" Foam Cushions	S	S	S	S
Sofa (Jackknife- 66") c/w Drawer in Lieu of Cocktail Chairs and Flip Table (C28 only)	-	-	-	O
Twin Beds (C28 only)	-	-	-	O

	C22	C24	C243	C28
<b>GALLEY</b>				
Accugage Monitor Panel 🇨🇦	S	S	S	S
Acrylic Galley Sink c/w Cutting Board	S	S	S	S
Bi-Fold Range Cover	O	O	O	O
Lighted Power Range Hood	S	S	S	S
Microwave Oven	O	O	O	O
Three Burner Range/Oven c/w High Output Burner	S	S	S	S
Two Door Fridge - LP/ Electric (6 cu. ft.)	S	S	S	S
<b>LAVATORY</b>				
Marine Toilet	S	S	S	S
Power Bath Vent	S	S	S	S
<b>ENTERTAINMENT</b>				
13" Color AC/DC TV	O	O	O	O
AM/FM CD Dash Stereo	S	S	S	S
AM/FM/Cassette c/w 8 Stack CD Changer	O	O	O	O
AM/FM/Cassette Dash Stereo	O	O	O	O
Cab Over Entertainment Console with 20" AC TV and Slide out				
Single Bed (N/A with Diesel Option)	O	O	O	O
TV Antenna	O	O	O	O
<b>SYSTEMS</b>				
6 Gallon Electronic Ignition Water Heater	S	S	S	S
13,500 BTU Roof Air Conditioner	S	S	S	S
25 ft. Power Cord	S	S	S	S
31,000 BTU Furnace	S	S	S	S
4.0 KW Generator	O	O	O	O
Bi-Directional Isolator Relay Delay (BIRD) Battery Charging 🇨🇦	S	S	S	S
Black Tank Flush 🇨🇦	S	S	S	S
Dry Chemical Fire Extinguisher	S	S	S	S
Electronic Smoke, LP and CO Detectors	S	S	S	S
Exterior Cable TV Hook-up	S	S	S	S
Generator Ready Package	O	O	O	O
GFI Patio 110 V Receptacle	S	S	S	S
Magnetec Power Converter c/w Battery Charger	S	S	S	S
Rear Auxiliary Heater (Included in XL Package)	O	O	O	O
Second RV Coach Battery	O	O	O	O
Thermostatically Controlled Ceiling Fan (Cab Over Bunk)	O	O	O	O
Water Heater By-Pass Valve	S	S	S	S
Factory PDI	O	O	O	O
<b>SPECIAL OPTIONS PACKAGE</b>				
XL PACKAGE INCLUDES:	-	O	O	O
Continental Tire Cover (C24, C243)				
Electric Step, Enclosed, Insulated & Heated Holding Tanks, Fabric Headliner				
Fiberglass Front Mask, Fiberglass Rear Mask, Light Package in Baggage				
Compartments, Painted Skirts, Radius Baggage Doors, Radius Entrance Door				
Rear Auxiliary Heater, Slide Out Battery Tray, Thermal Pane Windows				

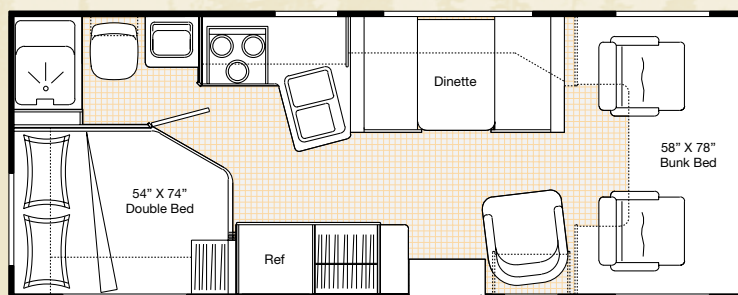


# SPECIFICATIONS

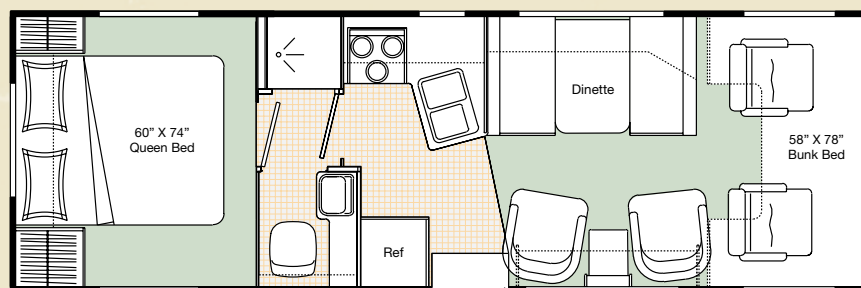
## FLOORPLANS



C22



C24/C243



C28

	C22	C24
GVWR - lbs (kg)	11500(5216)	14050(6373)
UVW - lbs (kg)	9167(4158)	9558(4336)
NCC - lbs (kg)	2333(1058)	4492(2037)
Engine	6.8L V10 Triton	6.8L V10 Triton
Wheelbase - inches (mm)	158(4013)	158(4013)
Length - feet (mm)	22'11"(6985)	24'3"(7391)
Width - feet (mm)	8'4"(2534)	8'4"(2534)
Height Incl. A/C - feet (mm)	10'8"(3251)	10'8"(3251)
* Water Tank Cap. - gal (l)	36(137)	36(137)
Holding Tank Cap. - gal (l)	64(243)	64(243)
Fuel Capacity - gal (l)	55(208)	55(208)
Propane Capacity - gal (l)	17.5(66)	17.5(66)
	C243	C28
GVWR - lbs (kg)	14050(6373)	14050(6373)
UVW - lbs (kg)	9558(4336)	10666(4838)
NCC - lbs (kg)	4492(2037)	3384(1535)
Engine	6.8L V10 Triton	6.8L V10 Triton
Wheelbase - inches (mm)	158(4013)	190(4826)
Length - feet (mm)	24'3"(7391)	28'7"(8712)
Width - feet (mm)	8'4"(2534)	8'4"(2534)
Height Incl. A/C - feet (mm)	10'8"(3251)	10'8"(3251)
* Water Tank Cap. - gal (l)	36(137)	36(137)
Holding Tank Cap. - gal (l)	64(243)	64(243)
Fuel Capacity - gal (l)	55(208)	55(208)
Propane Capacity - gal (l)	17.5(66)	17.5(66)
* - Includes 6 gallon Water Heater		(All capacities in U.S. gallons)

### GVWR

GROSS VEHICLE WEIGHT RATING means the maximum permissible weight of this motorhome. The GVWR is equal to or greater than the sum of the unloaded vehicle weight (UVW) plus the net carrying capacity (NCC).

### UVW

UNLOADED VEHICLE WEIGHT means the weight of the motorhome as built at the factory with full fuel, engine oil, and coolants. The UVW does not include cargo, fresh water, LP gas, occupants, factory or dealer installed accessories.

### NCC

NET CARRYING CAPACITY means the maximum weight of all occupants, including the driver, personal belongings, food, fresh water, LP gas, tools, tongue weight of towed vehicle, factory and dealer installed accessories, etc., that can be carried by this motorhome. (NCC is equal to or less than GVWR minus UVW.)

NOTE: Please see your dealer for weights of factory installed options.

Product improvement is a continuing process at Triple E Recreational Vehicles. Thus we reserve the right to change specifications on any or all products without prior notice; errors and omissions excepted. Triple E Recreational Vehicles is under no obligation to undertake modification to units manufactured prior to changes on specifications.

# TRIPLE E QUALITY

A Triple E Regency Motorhome is a combination of first-class materials and quality controlled construction.

Built with a solid foundation, integrity is never compromised – inside and out.

Exteriors are virtually maintenance free and abrasion resistant. The domed roof allows for quick water run-off and an EPDM membrane both serves to protect against leaks and contributes to energy-efficiency.

Cabinetry is constructed with screws rather than staples to ensure structural integrity and durability. Both strong and moisture repellent, the solid oak doors are a front to ample storage space.

Designer interior decors are a mixture of style and functionality – with quality fabrics developed to handle years of wear while meeting or exceeding flame retardant standards.

All Triple E products are built to CSA (Canadian Standards Association) or RVIA (Recreational Vehicle Industry Association) Standards. Triple E was one of the first RV manufacturers to obtain the ISO 9002 certification – your assurance of the careful construction and high quality materials that are part and parcel of every Triple E Recreational Vehicle.



Triple E is proud to offer a

## 2 YEAR LIMITED WARRANTY

on structure as well as most major components.

Please see your dealer for further details.



This combination of labels assures the purchaser that the manufacturer has met or surpassed CSA-CRVA-RVIA standards covering electrical services, gas services, plumbing services, and vehicular safety.

Regency motorhomes exceed 96 inches in width. In some states 96 inches is the maximum width of vehicles travelling some or all state roads. It is the responsibility of the owner to be familiar with the road usage laws of the states in which you travel.

Brochure pictures may be shown with optional equipment.



MAKE SURE YOU VISIT OUR WEBSITE AT [www.tripleerv.com](http://www.tripleerv.com)



P.O. Box 1230, Winkler, MB  
Canada R6W 4C4  
Tel: (204) 325-4361  
Fax: (204) 325-5241  
[www.tripleerv.com](http://www.tripleerv.com)

Experience the Difference