

TOPAZ 06



TOPAZ 06

Kick your shoes off and relax.

Imagine life on the road with all of the conveniences of home. We have, and we let that idea inspire us in the creation of Topaz.

From its large galley with abundant natural light and counter space, to its spacious living area (which can convert to a second bedroom on some models), Topaz gives you all the room and special comforts you want in an RV.

Better still, Topaz's boasts the attention to detail and commitment to quality that Triple E has become famous for. So after a hard day on the road stretch out and unwind — you've arrived in Topaz.



F254SS Shown with Structure Decor



Topaz's thoughtfully designed master bedroom is large enough to fit 60" x 80" queen sized bed (select models). Overall, Topaz can be configured to sleep up to six people making it perfect for both couples and families.

Keep all of your cooking supplies neatly stored and out of site in Topaz's tuck away pantry – available on some models.



The large, well appointed galley is highlighted by a new solid oak edged countertop for 2006 and an extra large acrylic deep-bowled sink.



Large "pass through" storage compartments are available on most models.

Have kids? Topaz's FS301RB model features a Jack and Jill bedroom with a separate window for each child.



Topaz's living area can be converted on some models to additional sleeping quarters thanks to a residential quality hide-a-bed. The living area's entertainment centre completes the comforts of home.

New for 06

- Gelcoat fiberglass front and rear mask
- Fabric wrapped headboard
- Enclosed, insulated and heated holding tanks now standard
- Optional customer value package

Fifth Wheel

The freedom to follow your heart.

If you have a passion for the open road Topaz was created with you in mind. Loaded with all of the comforts and amenities that you want, plus a number of nice little touches that you might not expect, Topaz lets you roam as far as your heart takes you confident in the knowledge that you have more than 40 years of Triple E experience building quality RVs riding with you. From its well-appointed and professionally styled master bedroom to its extra large exterior storage compartment, Topaz takes care of the details so that you can take full advantage of your time on the road.



T283FS Shown with Wrangler Decor

Topaz's bedroom provides a cozy retreat thanks to details like a fabric wrapped headboard and fabric window treatments.




Perfect for the kids, the Jack and Jill bedroom with its bunk beds is now standard on select models for 2006.



Relax, just like home – Topaz's comfortable living area can be upgraded to an optional recliner.



Select Topaz models have been equipped with this convenient laundry chute.



Topaz has been efficiently designed with lots of interior storage space.

Make Topaz even more like home with this optional solid oak freestanding table with matching slat back chairs.



New for 06

- XL package now standard
- 8 cu. ft. refrigerator
- 21" oven
- Home theatre with cube speakers
- China foot flush toilet

Travel Trailer

Colour Options

In addition to Topaz’s myriad of floor plan options, you can personalize your interior décor with one of four contemporary design schemes. Each motif has been selected by professional interior designers to skillfully coordinate upholstery, carpeting and window treatments for an overall effect that is both warm and inviting.




OAK CABINETY

All Triple E fifth wheels and travel trailers come standard with Filon’s FRP Plus high gloss exterior sidewalls – enhancing both appearance and durability.



Visit www.tripleerv.com for more information on available options.

	FIFTH WHEEL	TRAVEL TRAILER
EXTERIOR		

	GREAT PLAINS	WRANGLER	STRUCTURE	NIAGARA FALLS
SOFA				
BEDSPREAD				
ACCENT				
CARPET				

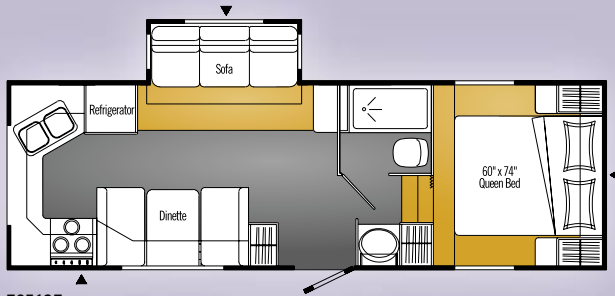
Floor Plans

CARPET

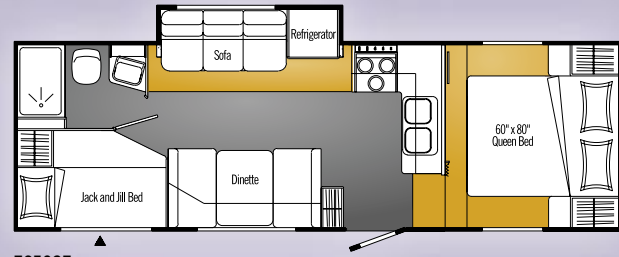
OPTIONAL
CARPET

LINOLEUM

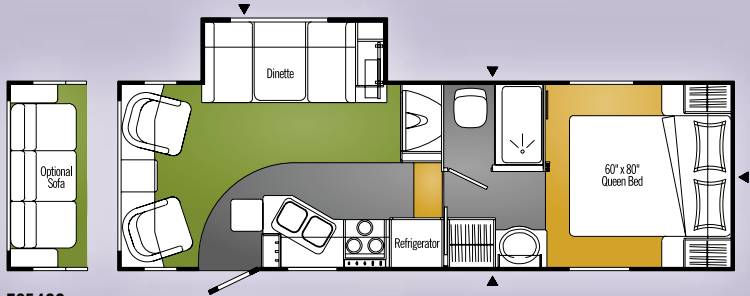
Fifth Wheel



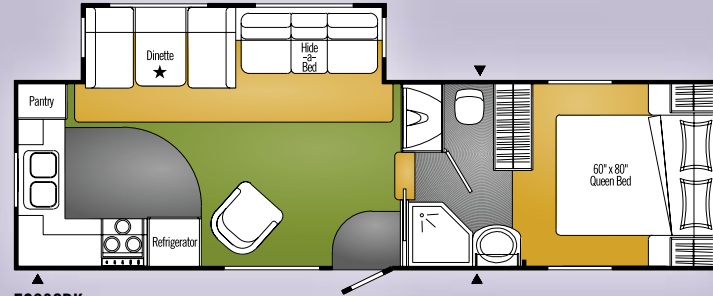
F251SF



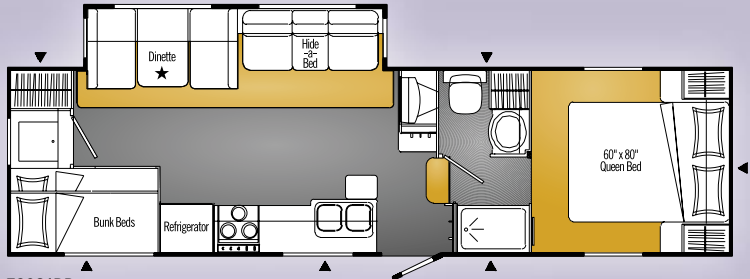
F253SF



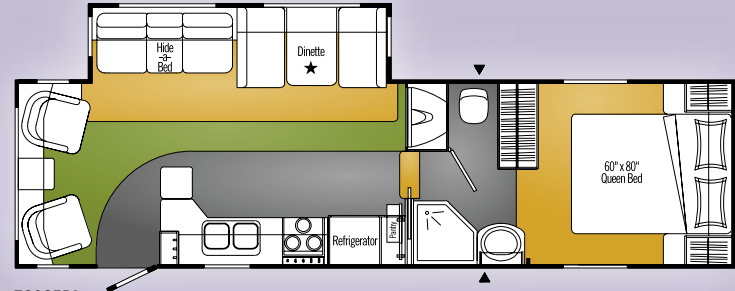
F254SS



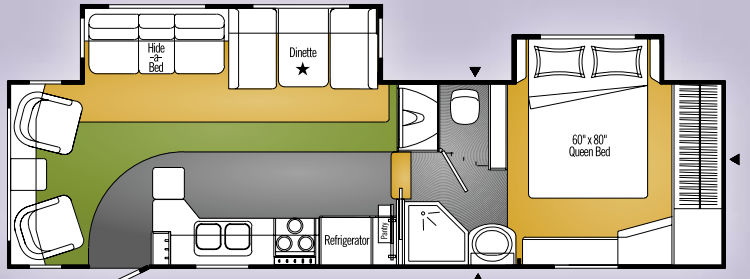
FS280RK



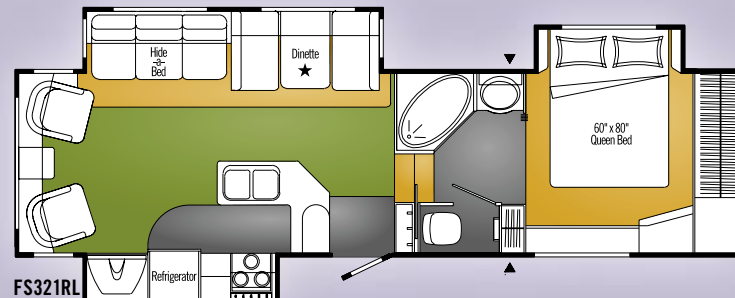
FS301RB



FS305RL



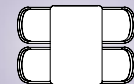
FS306RL



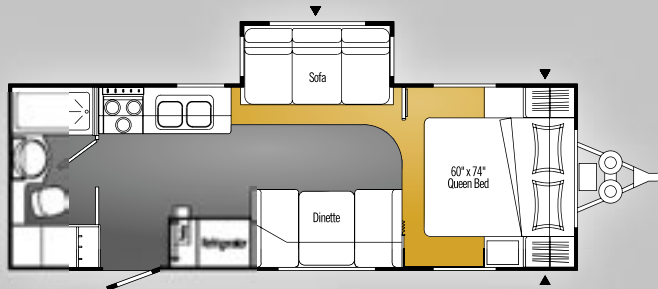
FS321RL

▲
EXTERIOR
STORAGE

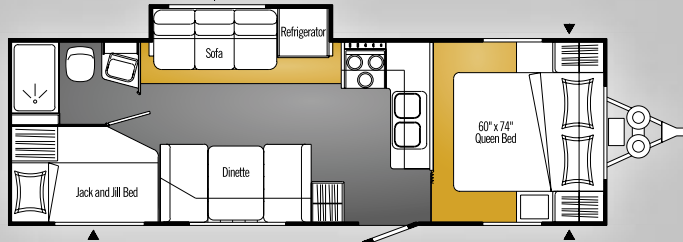
★
OPTIONAL TABLE
AND CHAIRS



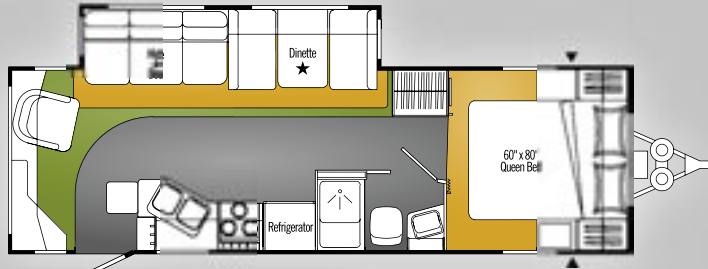
Travel Trailer



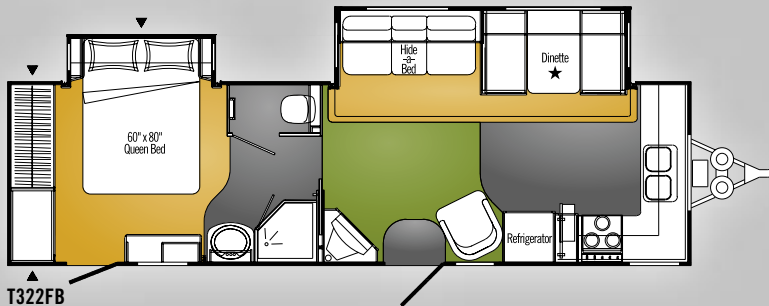
T262SS



T282SF



T283FS



T322FB

Specifications

TOPAZ 2006 FIFTH WHEEL	F251SF	F253SF	F254SS	FS280RK	FS301RB	FS305RL	FS306RL	FS321RL
GVWR	7,800	8,900	9,100	9,990	10,900	10,900	11,900	12,900
lbs. (kg)	(3 537)	(4 038)	(4 129)	(4 531)	(4 946)	(4 946)	(5 399)	(5 853)
UVW	5,997	7,238	7,522	8,965	8,418	8,623	9,170	10,088
lbs. (kg)	(2 720)	(3 284)	(3 413)	(4 068)	(3 819)	(3 911)	(4 160)	(4 577)
Hitch/Pin Weight	900	1,158	1,323	1,703	1,724	1,434	1,593	1,821
lbs. (kg)	(408)	(525)	(600)	(773)	(782)	(650)	(723)	(826)
NCC	1,803	1,662	1,578	1,935	2,482	2,277	2,730	2,812
lbs. (kg)	(818)	(754)	(716)	(878)	(1 127)	(1 035)	(1 239)	(1 276)
Tire Size	ST235/80R-16D	ST235/80R-16D	ST235/80R-16D	ST235/80R-16D	ST235/80R-16D	ST235/80R-16D	ST235/80R-16D	ST235/80R-16D
Length	25' 7"	25' 10"	25' 10"	29' 8"	30' 6"	30' 7"	30' 7"	31' 6"
ft. (mm)	(7 798)	(7 874)	(7 874)	(9 042)	(9 296)	(9 322)	(9 322)	(9 600)
Width	8'	8'	8'	8'	8'	8'	8'	8'
ft. (mm)	(2 438)	(2 438)	(2 438)	(2 438)	(2 438)	(2 438)	(2 438)	(2 438)
Height*	9' 8"	11' 4"	11' 7"	11' 9"	11' 9"	11' 9"	11' 9"	12' 1"
ft. (mm)	(2 945)	(3 454)	(3 531)	(3 582)	(3 582)	(3 582)	(3 582)	(3 683)
Water Tank Capacity	50	50	50	50	50	50	50	50
U.S. gal. (L)	(190)	(190)	(190)	(190)	(190)	(190)	(190)	(190)
Grey Waste Capacity	64	64	32	64	32	64	64	64
U.S. gal. (L)	(242)	(242)	(121)	(242)	(121)	(242)	(242)	(242)
Solid Waste Capacity	32	32	32	32	32	32	32	32
U.S. gal. (L)	(121)	(121)	(121)	(121)	(121)	(121)	(121)	(121)
Propane Capacity	17	17	17	17	17	17	17	17
U.S. gal. (L)	(64.8)	(64.8)	(64.8)	(64.8)	(64.8)	(64.8)	(64.8)	(64.8)

*Not including air conditioner

TOPAZ 2006 TRAVEL TRAILER	T262SS	T282SF	T283FS	T322FB
GVWR	7,600	7,700	8,900	9,990
lbs. (kg)	(3 448)	(3 494)	(4 038)	(4 531)
UVW	6,138	6,496	6,731	TBA
lbs. (kg)	(2 785)	(2 947)	(3 054)	
Hitch/Pin Weight	703	771	784	TBA
lbs. (kg)	(319)	(350)	(356)	
NCC	1,462	1,204	2,169	TBA
lbs. (kg)	(663)	(547)	(984)	
Tire Size	ST225/75R-15C	ST225/75R-15C	ST225/75R-15C	ST225/75R-15C
Length	27' 8"	28' 9"	29' 10"	32' 10"
ft. (mm)	(8 432)	(8 763)	(9 093)	(10 008)
Width	8' 0"	8' 0"	8' 0"	8' 0"
ft. (mm)	(2 438)	(2 438)	(2 438)	(2 438)
Height*	9' 8"	9' 8"	9' 8"	9' 8"
ft. (mm)	(2 945)	(2 945)	(2 945)	(2 945)
Water Tank Capacity	50	50	50	46
U.S. gal. (L)	(190)	(190)	(190)	(175)
Grey Waste Capacity	32	64	32	64
U.S. gal. (L)	(121)	(242)	(121)	(242)
Solid Waste Capacity	32	32	32	32
U.S. gal. (L)	(121)	(121)	(121)	(121)
Propane Capacity	17	17	17	17
U.S. gal. (L)	(64.8)	(64.8)	(64.8)	(64.8)

*Not including air conditioner

GVWR (GROSS VEHICLE WEIGHT RATING)

The maximum permissible weight of this trailer. The GVWR is equal to or greater than the sum of the unloaded vehicle weight (UVW) plus the net carrying capacity (NCC).

UVW (UNLOADED VEHICLE WEIGHT)

The weight of the trailer as built at the factory. The UVW does not include cargo, fresh water, LP gas, factory or dealer installed accessories.

NCC (NET CARRYING CAPACITY)

The maximum weight of all personal belongings, food, fresh water, LP gas, tools, tongue weight of towed vehicle, factory and dealer installed accessories, etc., that can be carried by this trailer. (NCC is equal to or less than GVWR minus UVW.)

Please see your dealer for weights of factory installed options.

Standards and Options

	FIFTH WHEEL ▶	F251SF	F253SF	F254SS	FS280RK	FS301RB	FS305RL	FS306RL	FS321RL	TRAVEL TRAILER ▶	T262SS	T282SF	T283FS	T322FB
RUNNING GEAR/CHASSIS														
Axle – Five Bolt Straight EZ Lube Tandem with Four Wheel Electric Brakes	-	-	-	-	-	-	-	-	-		S	S	-	-
Axle – Six Bolt Straight EZ Lube Tandem with Four Wheel Electric Brakes	-	-	-	-	-	-	-	-	-		-	-	S	S
Axle – Eight Bolt Straight EZ Lube Tandem with Four Wheel Electric Brakes		S	S	S	S	S	S	S	S				-	-
Chassis – High Strength Structural Tubular Steel		S	S	S	S	S	S	S	S		S	S	S	S
⚙ Landing Gear – Electric Front Snap Jacks		S	S	S	S	S	S	S	S		-	-	-	-
Shock Absorbers		S	S	S	S	S	S	S	S		S	S	S	S
Slide-Out System – Dual Rack and Pinion with Override		S	S	S	-	-	-	-	S		S	S	-	-
Slide-Out System – Flush Floor, Dual Rack and Pinion with Gear Reduction Override	-	-	-	-	S	S	S	S	S		-	-	S	S
⚙ Spare Wheel and Tire – 15", 5 Bolt White Spoke Steel Modular, with Six Ply Radial Tire	-	-	-	-	-	-	-	-	-		S	S	-	-
⚙ Spare Wheel and Tire – 15", 6 Bolt White Spoke Steel Modular, with Eight Ply Radial Tire		-	-	-	-	-	-	-	-		-	-	S	S
⚙ Spare Wheel and Tire – 16", 8 Bolt White Steel Modular, with Eight Ply Radial Tire		S	S	S	S	S	S	S	S		-	-	-	-
Stabilizer Jacks – Front	-	-	-	-	-	-	-	-	-		S	S	S	S
Stabilizer Jacks – Rear		S	S	S	S	S	S	S	S		S	S	S	S
Wheels and Tires – 15", 5 Bolt White Spoke Steel Modular, with Six Ply Radial Tires	-	-	-	-	-	-	-	-	-		S	S	-	-
Wheels and Tires – 15", 6 Bolt White Spoke Steel Modular, with Eight Ply Radial Tires	-	-	-	-	-	-	-	-	-		-	-	S	S
Wheels and Tires – 16", 8 Bolt Aluminium Modular, with Eight Ply Radial Tires	-	-	-	-	0	0	0	0	0		-	-	-	-
Wheels and Tires – 16", 8 Bolt White Steel Modular, with Eight Ply Radial Tires		S	S	S	S	S	S	S	S		-	-	-	-
CONSTRUCTION														
Fibreglass Insulated Floor and Roof		S	S	S	S	S	S	S	S		S	S	S	S
Filon® "FRP Plus" Exterior		S	S	S	S	S	S	S	S		S	S	S	S
⚙ Gelcoat Fibreglass Front and Rear Mask		S	S	S	S	S	S	S	S		-	-	-	-
Roof – Domed One-Piece EPDM Roof with Drip Rail and Runoff Spout		S	S	S	S	S	S	S	S		S	S	S	S
Walls – Aluminium Framed Styrofoam Insulated Vacuum Bonded Wall Construction		S	S	S	S	S	S	S	S		S	S	S	S
Window – Front Window with Rock Guard	-	-	-	-	-	-	-	-	-		S	S	S	S
EXTERIOR														
Barbecue – Exterior with Quick Connect Fitting		0	0	0	0	0	0	0	0		0	0	0	0
Bumper Cover – Aluminium	-	-	-	-	-	-	-	-	-		S	S	S	S
Cargo Slide In Front Baggage Compartment	-	-	0	0	0	0	0	0	0		-	-	-	-
Door – Large Exterior Storage Door with Flip-Up Lower Bunk		-	S	-	-	S	-	-	-		-	S	-	-
Doors – Radius Corners on Entrance Door with Diagonal Reinforced Kick Panel		S	S	S	S	S	S	S	S		S	S	S	S
⚙ Exterior Shower		S	S	S	S	S	S	S	S		S	S	S	S
Flush Type Baggage Doors with Locks		S	S	S	S	S	S	S	S		S	S	S	S
Handle – Swing-Out Exterior Assist Handle		S	S	S	S	S	S	S	S		S	S	S	S
Lighting – Exterior Patio Light with Yellow Lens and Interior Wall Switch		S	S	S	S	S	S	S	S		S	S	S	S
⚙ Lighting – Exterior Scare Light with Interior Wall Switch		S	S	S	S	S	S	S	S		S	S	S	S
Lighting – Hitch Area and Sewer Termination Area with Interior Wall Switch		S	S	S	S	S	S	S	S		S	S	S	S
Pre-Plumbed for RV Que Installation		S	S	S	S	S	S	S	S		S	S	S	S
Radiused Coloured Lower Skirts		S	S	S	S	S	S	S	S		S	S	S	S
Receptacle – G.F.I. Protected 120 Volt Duplex Patio Receptacle		S	S	S	S	S	S	S	S		S	S	S	S
Skirts – Fibreglass Moulded Wheel Skirts		S	S	S	S	S	S	S	S		S	S	S	S
Step – Retractable Entry Step		S	S	S	S	S	S	S	S		S	S	S	S
⚙ New for 06 S Standard 0 Optional														

Standards and Options (CONTINUED)

	FIFTH WHEEL ▶	F251SF	F253SF	F254SS	FS280RK	FS301RB	FS305RL	FS306RL	FS321RL	TRAVEL TRAILER ▶	T262SS	T282SF	T283FS	T322FB
INTERIOR														
Bedsprad – Decorative		S	S	S	S	S	S	S	S		S	S	S	S
Blinds – Venetian Window Covering in Galley		S	S	S	S	S	S	S	S		S	S	S	S
Borders – Wall Borders in Galley and Slide Areas		S	S	S	S	S	S	S	S		S	S	S	S
☛ Cabinet – Larger Overhead Storage in Slide-Out Area with Spring Struts		S	S	S	S	S	S	S	S		S	S	S	S
Cabinet Doors – Solid Oak Raised Panel		S	S	S	S	S	S	S	S		S	S	S	S
Cabinets – Oak Finish Cabinet Construction		S	S	S	S	S	S	S	S		S	S	S	S
Decorative Mirror in Living Area		-	-	-	-	-	-	-	S		-	-	-	-
Drawer Glides – Dual Roller Glide Drawers with Travel Locks		S	S	S	S	S	S	S	S		S	S	S	S
Fire Extinguisher – Dry Chemical		S	S	S	S	S	S	S	S		S	S	S	S
Fireplace – Electric Fireplace with Adjustable Flame, Heat and Fan Control		-	-	-	-	-	-	-	0		-	-	-	-
Flooring – Carpet in Living Area with Foam Underlay as per Floor Plan (Pre Prod Only)		-	-	0	0	-	0	0	0		-	-	0	0
Flooring – Linoleum in Galley, Bath and Living Area, Carpet in Bedroom		S	S	S	S	S	S	S	S		S	S	S	S
☛ Headboard – Fabric Wrapped		S	S	S	S	S	S	S	-		-	-	-	S
Lighting – Wall Mounted 12 Volt Décor		S	S	S	S	S	S	S	S		S	S	S	S
Organizer – Vinyl Pouch Mounted to Wall in Bunks		-	0	-	-	0	-	-	-		-	0	-	-
Shelf for TV in Bedroom		0	0	0	S	0	S	S	S		0	0	0	0
Smoke and LP Detectors – Electronic		S	S	S	S	S	S	S	S		S	S	S	S
Valance – Wrapped Window Treatment Throughout		S	S	S	S	S	S	S	S		S	S	S	S
FURNITURE														
Bed – Jack and Jill Bed at Rear with Bunk Windows		-	S	-	-	S	-	-	-		-	S	-	-
☛ Booth Dinette with Slide-Out Drawers		S	S	S	S	S	S	S	S		S	S	S	S
Chair(s) – Swivel Cocktail Chair(s)		-	-	S	S	-	S	S	S		-	-	S	0
Computer Workstation		-	-	-	-	-	-	-	S		-	-	-	-
☛ Hide-A-Bed		-	-	-	S	S	S	S	S		-	-	S	S
☛ Mattress – Upgrade (Coil Spring) 60" x 74"		-	-	-	-	-	-	-	-		0	0	-	-
☛ Mattress – Upgrade (Coil Spring) 60" x 80"		-	0	0	0	0	0	0	0		-	-	0	0
Mattress – Innerspring (60" x 74")		-	-	-	-	-	-	-	-		S	S	-	-
☛ Mattress – Innerspring (60" x 80")		-	-	S	S	S	S	S	S		-	-	S	S
Mattress – Foam Non-Flip		S	-	-	-	-	-	-	-		-	-	-	-
Pillows – Throw Pillows in Bedroom		S	S	S	S	S	S	S	S		S	S	S	S
☛ Recliner – Optima Leather		-	-	0	0	-	0	0	0		-	-	0	-
Sofa – Jackknife Sofa with Flip-Up Seat Storage		S	S	S	-	-	-	-	-		S	S	-	-
Sofa – Jackknife Sofa with Flip-Up Seat Storage in Lieu of Swivel Cocktail Chairs		-	-	0	-	-	-	-	-		-	-	-	-
☛ Table – Solid Oak Free Standing with Sliding Hidden Leaf with Oak Slat Back Chairs		-	-	-	0	0	0	0	-		-	-	0	0
☛ Table – Solid Oak Free Standing with Oak Slat Back Chairs (Relocatable)		-	-	-	-	-	-	-	0		-	-	0	0
GALLEY														
Bi-Fold Range Cover		S	S	S	S	S	S	S	S		S	S	S	S
Counter Extensions – Flip-Up		-	-	S	-	S	S	S	S		-	-	S	-
☛ Countertop – Laminate Counter with Solid Oak Edge with Acrylic Sink and Cutting Board Sink Cover		S	S	S	S	S	S	S	S		S	S	S	S
☛ Countertop and Dinette Table – Laminate with Solid Oak Radiused Edge		S	S	S	S	S	S	S	S		S	S	S	S
Knife Rack (Built In)		S	S	S	S	S	S	S	S		S	S	S	S
Microwave Oven		S	S	S	S	S	S	S	S		S	S	S	S
☛ Range – Three Burner with High Output Burner with Oven, 21"		S	S	S	S	S	S	S	S		S	S	S	S
Range Hood with 12 Volt Light and Exhaust Fan		S	S	S	S	S	S	S	S		S	S	S	S
Refrigerator – Dometic LP/Electric 6 cu. ft.		S	S	S	S	S	S	S	S		S	S	S	S
☛ Sink – Large Acrylic Deep Bowl Sink		S	S	S	S	S	S	S	S		S	S	S	S

	FIFTH WHEEL ▶	F251SF	F253SF	F254SS	FS280RK	FS301RB	FS305RL	FS306RL	FS321RL		TRAVEL TRAILER ▶	T262SS	T282SF	T283FS	T322FB
LAVATORY															
Fan – Thermostatic Controlled with Rain Sensor and Wall Switch in Toilet Room	-	-	-	-	-	-	-	-	S		-	-	-	-	-
Fan – Thermostatic Controlled with Rain Sensor and Wall Switch Near Shower	-	-	-	-	-	-	-	-	S		-	-	-	-	-
Garden Tub/Shower with ABS Enclosure	-	-	-	-	-	-	-	-	S		-	-	-	-	-
☞ Medicine Cabinet – Deluxe Oak Finished	S	S	S	S	S	S	S	S	S		S	S	S	S	S
Shower Curtain – Folding	S	S	S	-	S	-	-	-	-		S	S	S	S	S
Shower Door	-	-	-	S	-	S	S	S	S		-	-	-	-	-
☞ Toilet – Sealand Traveller Lite, China, Foot Flush	S	S	S	S	S	S	S	S	S		S	S	S	S	S
Tub/Shower Enclosure – Two Piece ABS	S	S	S	S	S	S	S	S	S		S	S	S	S	S
Vent – 12 Volt Power Roof Exhaust	S	S	S	S	S	S	S	S	S		S	S	S	S	S
ENTERTAINMENT															
Cabinet – Entertainment Cabinet (for TV and VCR – not included)	-	-	S	-	S	S	S	S	S		-	-	-	-	-
Cable TV Hook-Up – Exterior	S	S	S	S	S	S	S	S	S		S	S	S	S	S
☞ TV – AC 20" Colour with Remote	-	-	-	-	0	-	-	-	-		-	-	-	-	-
☞ TV – AC 27" Flat Screen Colour TV with Remote	-	-	0	0	-	0	0	0	0		-	-	-	-	-
☞ TV Antenna – Roof Top Retractable	S	S	S	S	S	S	S	S	S		S	S	S	S	S
HEATING, VENTILATING AND AIR CONDITIONING															
☞ Air Conditioner – Ducted 13,500 BTU Roof	S	S	S	S	S	S	S	S	S		S	S	S	S	S
☞ Furnace – Forced Air D.S.I. with Thermostat (35,000 BTU) with In-Floor Ducting	S	S	S	S	S	S	S	S	S		S	S	S	S	S
Vent – Manual Roof Vent	S	S	S	S	S	S	S	S	S		S	S	S	S	S
ELECTRICAL															
Battery – RV Battery	0	0	0	0	0	0	0	0	0		0	0	0	0	0
Battery Box – Polyethylene with Sliding Tray (Space for Two Batteries)	S	S	S	S	S	S	S	S	-		-	-	-	-	-
Battery Box – Space for Two Batteries	-	-	-	-	-	-	-	-	S		-	-	-	-	-
Battery Box Mounting Brackets – Dual	-	-	-	-	-	-	-	-	-		S	S	S	S	S
Converter – Electronic with Battery Charger and 12 Volt Fuse Panel (amp rating shown)	45	45	45	55	55	55	55	55	55		45	45	45	45	55
Lighting – Wall Switched Interior Lights	S	S	S	S	S	S	S	S	S		S	S	S	S	S
☞ Pre-Wire for Solar Panel	S	S	S	S	S	S	S	S	S		S	S	S	S	S
Solar Panel – 3.15 Amp, Self Regulating	0	0	0	0	0	0	0	0	0		0	0	0	0	0
PLUMBING AND LP SYSTEMS															
By-Pass Valve – Water Heater	S	S	S	S	S	S	S	S	S		S	S	S	S	S
Monitor Panel – Grey, Black, Fresh Water and Battery Charge	S	S	S	S	S	S	S	S	S		S	S	S	S	S
Tank LP – Dual 30 lbs. with Change Over Regulator	S	S	S	S	S	S	S	S	S		-	-	-	-	-
Tank LP – Dual 30 lbs. with Change Over Regulator with Hard Plastic Cover	-	-	-	-	-	-	-	-	-		S	S	S	S	S
Waste Termination – Single Point	S	S	S	S	S	S	S	S	S		S	S	S	S	S
☞ Water Heater – 120 Volt/LP Fast Recovery DSI 10 U.S. gal.	-	-	-	S	S	S	S	S	S		-	-	-	-	S
Water Heater – 120 Volt/LP Fast Recovery DSI 6 U.S. gal.	S	S	S	-	-	-	-	-	-		S	S	S	-	-
OPTIONAL AWNING PACKAGE															
Awning – Slide Topper A&E 8500 (number of awnings shown)	1	1	1	1	1	1	1	2	3		1	1	1	1	1
PACKAGES															
☞ XL Package Includes: Enclosed, Insulated and Heated Holding Tanks and Fresh Water Tank, Tinted Thermal Pane Windows, Light Package in Baggage Compartments	S	S	S	S	S	S	S	S	S		S	S	S	S	S
☞ Customer Value Package (Mandatory Option) Includes: A&E 8500 Colour Coordinated Awning, Thermostatically Controlled Fan (Bedroom), Stereo – AM/FM/DVD/CD/Tuner Home Theatre with Cube Speakers, Oak Framed Raised Panel Refrigerator Inserts, Dometic Refrigerator LP/Electric 8 cu. ft. with Temperature Control ILO 6 cu. ft., Throw Pillows in Living Area, Skylight in Living Area with Blind, Day/Night Pleated Shades in Bedroom and Living Area ILO Venetian Blinds, Exterior Ladder	0	0	0	0	0	0	0	0	0		0	0	0	0	0
Factory P.D.I. (Includes One RV Battery and Box)	-	-	-	-	-	-	-	-	-		0	0	0	0	0
Factory P.D.I. (Includes One RV Battery)	0	0	0	0	0	0	0	0	0		-	-	-	-	-
☞ New for 06 S Standard 0 Optional															

Two Year Limited Warranty

Triple E is proud to offer a two year limited warranty on structure as well as most major components. Please see your dealer for further details.

A reputation for excellence since 1965.



Founder P.W. Enns with the first Triple E Class A motorhome.



The first Triple E 13' travel trailer manufactured in 1965.

For over forty years Triple E has produced style, comfort, durability and uncompromising quality in recreation vehicles. We've built our reputation by maintaining full control of the manufacturing process, and almost everything you see in the finished product has been built on site to our renowned high standards, plus those of the Canadian Standards Association or Recreational Vehicle Industry Association. Triple E was also one of the first RV manufacturers to achieve ISO 9001:2000 certification. If you demand the best in your RV, you've found it in Triple E.



Triple E Recreational Vehicles P.O. Box 1230, Winkler, Manitoba, Canada R6W 4C4 Telephone: (204) 325-4361 Fax: (204) 325-5241

www.tripleerv.com

Triple E Recreational Vehicles meet or surpass CSA-CRVA-RVIA standards covering electrical services, gas services, plumbing services and vehicular safety. Product improvement is a continuing process at Triple E Recreational Vehicles. Thus, we reserve the right to change specifications on any or all products without prior notice; errors and omissions excepted. Triple E Recreational Vehicles is under no obligation to undertake modification to units manufactured prior to changes on specifications. Brochure pictures may be shown with optional equipment. Colours may not be exactly as shown due to the printing process. Please see your dealer for specific colours.

