

# Topaz 2008

Follow your dream

TOPAZ 2008





Indulge in the pleasure of choosing your own view through large, thermo pane windows that accentuate the pleasant, bright interior. A generous galley provides preparation space for that delicious meal, and the comfortable hide-a-bed always allows room for overnight guests.

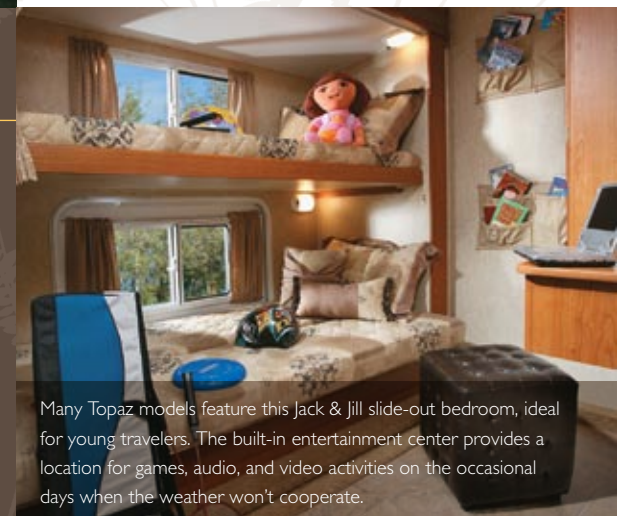


Everything you need is easily at hand in this well-designed bathroom. Convenient linen storage is located next to the full sized neo-angle shower. The oak medicine chest and vanity allow ample room for toiletries.

# Living for today

When your lifestyle includes exploring fresh landscapes along the open road, Topaz offers the amenities and living space to enhance each experience along the way.

Modern appliances, crafted oak woodwork and fresh colour and fabric choices testify that no detail has been overlooked. Wherever your travels take you, you will savour the journey with the comfort and convenience of the well-equipped, stylish Topaz.



Many Topaz models feature this Jack & Jill slide-out bedroom, ideal for young travelers. The built-in entertainment center provides a location for games, audio, and video activities on the occasional days when the weather won't cooperate.



You'll be ready for the day's activities after a great night's sleep on this comfy queen-sized bed. The master bedroom is both striking and functional, with the large wardrobe and generous drawers on heavy-duty roller tracks providing convenient and easily accessible storage for everything you'll need!

## TRAVEL TRAILER

### Topaz 2008

	T262SS	T282SF	T283FS	T322FB	T323FB	T325FB
Gvwr-lbs(kg)	7900(3584)	8400(3111)	8900(4038)	9990(4531)	9990(4531)	9990(4531)
Uvw-lbs(kg)	6102(2768)	6672(3027)	6731(3054)	8274(3753)	8642(3920)	TBA
Hitch/Pin Weight-lbs(kg)	756(343)	718(326)	784(356)	1337(606)	1006(456)	TBA
Ccc-lbs(kg)	1326(602)	1256(570)	1697(760)	1204(547)	836(380)	TBA
Tire Size	ST225/75R15D	ST225/75R15D	ST225/75R15D	ST225/75R15D	ST225/75R15D	ST225/75R15D
Length-ft(mm)	27'8"(8432)	28'9"(8763)	29'10"(9093)	32'10"(10008)	32'10"(10008)	32'10"(10008)
Width-ft(mm)	8'0"(2438)	8'0"(2438)	8'0"(2438)	8'0"(2438)	8'0"(2438)	8'0"(2438)
Height Not Incl.A/C-ft(mm)	9'8"(2945)	9'8"(2945)	9'8"(2945)	9'8"(2945)	9'8"(2945)	9'8"(2945)
Water Tank Cap.Incl.A/W-gal(l)	50(190)	50(190)	50(190)	54(204)	54(204)	54(204)
Grey Waste Cap.-gal(l)	32(121)	64(242)	32(121)	64(242)	64(242)	64(242)
Solid Waste Cap.-gal(l)	32(121)	32(121)	32(121)	32(121)	32(121)	32(121)
Propane Cap.-gal(l)	17(64.8)	17(64.8)	17(64.8)	17(64.8)	17(64.8)	17(64.8)


\*Includes Air Conditioner

\*\*Includes Water Heater

### GVWR (GROSS VEHICLE WEIGHT RATING)

The maximum permissible weight of this trailer. The GVWR is equal to or greater than the sum of the unloaded vehicle weight (UVW) plus the net carrying capacity (NCC).

## Make It Yours



Tuscan Sun



River Reflection

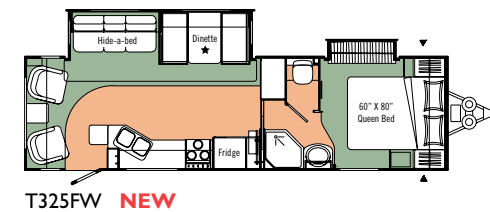
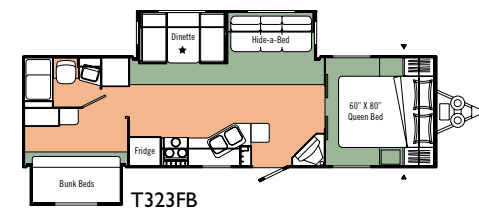
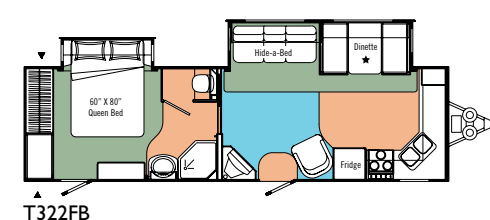
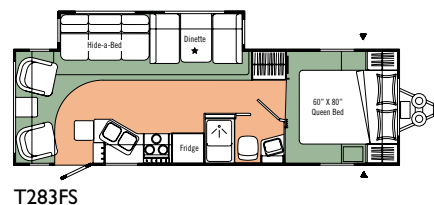
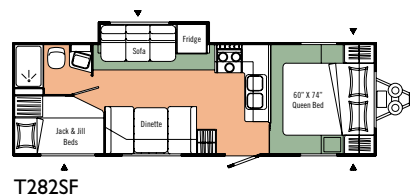
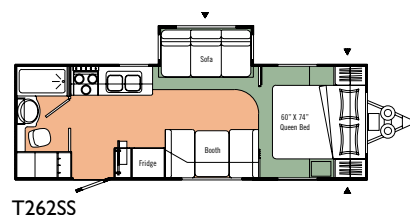


Northern Grassland



Merlot

## Travel Trailers ▶



Vinyl

Carpet

Optional Carpet

Optional Laminate

FIFTH WHEEL

F251SF	F253SF	F254SS	FS280RK	FS290RK	FS305RL	FS306RL	FS321RL	FS324RB	FS326GB	FS340RL	FS341GB
8990(4078)	8900(4038)	9390(4260)	10900(4946)	11900(5399)	11900(5399)	11900(5399)	12900(5853)	12900(5853)	13990(6346)	14200(6442)	14200(6442)
7670(3480)	7494(3400)	7894(3581)	8931(4052)	9542(4329)	9343(4238)	9742(4419)	9984(4529)	10689(4849)	11431(5186)	11890(5394)	12100(5489)
1324(601)	1173(533)	1441(654)	1683(764)	2100(953)	1412(641)	1646(747)	1937(879)	2039(925)	2350(1066)	2191(994)	2292(1040)
848(385)	934(424)	1024(465)	1457(661)	1846(838)	2045(928)	1646(747)	2404(1091)	1699(771)	2047(929)	1798(816)	1588(721)
ST235/80R16D	ST235/80R16D	ST235/80R16D	ST235/80R16D	ST235/80R16D	ST235/80R16D	ST235/80R16D	ST235/80R16D	ST235/80R16D	LT235/85R-16G	LT235/85R-16G	LT235/85R-16G
25'10"(7874)	25'10"(7874)	25'10"(7874)	29'4"(8941)	30'3"(9220)	30'7"(9322)	30'7"(9322)	31'6"(9600)	32'6"(9906)	32'1"(9779)	34'6"(10515)	34'6"(10515)
8'0"(2438)	8'0"(2438)	8'0"(2438)	8'0"(2438)	8'0"(2438)	8'0"(2438)	8'0"(2438)	8'0"(2438)	8'0"(2438)	8'0"(2438)	8'0"(2438)	8'0"(2438)
11'7"(3531)	11'4"(3454)	11'7"(3531)	11'9"(3582)	11'9"(3582)	11'9"(3582)	11'9"(3582)	12'1"(3683)	12'1"(3683)	12'2"(3707)	12'2"(3707)	12'2"(3707)
50(190)	50(190)	50(190)	54(204)	54(204)	54(204)	54(204)	54(204)	54(204)	54(204)	54(204)	54(204)
64(242)	64(242)	32(121)	64(242)	64(242)	64(242)	64(242)	64(242)	64(242)	87(330)	87(330)	87(330)
32(121)	32(121)	32(121)	32(121)	32(121)	32(121)	32(121)	32(121)	32(121)	43.5(165)	43.5(165)	43.5(165)
17(64.8)	17(64.8)	17(64.8)	17(64.8)	17(64.8)	17(64.8)	17(64.8)	17(64.8)	17(64.8)	17(64.8)	17(64.8)	17(64.8)

**UVW (UNLOADED VEHICLE WEIGHT)**  
The weight of the trailer as built at the factory. The UVW does not include cargo, fresh water, LP gas, factory or dealer installed accessories.

**NCC (NET CARRYING CAPACITY)**  
The maximum weight of personal belongings, food, fresh water, LP gas, tools, tongue weight of towed vehicle, factory and dealer installed accessories, etc., that can be carried by this trailer. (NCC is equal to or less than GVWR minus UVW.) Please see your dealer for weights of factory installed options.

Specifications

Fifth Wheels ▶



★ Optional Table and Chairs    ★★ Optional Oval Table and Chairs    ◆ Optional Sofa    ▲ Exterior Storage

# Standards and Options

RUNNING GEAR/CHASSIS		T262SS	T282SF	T283FS	T322FB	T323FB	T325FB	F251SF	F253SF	F254SS	F2520RK	F2520RK	F305RL	F306RL	F321RL	F324RB	F326RL	F340RL	F341RL
08	Axle - 6 Bolt EZ Lube Tandem c/w Four Wheel Electric Brakes, 15" Radial Ply Tires on Aluminium Modular Wheels	S	S	S	S	S		-	-	-	-	-	-	-	-	-	-	-	-
08	Axle - 8 Bolt EZ Lube Tandem c/w Four Wheel Electric Brakes, 16" Radial Ply Tires on Aluminium Modular Wheels	-	-	-	-	-		S	S	S	-	-	-	-	-	-	-	-	-
08	Axle - 8 Bolt EZ Lube Tandem c/w Four Wheel Electric Brakes w/ Mor/ryde Equalizer, 16" Radial Ply Tires on Aluminium Modular Wheels	-	-	-	-	-	-	-	-	-	S	S	S	S	S	S	S	S	S
	Chassis - High Strength Structural Tubular Steel	S	S	S	S	S	S	S	S	S	S	S	S	S	S	S	S	S	S
	Stabilizer Jacks - Front and Rear Stabilizer Jacks	S	S	S	S	S	S	-	-	-	-	-	-	-	-	-	-	-	-
	Landing Gear - Electric Front Snap Jacks and Manual Rear Stabilizer Jacks	-	-	-	-	-		S	S	S	S	S	S	-	-	-	-	-	-
	Landing Gear - Independent Front Electric Front Jacks and Manual Rear Stabilizer Jacks	-	-	-	-	-	-	-	-	-	-	-	-	S	S	S	S	S	S
	Pin Box - Mor/ryde - Double Insulated	-	-	-	-	-	-	-	-	-	0	0	0	0	0	0	S	S	S
	Shock Absorbers (not required with Mor/Ryde suspension)	S	S	S	S	S	S	S	S	S	-	-	-	-	-	-	-	-	-
	Spare Steel Wheel and Radial Ply Tire	S	S	S	S	S	S	S	S	S	S	S	S	S	S	S	S	S	S
CONSTRUCTION																			
	Enclosed insulated and heated underbelly	-	-	-	-	-	-	-	-	-	-	-	-	-	-	-	S	S	S
	Fiberglass Insulated Floor and Roof	S	S	S	S	S	S	S	S	S	S	S	S	S	S	S	S	S	S
	FRP Exterior - 0.060 Thick Kemplite G3	S	S	S	S	S	S	S	S	S	S	S	S	S	S	S	S	S	S
08	Gel coat Fiberglass Front & Rear Mask	S	S	S	S	S	S	S	S	S	S	S	S	S	S	S	S	S	S
	Roof - Domed One Piece EPDM Roof c/w Drip Rail and Runoff Spout	S	S	S	S	S	S	S	S	S	S	S	S	S	S	S	S	S	S
	Slide Out Systems - Electric Drive Rack and Pinion	S	S	S	S	S	S	S	S	S	S	S	S	S	S	S	S	S	S
	Vacuum Bonded Aluminium Framed Insulated Sidewall with Thermal Break	S	S	S	S	S	S	S	S	S	S	S	S	S	S	S	S	S	S
EXTERIOR																			
	Pre Plumbed for RV Que Installation	S	S	S	S	S	S	S	S	S	S	S	S	S	S	S	S	S	S
	Bar B Que - Exterior w/ Quick Connect Fitting (Chrome Finish)	0	0	0	0	0	0	0	0	0	0	0	0	0	0	0	0	0	0
	Cargo Slide In Front Baggage Compartment	-	-	-	-	-	-	0	-	0	0	0	0	0	0	0	-	-	-
	Door - Exterior Entry Door into Bedroom	-	-	-	0	-	-	-	-	-	-	-	-	-	-	-	-	-	-
	Door - Large Exterior Storage Door w/ Flip Up Lower Bunk	-	S	-	-	S	-	-	-	-	-	-	-	-	S	-	-	-	-
	Doors - Radius Corners on Entrance Door w/ Diagonally Reinforced Screen Door w/ Kick Panel	S	S	S	S	S	S	S	S	S	S	S	S	S	S	S	S	S	S
	Painted Fiberglass Reinforced Lower Skirts	-	-	-	-	-	-	-	-	-	-	-	-	-	-	-	S	S	S
	Handle - Swing Out Exterior Assist Handle	S	S	S	S	S	S	S	S	S	S	S	S	S	S	S	S	S	S
	Lighting - Exterior Scare Light with Interior Wall Switch	S	S	S	S	S	S	S	S	S	S	S	S	S	S	S	S	S	S
	Lighting - Hitch Area and Sewer Termination Area with Interior Wall Switch	S	S	S	S	S	S	S	S	S	S	S	S	S	S	S	S	S	S
	Radiused Aluminium Lower Skirts	S	S	S	S	S	S	S	S	S	S	S	S	S	S	S	-	-	-
	Skirts - Fiberglass Moulded Wheel Skirts	S	S	S	S	S	S	S	S	S	S	S	S	S	S	S	S	S	S
INTERIOR																			
	Cabinet Doors - Solid Oak Raised Panel	S	S	S	S	S	S	S	S	S	S	S	S	S	S	S	S	S	S
	Cabinets - Oak Finish Cabinet Construction	S	S	S	S	S	S	S	S	S	S	S	S	S	S	S	S	S	S
	Ceiling Fan - Residential Ceiling Fan	-	-	-	-	-	-	-	-	-	-	-	-	-	-	-	S	S	S
	Clock - In Living Area	S	S	S	S	S	S	S	S	S	S	S	S	S	S	S	S	S	S
	Detectors - Electronic Smoke, LP and CO Detectors	S	S	S	S	S	S	S	S	S	S	S	S	S	S	S	S	S	S
	Drawers - Full Extension Ball Bearing Drawer Tracks	S	S	S	S	S	S	S	S	S	S	S	S	S	S	S	S	S	S

INTERIOR (con't)		T262SS	T282SF	T283FS	T322FB	T323FB	T325FB	F251SF	F253SF	F254SS	F2520RK	F2520RK	F305RL	F306RL	F321RL	F324RB	F326RL	F340RL	F341RL
	Fireplace - Electric Fireplace with Adjustable Flame, Heat and Fan Control	-	-	-	0	0	-	-	-	-	-	-	-	-	-	0	-	0	0
	Flooring - Additional Carpet In Living Area c/w Foam Underlay as per Floorplan (Pre Production Only)	-	-	-	0	-	-	-	-	-	0	0	-	-	-	-	-	-	-
	Flooring - High Pressure Laminate Flooring in Galley Area	-	-	-	-	-	-	-	-	-	-	-	-	-	-	-	-	0	0
	Lighting - Ceiling Mounted Fluorescent Lights Throughout	-	-	-	-	-	-	-	-	-	-	-	-	-	-	-	-	S	S
	Shelf - for TV in Bedroom	0	0	0	-	S	0	0	0	0	S	S	S	S	S	S	S	S	S
FURNITURE																			
08	Booth Dinette w/ Easy Lift Table and Slide Out Drawers	S	S	S	S	S	S	S	S	S	S	S	S	S	S	S	S	-	-
	Computer Workstation	-	-	-	-	-	-	-	-	-	-	-	-	-	S	-	-	S	-
	Hide-A-Bed	-	-	S	S	S	S	-	-	-	S	S	S	S	S	S	S	S	S
	Recliner - Euro Recliner(s) with Ottoman	-	-	S	S	-	S	-	-	S	S	S	S	S	S	-	S	S	-
08	Rocker - Recliner - Flexsteel Optima Leather Rocker Recliner(s) In Lieu of Std Furniture	-	-	-	-	-	-	-	-	-	-	-	-	0	0	-	0	0	0
	Sofa - Jackknife Sofa with Bayonet Arms	S	S	-	-	-	-	S	S	-	-	-	-	-	-	-	-	-	S
	Sofa - Jackknife Sofa with Bayonet Arms in Lieu of Euro Recliner Chairs	-	-	-	-	-	-	-	-	0	0	0	-	-	-	-	-	-	-
	Table - Solid Oak Free Standing with Sliding Hidden Leaf w/ Oak Slat Back Chairs	-	-	0	0	0	0	-	-	-	0	0	0	0	-	0	-	-	-
08	Table - Solid Oak Oval Relocatable Free Standing Table w/ Drop Leaves and Oak Slat Back Chairs	-	-	-	-	-	-	-	-	-	-	-	-	-	-	0	-	S	S
GALLEY																			
	Convection Microwave - OTR c/w Light and 110V Vent Fan w/ Cooktop and Drawers ILO Oven	-	-	-	-	-	-	-	-	-	-	-	-	-	-	-	0	0	0
	Counter Extensions - Flip Up	-	-	S	-	S	S	-	-	S	-	-	S	S	S	S	-	S	-
	Countertop - Solid Surface Counter in Galley with Stainless Steel Under mount Sink	-	-	-	-	-	-	-	-	-	-	-	-	-	-	-	S	S	S
	Countertop & Dinette Table - Laminate W/ Solid Oak Radiused Edge	S	S	S	S	S	S	S	S	S	S	S	S	S	S	S	-	-	-
	Faucet - Brushed Nickel Galley Faucet with Pull out Sprayer	S	S	S	S	S	S	S	S	S	S	S	S	S	S	S	S	S	S
	Light - Fluorescent Light in Galley	-	-	-	-	-	-	-	-	-	S	S	S	S	S	S	S	S	S
	Microwave - OTR c/w Light and Vent Fan	-	-	-	-	-	-	-	-	-	-	-	-	-	-	-	S	S	S
	Microwave Oven	S	S	S	S	S	S	S	S	S	S	S	S	S	S	S	S	-	-
	Pantry - Built in Pantry	-	-	-	S	-	-	-	-	-	S	S	-	-	-	-	S	-	-
	Pantry - Built in Sliding Wire Rack Pantry	S	-	-	-	-	S	-	-	S	-	-	S	S	-	-	S	S	S
	Range - Three Burner c/w High Output Burner w/ Oven - 22" and Bi Fold Range Cover	S	S	S	S	S	S	S	S	S	S	S	S	S	S	S	S	S	S
	Range Hood c/w 12 Volt Light & Exhaust Fan	S	S	S	S	S	S	S	S	S	S	S	S	S	S	S	S	-	-
	Refrigerator - 4 Door 12 cu. Ft. c/w Ice Maker LP/Electric, Stainless Steel Finish Doors (Pre Prod Only)	-	-	-	-	-	-	-	-	-	-	-	-	-	-	-	-	0	0
	Refrigerator - Dometic LP/Electric 6 Cu. Ft. w. Oak Finished Insert Upgraded to 9 cu ft in Customer Value Package	S	S	S	S	S	S	S	S	S	S	S	S	S	S	S	S	S	S
	Sink - Nickel Look Large Acrylic Deep Bowl Sink w/ Cutting Board Cover	S	S	S	S	S	S	S	S	S	S	S	S	S	S	S	S	-	-
LAVATORY																			
	Counter Top - Laminate Top with Solid Surface Edge and Acrylic Sink w/ Single Lever Faucet	-	-	-	-	-	-	-	-	-	-	-	-	-	-	-	-	S	S
	Neo Angle Shower - 2 Piece ABS w/ glass enclosure	-	-	-	S	-	S	-	-	-	S	S	S	S	S	S	-	-	-
	Shower Stall / Tub - Fiberglass Enclosed with Glass Enclosure	-	-	-	-	-	-	-	-	-	-	-	-	-	-	S	-	S	S
	Skylight in Shower - Thermal Pane	-	-	-	-	-	-	-	-	-	-	-	-	-	-	-	-	S	S

08 New for 2008 S Standard 0 Option M Mandatory

# Standards and Options

LAVATORY (con't)		T262SS	T282SF	T283FS	T322FB	T323FB	T325FB	F251SF	F253SF	F254SS	FS280RK	FS290RK	FS305RL	FS306RL	FS321RL	FS324RB	FS326RL	FS340RL	FS341RL
Toilet - Sealand Traveller Lite - China - Foot Flush w/ Sprayer		S	S	S	S	S	S	S	S	S	S	S	S	S	S	S	S	S	S
Tub/Shower Enclosure		S	S	S	-	S	-	S	S	-	-	-	-	-	-	-	-	-	-
08 Window added to Toilet Room		-	-	-	S	-	S	-	-	S	S	S	S	S	S	S	S	S	S
BEDROOM																			
Bed - Jack and Jill Bed at Rear with Bunk Windows		-	S	-	-	S	-	-	S	-	-	-	-	-	-	S	-	-	-
08 Gauchio Which Converts to Bed in Bunk Slide		-	-	-	-	S	-	-	-	-	-	-	-	-	-	S	-	-	-
Mattress - Innerspring		S	S	S	S	S	S	S	S	S	S	S	S	S	S	S	S	S	S
Mattress - Upgrade		0	0	0	0	0	0	0	0	0	0	0	0	0	0	0	0	0	0
Organizer - Vinyl Pouch Mounted to Wall in Bunks		-	0	-	-	0	-	-	0	-	-	-	-	-	-	0	-	-	-
Valance - Wrapped Window Treatment Throughout		-	-	-	-	-	-	-	-	-	-	-	-	-	-	-	S	S	S
ENTERTAINMENT																			
Bedroom TV - 15" LCD TV		-	-	-	0	-	-	-	-	-	-	-	-	-	-	-	-	-	-
Cabinet - Entertainment Cabinet (TV and DVD (not Included))		-	-	-	S	S	S	-	S	S	S	S	S	S	S	S	S	S	S
Satellite Dish or Cable TV Exterior Hookup		S	S	S	S	S	S	S	S	S	S	S	S	S	S	S	S	S	S
Telephone Jack		-	-	S	S	S	S	-	-	S	S	S	S	S	S	S	S	S	S
TV - AC 20" Color With Remote In Bedroom		-	-	-	-	-	-	-	-	-	0	-	0	0	0	0	0	0	0
TV - AC 20" Color With Remote in Living Area		-	-	-	0	0	-	-	-	-	-	-	-	-	-	-	-	-	-
TV - AC 20" LCD In Living Area		-	-	0	-	-	-	-	-	-	-	-	-	-	-	-	-	-	-
TV - AC 27" Flat Screen Color TV with Remote		-	-	-	-	-	0	0	-	0	0	0	0	0	0	0	0	0	0
TV Antenna - Roof Top Retractable		S	S	S	S	S	S	S	S	S	S	S	S	S	S	S	S	S	S
HEATING, VENTILATING AND AIR CONDITIONING																			
Air Conditioner - Ducted 13,500 BTU Roof		S	S	S	S	S	S	S	S	S	S	S	S	S	S	S	S	S	S
Fan - Non Reversible Create a Breeze w/ Wall Switch in Living Area		-	-	-	-	-	-	-	-	-	-	-	-	-	-	-	S	S	S
Fan - Non Reversible Create a Breeze w/ Wall Switch in Shower Area		-	-	-	-	-	-	-	-	S	S	S	S	S	S	S	S	S	S
Fan - Non Reversible Create a Breeze w/ Wall Switch in Toilet Room		-	-	-	-	-	-	-	-	S	S	S	S	S	S	S	S	S	S
Furnace - Forced Air D.S.I. c/w Thermostat (35,000 BTU) with In Floor Ducting		S	S	S	S	S	S	S	S	S	S	S	S	S	S	S	-	-	-
Furnaces - Dual Forced Air D.S.I. c/w Thermostat (25,000 BTU) with In Floor Ducting		-	-	-	-	-	-	-	-	-	-	-	-	-	-	-	S	S	S
Vent - 12 Volt Power Roof Exhaust in Lavatory		S	S	S	S	S	S	S	S	-	-	-	-	-	-	-	-	-	-
Vent - Manual Screened Roof Vent in Galley or Living Area, and Bedroom		S	S	S	S	S	S	S	S	S	S	S	S	S	S	S	-	-	-
SYSTEMS																			
08 Central Vacuum (with Dust Pan)		-	-	-	-	-	-	-	-	-	-	-	-	-	-	-	S	S	S
Washer/Dryer (vented)		-	-	-	-	-	-	-	-	-	-	-	-	-	-	-	0	0	0

ELECTRICAL		T262SS	T282SF	T283FS	T322FB	T323FB	T325FB	F251SF	F253SF	F254SS	FS280RK	FS290RK	FS305RL	FS306RL	FS321RL	FS324RB	FS326RL	FS340RL	FS341RL
Battery - RV Battery		0	0	0	0	0	0	0	0	0	0	0	0	0	0	0	0	0	0
Battery Box - Polyethylene with Sliding Tray (Space for 2 Batteries)		-	-	-	-	-	-	S	S	S	S	S	S	S	-	S	S	S	S
Battery Box - Space for 2 Batteries		-	-	-	-	-	-	-	-	-	-	-	-	-	S	-	-	-	-
Battery Box Mounting Brackets - Dual		S	S	S	S	S	S	-	-	-	-	-	-	-	-	-	-	-	-
Breaker Panel - 50 Amp - w/ 25 Ft Detachable Power Cord		-	-	-	-	-	-	-	-	-	-	-	-	-	-	-	S	S	S
Converter - Electronic c/w Battery Charger and 12V Fuse Panel (Amp Rating Shown)		45	45	45	55	55	55	45	45	45	55	55	55	55	55	55	55	55	55
Prewire for Solar Panel		S	S	S	S	S	S	S	S	S	S	S	S	S	S	S	S	S	S
PLUMBING and LP SYSTEMS																			
Black Tank Flush w/ Atmospheric Break		S	S	S	S	S	S	S	S	S	S	S	S	S	S	S	S	S	S
By Pass Valve - Water Heater		S	S	S	S	S	S	S	S	S	S	S	S	S	S	S	S	S	S
Exterior Shower		S	S	S	S	S	S	S	S	S	S	S	S	S	S	S	S	S	S
Monitor Panel - Grey, Black, Fresh Water and Battery Charge		S	S	S	S	S	S	S	S	S	S	S	S	S	S	S	S	S	S
Pick Up Kit - Antifreeze Pick Up Kit		S	S	S	S	S	S	S	S	S	S	S	S	S	S	S	S	S	S
Tank LP - Dual 30 lb. c/w Change Over Regulator		-	-	-	-	-	-	S	S	S	S	S	S	S	S	S	S	S	S
Tank LP - Dual 30 lb. c/w Change Over Regulator w/ Hard Plastic Cover		S	S	S	S	S	S	-	-	-	-	-	-	-	-	-	-	-	-
Waste Termination - Single Point		S	S	S	S	S	S	S	S	S	S	S	S	S	S	S	S	S	S
Water Heater - 120 Volt/LP Fast Recovery D.S.I. (Capacity in US Gallons Shown)		6	6	6	10	10	10	6	6	6	10	10	10	10	10	10	10	10	10
OPTIONAL AWNING PACKAGES																			
Awning - Deluxe Slide Topper A&E 8500 (Number of Awnings in Optional Package Shown)		1	1	1	2	2	2	1	1	1	1	2	1	2	3	3	3	3	3
Upgrade to A&E 9000 Patio Awning w/ Weathershield and add Weathershield Equipped Slide Toppers (3)		-	-	-	-	-	-	-	-	-	-	-	-	-	-	-	0	0	0
SPECIAL OPTIONS PACKAGES																			
<b>XL Package</b> • Enclosed, Insulated & Heated Holding Tanks & Fresh Water Tank • Tinted Radius Corner Thermal Pane Windows • Light Package in Baggage Compartments		S	S	S	S	S	S	S	S	S	S	S	S	S	S	S	S	S	S
<b>Customer Value Package</b> (Mandatory Option) • Awning - Color Coordinated - A&E 8500, Exterior Ladder • Fan - Reversible Thermostatically Controlled Create A Breeze in Bedroom ILO Manual Vent • Pillows - Throw Pillows in Living Area • Refrigerator - Dometic LP/Electric 9 Cu. Ft. w/ Temp Control ILO 6 Cu Ft • Refrigerator Inserts - Oak Framed - Raised Panel Fridge Inserts • Shades - Day/Night Pleated in Bedroom and Living Area ILO Venetian Blinds • Skylight - Large Thermal Pane Skylight in Living Area c/w Blind • Stereo - AM/FM/DVD/CD/Tuner Home Theatre with Cube Speakers		M	M	M	M	M	M	M	M	M	M	M	M	M	M	M	M	M	M



**Triple E Recreational Vehicles** P.O. Box 1230, Winkler, Manitoba, Canada R6W 4C4 Telephone: (204) 325-4361 Fax: (204) 325-5241

Triple E Recreational Vehicles are designed and built to meet or surpass CSA-RVIA standards covering electrical services, gas services, plumbing services and vehicular safety. We reserve the right to change specifications on any or all products without prior notice; errors and omissions excepted. Triple E Recreational Vehicles is under no obligation to undertake modification to units manufactured prior to changes on specifications. Brochure pictures may be shown with optional equipment. Colours may not be exactly as shown due to the printing process. Please see your dealer for specific colours.

