

Celebrating Our 15th Year in Manufacturing Quality RV's



Dolphin...

1977

Leads the Industry Into a New Era!

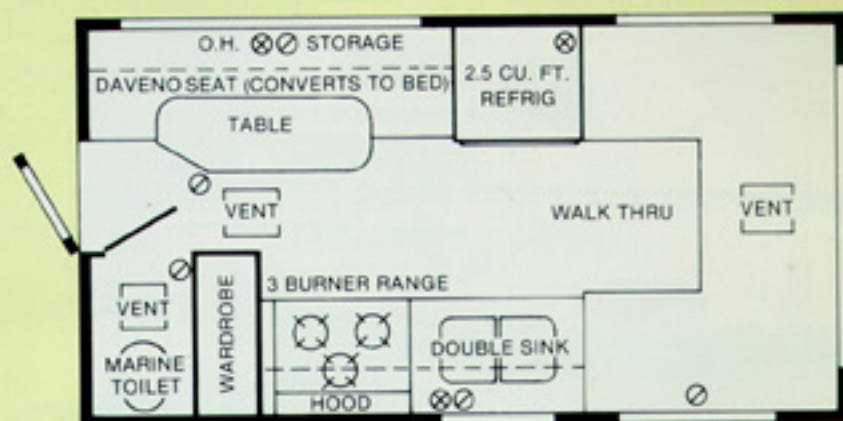


Sleek Styling and Low Profile Cuts the Wind Instead of

Combination Mirrors offer exceptionally good rear visibility

Custom Painted Exterior gives the Dolphin a touch of class that will last, not a vinyl decal

Hose carrying bumper houses your sewer hose



⊗ LIGHTS ⊙ OUTLETS

MODEL 185 REAR ENTRY

CURB WEIGHT 3,450
GROSS VEHICLE WT. 4,600
AVAILABLE PAYLOAD 1,150

General Specifications

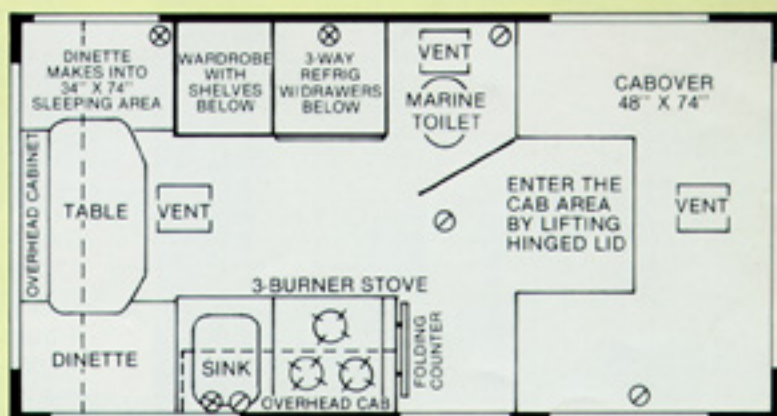
Toyota Cab & Chassis • 4600# G.V.W. 2189 C.C. Engine (Appr. 96 HP.) • 4 Speed Transmission • 10" Wide L-60 Rear tires • Gabriel Air shocks on the Rear • Deluxe Carpeting in Cab • Dual Rear View Mirrors

• 15 Gallon Water Tank • 20 Gallon Water Tank • 5 Gallon propane tank w/ sight gauge • De • 110 Volt Converter w/ 25' power cord • M

Pushing it . . . Adds More Miles to the Gallon!

Large radius sliding windows in tinted acrylic, keeps your motor home cooler in the summer and keeps the sun's rays from fading fabrics

Rear Dinette w/ spacious wrap around windows brings the great outdoors inside



⊗ LIGHTS ⊙ OUTLETS

MODEL 200 SIDE ENTRY

CURB WEIGHT 3,450
GROSS VEHICLE WT. 4,600
AVAILABLE PAYLOAD 1,150

• 12 Gallon Holding Tank •
• 12 Gallon Water pump •
• Marine toilet

• 2.5 Cu. ft. 3 way refrigerator • 3 burner range & range hood •
• Stainless Steel sinks • Large radius tinted sliding windows •
• Screen Door • Porch light • Sewer hose • Fire extinguisher



Construction Features



L-60-10" TIRES & WIDE WHEELS

Full 7" wide wheels are 3" wider than standard for greater stability, increased load capacity, longer tire life, better braking, plus safe and smoother driving.



20 GALLON WASTE WATER HOLDING TANK

Standard equipment in both 185 & 200 Models, this convenient feature is required in some states. In the interest of convenience & ecology, it should be required on all Recreation Vehicles.

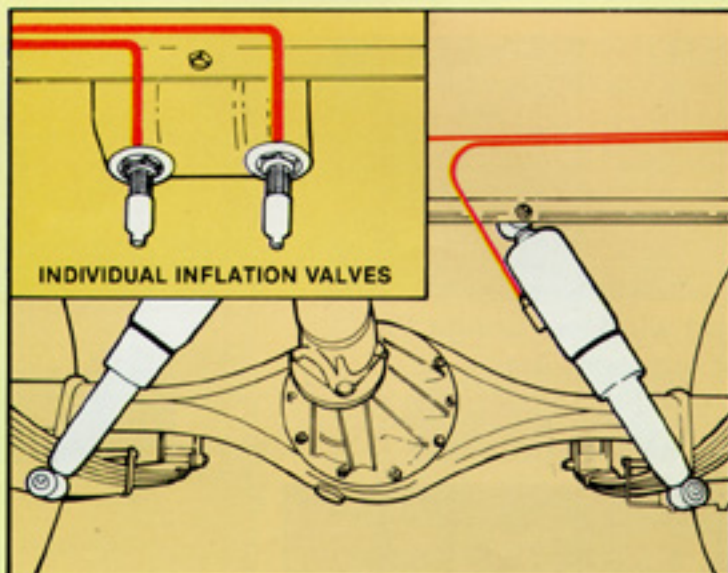
Sold Through Authorized Dealers Only. Write or Call for Dealer Nearest You.

Dolphin

DOLPHIN CAMPER CO.
9790 Glenoaks Blvd.
Sun Valley, Calif. 91352
(213) 768-5610 (213) 875-0398

Your Nearest Dolphin Dealer:

Salesman _____ Price Quoted _____



HI JACKERS

The super-strong heavy duty air adjustable shock absorber that compensates for heavy loads, controls vehicle attitude, provides super traction for performance buffs. A pair lifts up to 1000 pounds.

Standard Construction

Sandwich Panel Floor w/Styrofoam Insulation

Metal Underbelly

1½" Fiberglass Insulation in Roof, Sidewalls and Backwall

Tapered roof rafters—High center for proper drainage

All glued & screwed Construction

Sandwich panel styrofoam insulation under Cab Floor

Baked Enamel Aluminum Exterior

Armstrong Vinyl Floor Covering

Optional Equipment

Cab Air Conditioning

12V Evaporative roof air cooler

Dual Batteries

4 burner range w/ oven

10,000 BTU wall heater w/ thermostat

Fiberglass roof rack w/ ladder & rail

Specifications Subject to Change Without Notice



Printed in USA