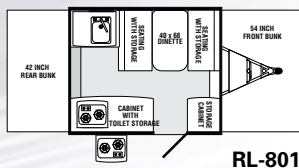


# *Real-Lite*

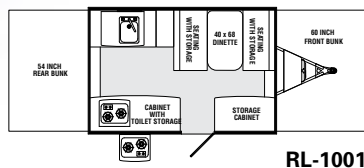
by Palomino



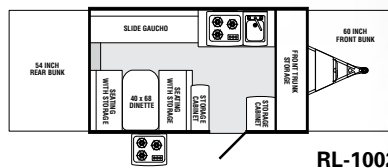
*No need to pack light.*



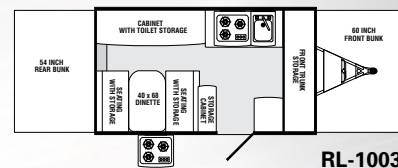
RL-801



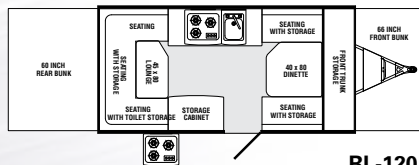
RL-1001



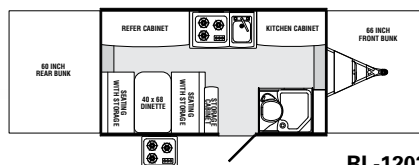
RL-1002



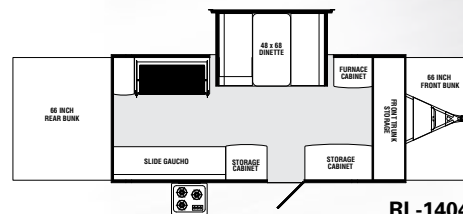
RL-1003



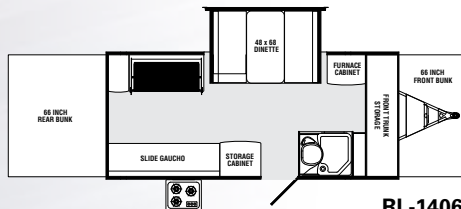
RL-1201



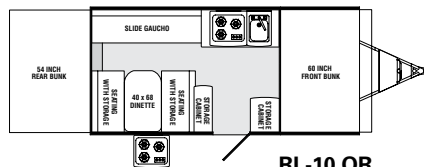
RL-1202



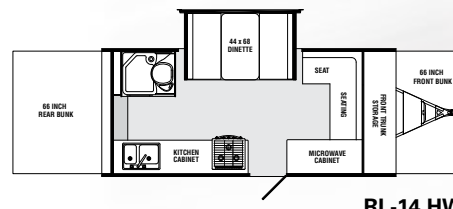
RL-1404



RL-1406



RL-10 OR



RL-14 HW

REAL-LITE	RL-801	RL-1001	RL-1002	RL-1003	RL-1201	RL-1202	RL-1404	RL-1406	RL-10 OR	RL-14 HW
Travel Length	11' 10"	13' 10"	15' 10"	15' 10"	17' 10"	15' 10"	19' 10"	19' 10"	18' 8"	19' 10"
Travel Width	85"	85"	85"	85"	85"	85"	85"	85"	85"	85"
Travel Height	52"	52"	56"	56"	56"	56"	56"	56"	64"	69-1/2"
Interior Open Length	16' 8"	20' 2"	20' 2"	20' 2"	23' 10"	23' 10"	25' 4"	25' 4"	20' 2"	23'-4"
Interior Open Height	6' 7"	6' 7"	6' 7"	6' 7"	6' 7"	6' 7"	6' 7"	6' 7"	6' 7"	88"
Front Sleeping Area	54 x 80	60 x 80	60 x 80	60 x 80	66 x 80	66 x 80	66 X 80	66 X 80	60 x 80	66 x 80
Rear Sleeping Area	42 x 80	54 x 80	54 x 80	54 x 80	60 x 80	60 x 80	66 X 80	66 X 80	54 x 80	66 x 80
Tire Size	12"	12"	13"	13"	13"	13"	13"	13"	15"	14"
Tire Load Range	5 Bolt C	5 Bolt C	5 Bolt D	5 Bolt D	5 Bolt D	5 Bolt D	5 Bolt D	5 Bolt D	5 Bolt C	5 Bolt C
Hitch Weight - (Approx.) Dry	133 lbs.	243 lbs.	152 lbs.	159 lbs.	249 lbs.	219 lbs.	314 lbs.	303 lbs.	280 lbs.	265 lbs.
Axle Weight - (Approx.) Dry	1260 lbs.	1394 lbs.	1801 lbs.	1663 lbs.	1804 lbs.	1892 lbs.	2160 lbs.	2406 lbs.	1975 lbs.	2763 lbs.
Total Dry Weight	1393 lbs.	1637 lbs.	1953 lbs.	1822 lbs.	2053 lbs.	2111 lbs.	2474 lbs.	2709 lbs.	2255 lbs.	3028 lbs.
Cargo Capacity - (Approx.) Dry	830 lbs.	696 lbs.	1046 lbs.	1177 lbs.	946 lbs.	888 lbs.	1172 lbs.	914 lbs.	1268 lbs.	480 lbs.
Front Deck Size	N/A	N/A	N/A	N/A	N/A	N/A	N/A	N/A	50"	N/A

## Standards & Options

### STANDARDS

- Awning
- B.A.L. Jacks with Sand Pads (4) (2 on RL-801)
- Bunk Light with Fan (Std. only on RL-14 HW)
- Clothes Bar
- 25 AMP Converter with Battery Charger
- Dinette & Mattress Cushions (on RL-1202, RL-1404, RL-1406, RL-10 OR & RL-14 HW only)
- Double LP Gas Bottles with Cover (Std. only on RL-10 OR & RL-14 HW)
- Entry Step
- Exterior 120 Volt GFI Outlet
- Filon Exterior Surface (Alum. on RL-801, RL-1001)
- Filon Fiberglass Roof
- Five Piece Tent

- Galley Extension Table (NA RL-801 & RL-1001)
- Hot Water/Outside Shower with Water Filter (NA RL-801 & RL-1001; Opt. on RL-1002, RL-1003, RL-1201, RL-1404, RL-10 OR)
- Inside/Outside Stove
- Kitchen Faucet with Water Pump
- LP Bottle and Cover
- Microwave (Std. on RL-14 HW only)
- Outside Gas Grill (Std. on RL-14 HW only)
- Patio Light
- Potti Privacy Drape (Std. on RL-1202, RL-1406, RL-14 HW only)
- Roof Air Ready-Pre-Framed 14x14
- Side Mounted Roof Vent
- Six Gal. Water Heater (Avail. on RL-1202, RL-1406 & RL-14 HW only)
- Spare, Tire, Bracket & Cover

- Storage Tray (NA on RL-801, RL-1001, RL-1202, RL-1404 & RL-10 OR)
- Torsion Independent Suspension Easy Lube Axle
- Tubular Steel Frame with E-Coat Paint (NA on RL-801 & RL-1001)
- Under Floor Water Tank
- Window Curtains & Vented Bed End Curtains

### OPTIONS

- 17,000 BTU Suburban Furnace (20,000 BTU on RL-801, RL-1001, RL-1002, RL-1003 & RL-1201)
- AM/FM CD Player (N/A on RL-801 & RL-1001)
- Air Conditioning - 13,500 BTU
- Aluminum Wheels
- Battery Box
- Bunk Light with Fan (Std. on RL-14 HW)

- Canadian Bottles & Tags
- Create-A-Breeze Fan
- Dometic Refrigerator - 3-Way
- Double LP Gas Bottles with Cover (Std. on RL-14 HW)
- Electric Brakes
- Electric Lift
- Hanging Pantry
- Hanging Wardrobe (NA on RL-801, RL-1001, RL-1002, RL-1404, RL-1406, RL-10 OR)
- Hot Water/Outside Shower with Water Filter (NA RL-801 & RL-1001; Std. on RL-1202 & RL-1406)
- Outside Gas Grill (Std. on RL-14 HW)
- Potti Privacy Drape (Std. on RL-1202, RL-1406, RL-14 HW)
- Screen Room with Privacy Flaps

Free Emergency Roadside Assistance Service Administered by Coach-Net®. Ask your dealer for more information.



**Palomino RV**  
1047 East M-86 • Colon, MI 49040  
Phone: (269) 432-3271 • Fax: (269) 432-2516  
www.palominoRV.com

All illustrations and specifications contained in this literature are based on the latest product information at time of publication. Palomino RV reserves the right to make changes in prices, colors, materials, equipment and specifications and to discontinue models at anytime without notice or obligation and assumes no responsibility for any error in this literature.

Palomino camping trailers are designed to meet the varied needs of the customer. It is the responsibility of the owner to select the proper load combination for their individual needs without exceeding the listed axle weight capacities.

**LIFETIME LIMITED WARRANTY** – Palomino RV offers a lifetime limited warranty to the original owner for: Lifter Systems, Bed Boards, Frames and Floor Board.

**TENT WARRANTY** – Palomino RV warrants its Vinyl tents to be free from defect in materials and workmanship for 5 years, under normal use and service, to the original owner.

**LIMITED ROOF WARRANTY** – Palomino RV warrants the Palomino Roof Assembly to be free from substantial defects in materials and workmanship for a period of 5 years, excluding any modification or alterations. There are certain other exclusions to this limited warranty, details of which are included in the actual printed warranty statement. Ask your dealer to let you inspect it.