

SABRE



Fifth Wheels

SABRE
TRAILERS



Fifth Wheels

SUPERIOR CONSTRUCTION • SUPREME LUXURY



FIFTH WHEELS

Sabre Fifth Wheels deliver amazing luxury, convenience and six-sided aluminum super structure construction at an affordable price.



34 REQ5-6

The spacious slide bedroom standards include hardwood fascia, headboard and foot board, smoked glass wardrobe doors and reading lights. This full-sized residential queen bed is shown with an optional Serta mattress in Graystone décor.



34 REQ5-6 This large kitchen includes an eight cu. ft. refrigerator, 22 inch oven with range cover, an oversized pantry, spice rack and recessed LED lighting. Options include solid surface countertops with a backsplash and Beauflor wood plank flooring.



34 REQ5-6 All Sabre fifth wheels feature washer/dryer prep in bedroom, a hardwood dresser with full extension drawer glides and no step bedroom access.



34 REQ5-6 Sabre bathrooms have a large bathroom sink with cover, soap dish and tooth brush holder. This 50" x 30" shower has a built-in seat and a three piece glass door.



34 REQ5-6 Optional theater seating available on certain floorplans. (Shown in Putty)





34 REQ5-6

Comes complete with arched ceilings, a 40" TV and 12 volt CD/DVD/AM/FM player with 5.1 surround sound. Options include LG solid surface countertops, rear entertainment theater seating, a ceiling fan and an electric fireplace. Shown in Graystone décor.



36 QBOK-7 Features include a 22" oven, 40" TV, large U-shaped dinette, soffit with LED lighting, in-ceiling LED lights throughout and a cell phone charging station. Shown with optional Hide-a-bed, LG Solid Surface countertop and countertop extension and electric fireplace in Mocha décor.



Optional Electrolux Central Vacuum System



Optional air mattress Hide-a-Bed with linen drawer

Drawers with full extension drawer glides for under bed storage



36 QBOK-7 Bedroom shown with optional Serta King Bed mattress in Mocha décor.



Rear bunk room with optional Hide-a-bed and 22" LCD TV. Shown in Mocha décor.



Outside kitchen with cooktop, microwave, refrigerator, sink and lots of storage. (Available on certain models)

SUPERIOR SABRE FEATURES



Optional free standing dinette with leaf extension and flip-up storage (Stanaard on some models.)



40" HD LCD TV, CD/DVD/AM/FM/player with 5.1 Dolby surround sound and Blue Tooth technology



Cell phone charging/organizer station



Full extension drawers



8 cubic foot Dometic® refrigerator with residential wood front



Porcelain toilet with foot pedal and "power flush" jets



Optional LG Solid Surface countertop, sink lids and backsplash with goose neck pull out sprayer and under mount Stonecast sink




Slam-latch luggage door shown on coach with Platinum Edition option



Whole system water filtration



12" Fantastic® fan



Battery disconnect

Hybrid mitered doors have the strength and integrity of a mortise and tenon door with the beauty of a mitered door



Steel belted radial tires shown with optional aluminum wheels



Optional JT's strong arm jack stabilizers



Exterior convenience center includes Within Reach water heater bypass valve, E-Z winterize valve, hot and cold exterior shower, black tank flush, 110V outlet plus cable and satellite hook-up.

Aerodynamic fiberglass front cap with LED hitch pin and marker lights



PlatTTform™ slide-out floors are moisture resistant



LP quick disconnect



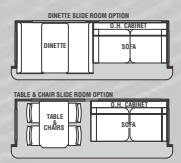
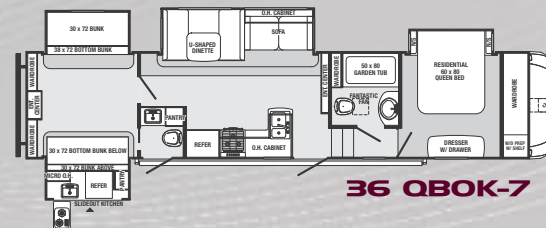
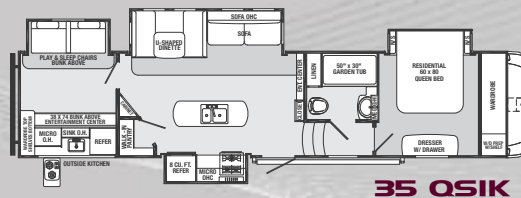
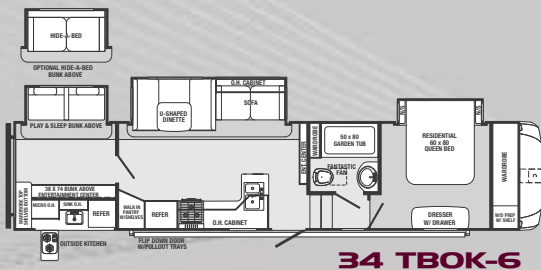
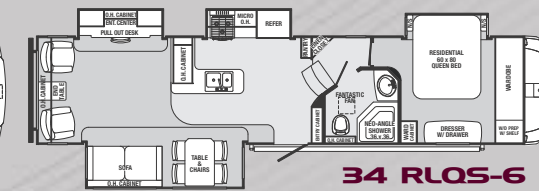
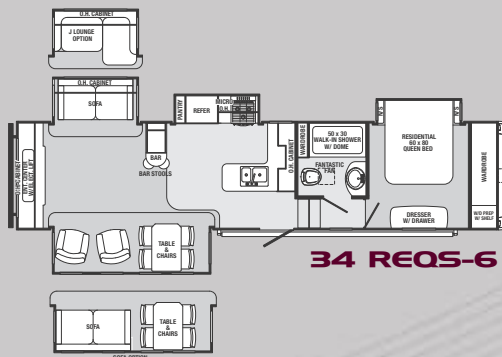
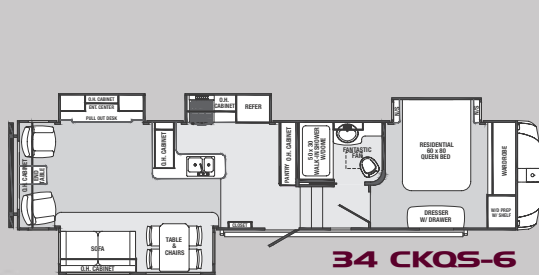
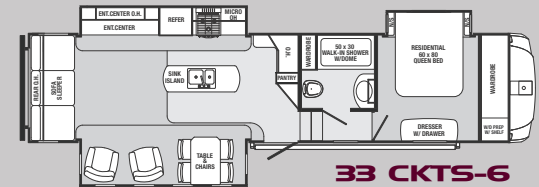
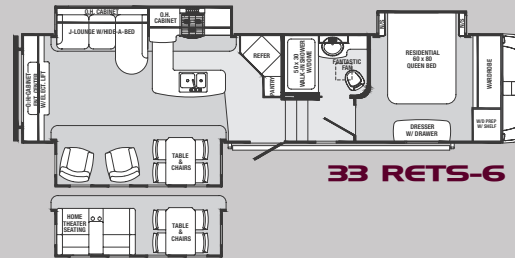
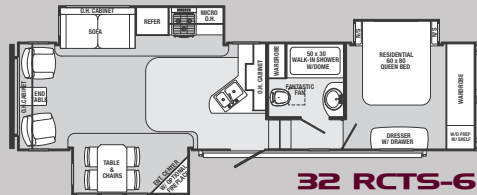
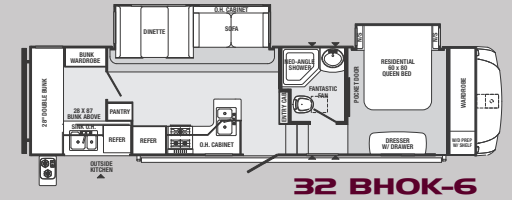
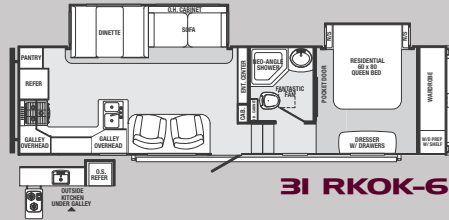
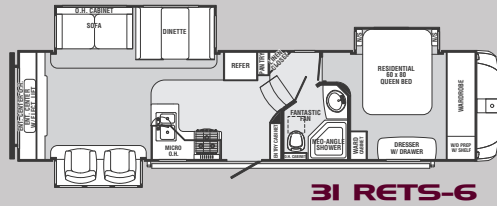
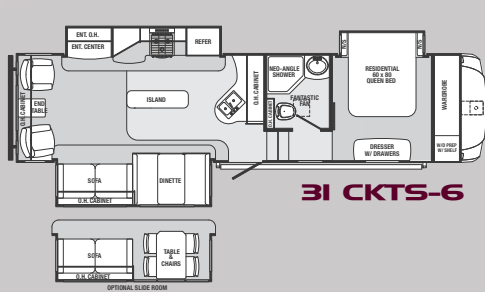
Optional flip-down bike/utility rack



Optional Trailair Rota Flex rubberized pinbox



SABRE FIFTH WHEELS



MODEL	31 CKTS	31 RETS	31 RKOK	32 BHOK	32 RCTS	33 RETS	33 CKTS	34 CKQS	34 REQS	34 RLQS	34 TBOK	35 QSIK	36 QBOK
Hitch Weight	1,692	1,688	1,847	1,872	1,774	1,890	2,048	1,920	1,750	1,944	1,750	2,098	1,825
Axle Weight	7,957	8,092	7,382	7,700	8,057	8,690	7,719	8,337	8,969	8,658	9,552	8,181	10,015
Dry Ship Weight	9,649	9,780	9,229	9,572	9,831	10,580	9,767	10,257	10,719	10,652	11,302	10,279	11,840
GVWR	13,092	11,848	12,007	12,032	13,774	13,890	14,048	13,920	13,750	13,944	13,750	14,098	15,825
CCC (Cargo Cap.)	3,993	2,018	2,728	2,410	3,893	3,260	4,231	3,613	2,981	3,292	2,398	3,769	3,935
Ext. Length	35' 2"	35' 2"	34' 2"	34' 4"	35' 5"	37' 6"	35' 3"	36' 4"	37' 2"	37' 7"	38' 10"	39' 4"	39' 4"
Fresh Water Cap. (gal.)	42	42	42	42	42	42	42	42	42	42	42	42	42
Black Water Cap. (gal.)	42	42	42	42	42	42	42	42	42	42	42	42	84
Grey Water Cap. (gal.)	84	84	84	120	84	84	84	84	84	84	120	120	84
Tire Size (in.)	16"	15"	15"	15"	16"	16"	16"	16"	16"	16"	16"	16"	16"
Awning Size (ft.)	15'	16'	20'	17'	17'	17'	TBD	TBD	17'	17'	21'	17'	22'

FIFTH WHEEL STANDARD FEATURES AND OPTIONS

DECOR Select your favorite from six designer fabric choices

KITCHEN

Large 8 Cu. Ft. Dometic® Refrigerator	S
Raised Hardwood Front Refrigerator Panels	SF
Residential-style, Self-Edged Countertop	S
Residential American Stonecast Sink, Under-Mount: Withstands 450 Degrees	S
Pull-out Faucet w/Sprayer	S
Food Grade Sink Cover & Cutting Board	S
Full Extension Drawers	S
Ball Bearing Roller Guides	S
Residential Size Overhead Cabinets	S
Magic Chef® Microwave	S
Range Cover	S
22" Oven	S
Installed Conveniences: Spice Rack, Knife Holder & Silverware Drawer	S
Residential Size Trash Can	S
Residential Size Pantry	S
110V Outlets (Dinette & Sofa Area)	S
Aluminum Framed Dinette Bases w/Plywood Seat Bases	S
Solid Surface Galley Countertop By LG®	O
Solid Surface Galley Extension By LG®	O
Free Standing Dinette w/Leaf Extension & Flip-up Storage (Chairs include seat storage)	O

BATHROOM

12" Fantastic, 3 Speed, High Capacity Fan	SF
Sky Dome Over Shower	S
34" Neo-Angle Shower w/Glass Enclosure & Integrated Towel Bar (Most models)	S
36" Neo-Angle Shower w/Glass Enclosure & Integrated Towel Bar (34 RLQS only)	S
50" X 30" Residential Shower w/Built-In Seat (W/A)	S
50" X 30" 8" Tub (34 TBOK, 35 QSIK & 36 QBOK)	S
Waterproof Shower Light	S
Residential American Stonecast Sink, Under-mount: Withstands 450 Degrees	S
Sink Cover	S
Residential-style, Wood Medicine Cabinet	S
Porcelain Toilet w/Foot Flush & "Power Flush Jets"	S
Installed Conveniences: Towel Ring, Soap Dish & Toothbrush Holder	S

Heat Vent (All bathrooms)	S
Air Conditioning Vent (All bathrooms)	S

BEDROOM

Quilted Bedspread w/(2) Pillow Shams	S
Residential Sized Chest Of Drawers w/Ball Bearing Guides	S
Prewired For Bedroom TV	S
Deluxe Pillow Top 60" X 80" Queen Serta 60" x 80" Queen Mattress	O
Serta 70" x 80" King Mattress W/A	O
Bedside Night Stand Shelves (Most models)	S
Convenient 110V Outlet (By each night stand)	S
Dual Reading Lights Over Bed	S
Smoked Glass Sliding Wardrobe Doors "Shoe Shelf" In Front Wardrobe	S
Pull-Out Drawers Under Bed Storage (Most models)	S
HD LCD TV	O

AUDIO & VIDEO

40" Name Brand HD LCD TV (Living room)(W/A)	S
Digital TV Antenna w/Amplifier Booster	HF
Learning Remote (Capable Of Controlling TV, Cable)	HF
200 Watt CD/DVD/AM/FM Player w/5.1 Surround Sound (12V for dry camping)	HF
True Five Speaker Surround Sound System w/Subwoofer	HF
Stereo (Includes weather band)	HF
Stereo Inputs (3.5 mm Audio, SD Card & USB)	HF
(2) Bedroom Speakers	HF
(2) Marine Grade Exterior Patio Speakers	HF
Antenna/Cable Hook-up w/110V & 12V Outlets In Pass Through Compartment	HF
RG-6 Satellite Prep	S
Satellite & Cable Hook-Up	S
Exterior Antenna For AM/FM Radio	S
Slide-out TV (Baggage area)	O

UTILITIES

Whole System Water Filtration	SF
35,000 BTU Furnace w/Automatic Ignition	SF
10 Gal. DSI Gas/Electric Water Heater w/16.2 Gallons Per Hour Quick Recovery	SF
"With In Reach" Water Heater Bypass Valve	S

Easy Siphon Winterize Valve	S
Independent Electric Slide-Outs	S
Convenience Center For Hook-Ups (Includes Hot & Cold Exterior Shower)	S
High Capacity In-floor Heat Ducting	S
13,500 BTU Air Conditioner w/Quick Cool Dump	S
Digital Thermostat	S
55 Amp Power Converter w/Smart Fan Cooling	S
Washer/Dryer Combo Ready	S
Battery Disconnect Switch	S
30 Amp Service w/Detachable Marine Power Cord	S
Command Center w/Tank Monitor Enclosed In Cabinet (Most models)	S
Black Tank Flush	S
12 Gal. DSI Gas/Electric Water Heater	O
15,000 Btu Air Conditioner w/Quick Cool	O
50 Amp Service w/2nd Air Conditioner Ready w/Detachable Marine Power Cord	O

EXTERIOR

Aerodynamic Fiberglass Front Cap w/LED Hitch Light & LED Marker Lights	S
6-Sided Welded Aluminum Structure: Sidewalls, Rear Wall, Front Wall, Floor, Roof, Slide-Outs	SC
Attic Vents For Roof Ventilation	S
Heated & Enclosed Underbelly	SC
Concealed Spare Tire	SF
Slam-latch Luggage Doors	S
Full Aluminum Radius Wrap On Lower Walls	S
Quick Release Snap Jack Pins Mounted Forward	S
Rear Roof Ladder	S
A&E Electric Awning w/Adjustable Arms	S
(2) Patio Safety Lights	S
Security Step Light At Main Entrance	S
Nitrous Filled Steel Belted Radial Tires w/Roadside Assistance	S
Axles w/Super Lube® Bearing System	S
Electric Powered Front Jacks	S
Deep Tint Safety Glass Windows	S
30" Entry Door (Most models)	S
Oversized Fold-away Entry Door Handle	S
Switchable Interior Light (At luggage doors)	S

Outside LP Gas Hook-Up w/Quick Connect	S
Crank-Down Stabilizer Jacks	S
Flexible 4" Rain Spouts	S
Trail Air® Equa-Flex™ Suspension	O
Flip-Down Bike/Utility Rack w/450 Lb. Capacity	O
Electric Stabilizer Jacks	O
6000 Lb. Axles	S
Trailair Rota Flex Pin Box	O
JT Strong Arm Stabilizers (Front Jacks only)	O
Slide-Out Toppers	O
Radiant Technology Insulation (Roof only)	O
Platinum Edition Exterior	O

INTERIOR

2 1/2" Cathedral Arched Roof Rafters	S
LED Lights; Pancake & Recessed Throughout	S
Electrolux Central Vacuum	O
Reclining Home Theater Seating (Putty & Cocoa colors)(W/A)	O
Top Cabinet Doors: Solid Hardwood	S
Lower Cabinet Doors: Solid Hardwood	S
Teflon Spacers On Cabinet Doors (Prevent warping, bending & cracking)	S
Cabinet Face Frames Are Screwed (Not stapled together)	S
Residential Beauflor® Linoleum w/7 Year Cold-Crack Warranty	S
Residential Shaw® Nylon Carpet w/R2x	S
Carpet Pad	S
Residential Ball Bearing Drawer Guides	S
Flush Floor Slide Rooms In Living Area w/6'1" Interior Height	S
Day/Night Shades Throughout Living Area	S
Cell Phone Charging/Organizer Station	S
Swivel Rocker Chair(s) (Per Floorplan)	S
Upgraded Hardwood Slide-out Fascia Throughout	S
Hardwood Step Treads To Bedroom/Bathroom	S
Electric Fireplace (Select models)	O
La-Z-Boy® Recliner IPO Swivel Rocker Chair	O
Euro Style Recliner IPO Swivel Rocker Chair	O
Beauflor® Linoleum, Plank Wood Pattern w/7 Year Cold-Crack Warranty	O
Ceiling Fan	O
Air Mattress Hide-A-Bed Sofa w/Linen Drawer	O



GREYSTONE



MOCHA



COCOA



CHESTNUT



SMOKE



PESTO

S = Standard O = Optional SF = Superior Feature Package SC = Superior Construction Package HF = High Fidelity Package

TRUE SIX-SIDED ALUMINUM CONSTRUCTION



PRE-DELIVERY INSPECTION FACILITY

20,000 square feet of quality assurance. The bare essentials for a premium product. This state-of-the-art facility gives immediate daily feedback to production for quality assurance in every unit built.

24/7 EMERGENCY ROADSIDE ASSISTANCE

For a worry-free ownership experience

Forest River includes one year of Coach-Net RV Technical & Roadside Assistance with each RV purchase. Whether new to the RV lifestyle or an experienced RV enthusiast, Forest River owners have 24/7 access to technical, operational and emergency road service coverage throughout the US & Canada. Coach-Net's fast, dependable service is just a phone call away.

Coach-Net®
RV Technical & Roadside Assistance



Forest River, Inc. encourages our customers to purchase their Forest River products from a local dealership whenever possible for the following reasons:

- 1) Forest River, Inc. dealers are independently owned and operated businesses so priority service and scheduling is at their discretion and is often provided to customers that purchased their unit at that dealership.
- 2) Purchasing locally allows customers to establish meaningful relationships with a dealer, enhancing the RV experience through assistance with product questions, user tips or RV regulations for your state or country, and much more!
- 3) Canadian customers must meet requirements to bring an RV purchased out of the country to their home. These requirements may involve additional inspections and certifications, taxes and fees. Your local Canadian Dealer is a professional at meeting these requirements.
- 4) Scheduling timely warranty repairs and adjustments through a local dealership provides far greater flexibility and convenience to you, the customer!

It is the goal of Forest River, Inc. that all of our RV owners fully enjoy the RV experience and that customer satisfaction meets or exceeds their expectations!

SIDEWALL CONSTRUCTION (R-9)

- Hi-Gloss Gel-Coated Fiberglass including Compartment Doors
- 1/8" Luan Backer
- 2nd 1/8" Luan Backer with Staggered Seams
- Welded Aluminum Wall Studs (All Openings Framed in Aluminum Tubing)
- High Density Solid Block Foam Insulation
- 1/8" Interior Decorative Board

ROOF CONSTRUCTION (R-14) + (R-14)

- Vented Attic
- One-Piece EPDM Rubber Roof with 12 Year Warranty
- 3/8" Roof Decking
- EcoBatt Glasswool Insulation (R-14)
- Aluminum Wrapped AC Duct
- 4-1/4" Tapered Aluminum Roof Trusses
- 1/8" Decorative Ceiling Board
- Optional Radiant Technology Insulation (R-14)

FLOOR CONSTRUCTION (R-14) + (R-14)

- 5/8" Seamless Floor Decking with 25 Year Warranty
- Welded Aluminum Floor
- Large-Capacity Heat Duct Plenum
- EcoBatt Glasswool Insulation (R-14)
- DARCO Wrapped Main Floor Moisture Barrier
- Tanks Wrapped in Heat Reflective Insulation (R-14)
- Corrugated, Puncture Resistant Underbelly



33RETS-6

Sabre Fifth Wheels are built to last with true, six-sided aluminum construction



Sabre by Palomino Forest River, Inc.
2412 Century Drive ■ Goshen, IN 46528
(269) 432-3271 ■ www.palominorv.com



Learn More

Scan this barcode using a QR Reader on your smart phone to learn more about Forest River.



A Berkshire Hathaway company.



FIFTH WHEELS
YOUR SABRE DEALER

All illustrations and specifications contained in this literature are based on the latest product information at the time of publication. Forest River, Inc. reserves the right to make changes in prices, colors, materials, equipment and specifications at anytime, without notice, and assumes no responsibility for any error in this literature. All weights shown are approximate. All units are shipped F.O.B. point of manufacture. ©Forest River, Inc. 2012 Sabre 2/13