

COLUMBUS Fifth Wheels
by Palomino



Rediscover North America with
COLUMBUS
by Palomino



COLUMBUS Fifth Wheels

by Palomares

*A unique
movable kitchen
island on Model
320RS locks in place
with four casters.
Bonded leather theater
seating, a sofa sleeper,
and an optional electric fireplace
create a great place to unwind.
Seville decor shown.*



Set a Course for the Ultimate Road Trip

– And Rediscover North America's Natural Beauty

Explore new places off the beaten path. Share the sites you knew as a kid with your own family. Designed with the insights of a seasoned Fifth Wheel enthusiast, the Columbus is distinctively styled with residential details. Rich hand-rubbed, raised panel cherry stained hardwood cabinetry with matching wine and spice racks, five inch drawer handles (instead of the standard four inch), durable dovetail drawer construction and attractive raised panel cabinet doors with hidden hinges create an upscale feeling of home.

All Columbus floorplans include a high rise residential faucet, stainless steel microwave/convection oven, a 3-burner stove, oven, and resilient, mold and mildew resistant flooring throughout. Model 320RS shown. Optional 4-door stainless steel refrigerator shown at right.





Rediscover True Luxury

Taste the regional flavors of small towns and big cities. Or stay "at home" with a choice of outdoor or indoor cooking. There's no such thing as roughing it when it comes to amenities. Columbus is designed with people who enjoy cooking in mind. A solid surface countertop with an extension and a deep double bowl stainless steel sink provide ample workspace.

The comfortable dinette includes two chairs with upgraded foam seating, plus two easy-to-stow folding chairs. Columbus' residential style curtains can be removed for cleaning. Model 325RL in Seville decor shown.





Live large with extra touches including: two pull-out pantries, plenty of countertop area for expanded work space, and an oven with a convection microwave. Slide out windows open for refreshing cross-flow ventilation. Options include a four door stainless look refrigerator, an ottoman with storage and an electric fireplace for ambience and warmth. Model 340RK with light wood flooring, Seville decor and Cantina Cocoa leather shown.

Rediscover Versatility

This people pleasing floorplan is open, airy and inviting. Model 340RK's flexible living space adapts, so family and friends can easily spread out, relax and enjoy a great time with good company.





Abundantly appointed, this Model 365RL is loaded with storage, rich, hand rubbed, cherry hardwoods, solid surface countertops and an optional side-by-side refrigerator. The entertainment center is equipped with a 40" LED TV and an optional electric fireplace. The deep storage coat closet in the hallway has plenty of room for shoes and boots.

Rediscover Style

Every carefully planned detail is designed to provide the comforts of home. Relax and enjoy an ever-changing landscape from the comfort of Columbus' spacious, well-lit living areas. Elegant pendant lights infuse a warm glow, while indirect lighting above the cabinets and long lasting LED ceiling lights create a spacious homestyle appeal.

This large, 60" x 30" one-piece fiberglass residential shower has a built-in seat, oversized skylight and a textured glass door. A rich, contoured cherry hardwood vanity houses a deep sink and solid surface countertop.

All of Columbus' spacious bedroom suites are luxuriously appointed with a hand rubbed, stained cherry hardwood headboard, slide out fascia, cabinetry and shelving. The queen bed with plush pillows and a premium bedspread has additional under bed storage, (a king bed is optional). The ample closet has built-in shelf, drawer and shoe storage, a handy laundry hamper, and is prepped for an optional washer and dryer.





Model 370FL front living room loft overlooks the kitchen and features large storage, overhead cabinets and an entertainment center across from comfortable theater seating. The 80" visionary sofa sleeper converts to create additional sleeping space. A large kitchen countertop work surface runs the full length of the railing (not shown). An optional electric fireplace creates warmth.

Explore Your Surroundings

After an adventurous day, return home to Columbus. Family and friends will appreciate the extra attention to detail each floorplan delivers. Discover recessed storage spaces for personal mementos and comfortable seating arrangements designed to create welcoming residential appeal.



Model 370FL's side aisle bathroom features a shower with a curved glass door and a skylight. The closet provides extra storage space and can accommodate an optional washer/dryer.

Share a tasty meal...this expandable dining table rotates to seat four people comfortably, two additional folding chairs are included. Pebble interior with tile-look flooring and optional four-door refrigerator shown.

This well-lit, double slide-out bedroom on Model 370FL offers plenty of headroom and walk-around space even when equipped with the optional King size bed, shown. The Cherry hardwood fascia wardrobe with dovetail drawers has loads of space for shoes and clothing.



COLUMBUS

By Design

Rediscover Comfort

– Reconnect with the People and Places You Love in Complete Comfort

From coast-to-coast and everywhere in between, an adventure with a Columbus Fifth Wheel makes traveling anywhere a perfect escape from the everyday world. Well designed floorplans provide versatile living quarters with plenty of storage for everyone's gear.

Model 385BH has five spacious slide outs, comfortable theater seating, bench seating and an island with a double bowl stainless steel sink. Optional booth dinette, 4-door, side-by-side refrigerator, Fantastic kitchen vent, electric fireplace and Granite decor with light wood plank look floor, shown at right.



The 385BH has a multi-purpose room with sleeping areas for four. Accommodations include permanent bunks above on both sides, with seating below that converts to a standard bed on one side, and a flip-down bed on the other. This half bath is accessible from the bunk house or outdoors. Shown at left with Seville decor and tile-look floor.







Seville



Pebble



Granite

Columbus -

Columbus is designed to deliver the construction integrity experienced RV enthusiasts expect. From generously layered laminated construction, to premium insulation from top to bottom and side to side lasting comfort sets the standard.

- ◆ Bubble foil insulation in the underbelly for added R-Value
- ◆ Heat pad on all tanks
- ◆ True 5-side lamination: Sidewalls, slide-out end walls, rear wall, roof and floor are framed in aluminum and laminated
- ◆ Floor is 3-1/2" thick
- ◆ Roof at crown is 6" thick
- ◆ Metal skirting is wrapped and attached under the frame for a full enclosure.



Cherry hardwood hallway steps include a central vacuum and a deep storage closet.



Each model has a convenient storage area to house the solid surface sink cover.



All models have energy efficient LED lights in the living area.



All Columbus kitchens feature a stainless steel convection/microwave oven.



Three 20 lb. LP tanks for easy exchange, along with huge pass-through storage with a convenience center for all utility needs are standard features.

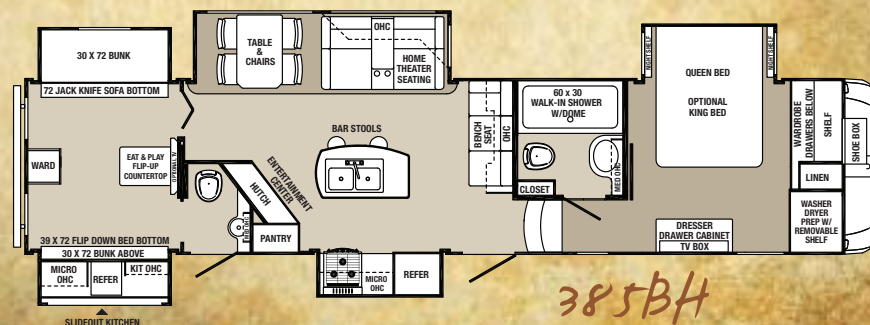
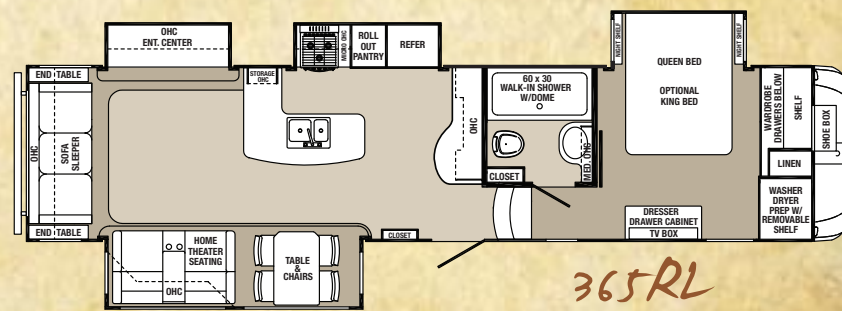
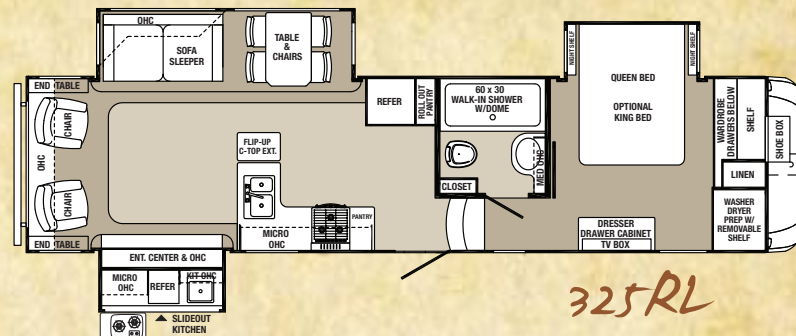
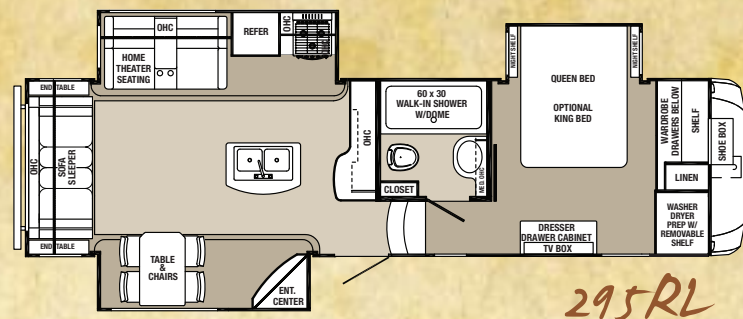
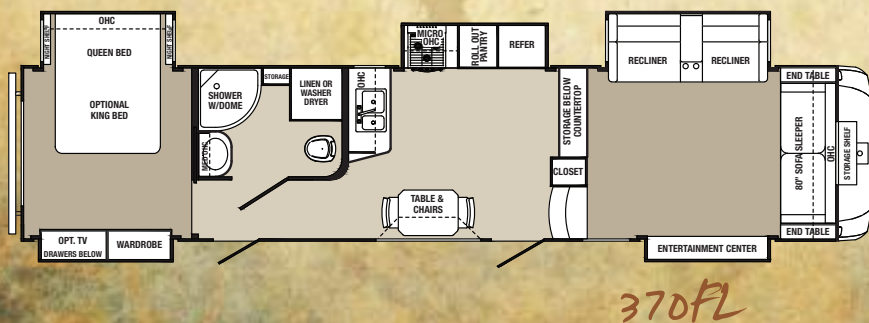
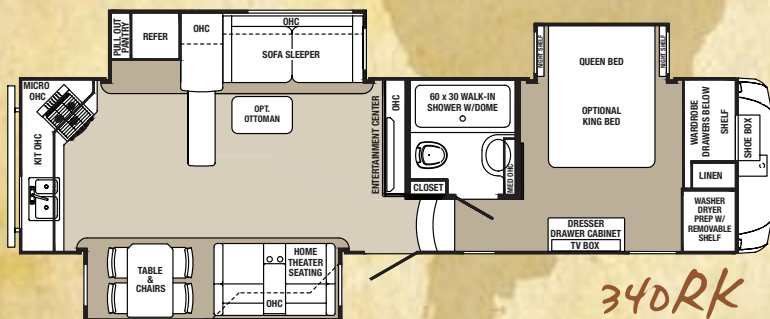
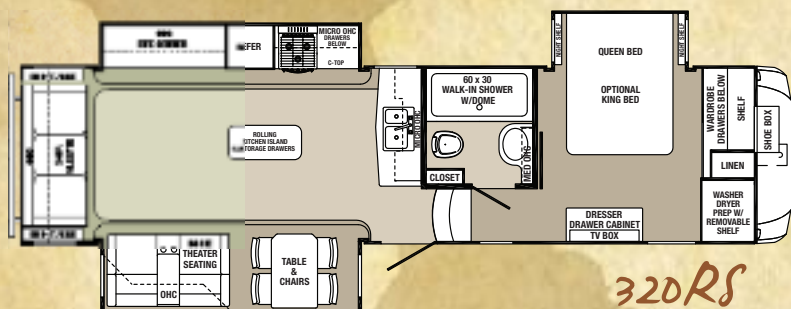


Construction



Floorplans

Every spacious Columbus floorplan is 100" wide. Living area slide outs have 6'6" high ceilings, with easy to maneuver flush floors. Five strategically placed heating vents are distributed out of traffic areas throughout the coach for maximum comfort. High gloss exteriors are available in two color schemes - Cream and Grey, with full-body skirting to enhance aerodynamics.



The All New Columbus Standard Features

Construction

- ◆ 100" Wide Body
- ◆ All Welded Aluminum Frame
- ◆ 5-Sided Lamination plus Front Cap
- ◆ 6" Radius Roof w/Laminated Block Foam
- ◆ 6' 6" Height (Living area slides)
- ◆ (5) Heat Ducts Out of Traffic Areas
- ◆ Snap-in Ceiling Molding - No Staples or Tape
- ◆ 12-Volt Heat Pads on All Holding Tanks
- ◆ Laminated Floor with Astro-Foil Insulation
- ◆ R-38 Floor Insulation
- ◆ R-30 Roof Insulation
- ◆ R-9 Sidewall Insulation
- ◆ Trail-Air Equa Flex Suspension w/Easy Lube Axles
- ◆ 16" Wheels w/Nitro Fill Tires

Interior

- ◆ Large Frameless Windows Throughout (Tinted)
- ◆ Hidden Hinges
- ◆ Upgrade Door & Drawer Hardware w/Dovetail Drawers

- ◆ Upgraded Crack-resistant Flooring (Living Area)
- ◆ Upgrade True Solid Surface Counter Tops Bath/Kitchen
- ◆ Built-in Individual Cherry Hardwood Wine & Spice Rack (295RL, 320RS, 365RL)
- ◆ LED Lights
- ◆ Residential Crown Molding Throughout Unit
- ◆ True Hardwood Fascia
- ◆ 24 Ounce Carpet
- ◆ Day/Night Shades (Living Area)
- ◆ Night Shades (Bedroom)
- ◆ Cherry Stained Hardwood Steps
- ◆ Central Vacuum System
- ◆ Large Entry Closet for Jacket & Shoe Storage

Exterior

- ◆ Heavy Weight Slam Latch Storage Doors
- ◆ 2-Tone Aluminum Wheels
- ◆ 2-Tone Wheel Well Skirting
- ◆ 2-Exterior Color Choices (Cream & Grey)
- ◆ Heated Utility Convenience Center
- ◆ Black Tank Flush
- ◆ Outside AM/FM/CD Receiver w/USB Port
- ◆ Electric Rear Stabilizer Jacks

- ◆ Outside Shower
- ◆ 3-20 lb. LP Tanks on Slides (EZ replacement)
- ◆ Full View Entry Door w/Window and Screen Door
- ◆ Battery Disconnect
- ◆ Power Awning w/LED Lighting
- ◆ 6,000 lb. Axles w/10" I-Beam Frame (295RL, 320RS, 340 RK, 325RL)
- ◆ 7,000 lb. Axles w/10" I-Beam Frame (365RL, 370FL, 385BH)
- ◆ Crank Down Spare Tire
- ◆ Storage Rack in Front Compartment

Furniture

- ◆ Residential Theatre Seating w/Storage
- ◆ Williamsburg 80" Visionary Sofa Sleeper (320RS, 340RK, 365RL, 370FL)
- ◆ Cherry Hardwood Desk Top
- ◆ Residential High End Dining Chairs w/Upgraded Foam Seating

Bedroom

- ◆ Laundry Hamper (N/A 370FL)
- ◆ Wall Mounted & Framed TV Cabinet
- ◆ Cherry Hardwood Dresser Top
- ◆ Pillow Top Mattress

- ◆ French Mirrored Sliding Closet Doors
- ◆ High End Bedspread & Pillows

Appliances

- ◆ Upgrade 8 Cu. Ft. Refrigerator w/Adjustable Temp Settings
- ◆ 40" LED TV
- ◆ 10 Gallon Water Heater w/Quick Recovery
- ◆ Deluxe Stereo Surround Sound w/DVD Player
- ◆ Cell Phone/iPad Charging Station
- ◆ Washer/Dryer Prep
- ◆ Full System Water Purifier
- ◆ Residential Convection Microwave
- ◆ 15,000 BTU A/C
- ◆ 40,000 BTU Furnace

Kitchen

- ◆ Pull-out Pantry
- ◆ Storage for Sink Covers
- ◆ Recessed Solid Surface Sink Covers
- ◆ Residential Undercounter Storage
- ◆ Recessed Solid Surface Range Cover
- ◆ Residential Tile Look Back Splash
- ◆ Additional Lighting above Sink Area
- ◆ Large Double Bowl Stainless Steel Sink
- ◆ Single Lever Faucet w/Pull-out Sprayer
- ◆ Movable Island (320RS)

Bathroom

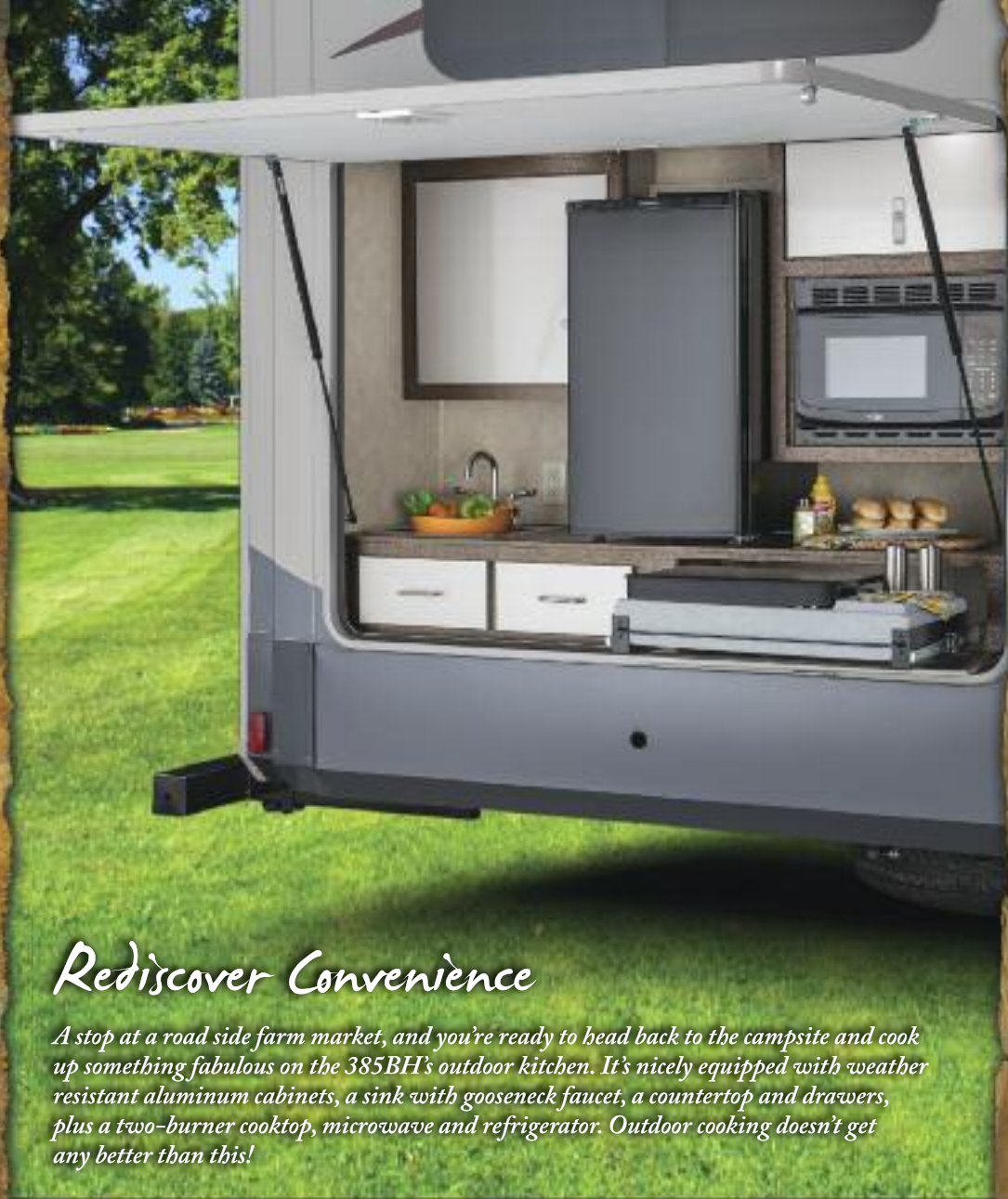
- ◆ 60" x 30" One-piece Fiberglass Shower w/Seat & Built-in Shelves For Toiletries (N/A 370FL)
- ◆ Solid Surface Counter Top
- ◆ 3-Speed Power Vent
- ◆ Porcelain Toilet w/Sprayer
- ◆ Towel Rack

Options

- ◆ 13,500 Bedroom A/C
- ◆ Low Profile 13,500 Bedroom A/C
- ◆ TrailAir Roto Flex Pin Box
- ◆ TrailAir Tri-Glide Air Ride
- ◆ Electric Fireplace
- ◆ 3 Slide Toppers (295RL, 320RS, 325RL, 340RK)
- ◆ 4 Slide Toppers (365RL)
- ◆ 5 Slide Toppers (370FL, 385BH)
- ◆ 4-Way Auto Level System (N/A 340RK, 365RL, 370FL, 385BH)
- ◆ 6-Way Auto Level System (Available all models)
- ◆ Strong Arm Stabilizer Package
- ◆ Stackable Washer & Dryer
- ◆ Dual Pane Windows
- ◆ 32" Bedroom LED TV
- ◆ 32" Bunkroom LED TV (385BH)
- ◆ 24" Kitchen LED TV (370FL)
- ◆ Bedroom Fantastic Vent w/Rain Sensor
- ◆ Kitchen Fantastic Vent w/Rain Sensor (Available most models)
- ◆ Heat Pump For Main A/C
- ◆ 4 Door Stainless Steel Front Refrigerator (N/A 295RL)
- ◆ Booth Dinette (N/A 295RL)
- ◆ King Bed As Applicable
- ◆ Serta Trump Series Mattress
- ◆ Bike Rack (N/A w/Rear Cap)
- ◆ Fiberglass Rear Cap (N/A Bike Rack)
- ◆ Generator Prep
- ◆ 5.5 Generator Installed (Includes Gen. Prep)
- ◆ Wood Plank-look Floor
- ◆ Light Wood Plank-look Floor
- ◆ Tile-look Floor
- ◆ 2 Deluxe Recliners (N/A 295RL)
- ◆ Wireless Back-up Camera
- ◆ Your choice to get lost in North America so you can really enjoy your Columbus.

Specifications

Columbus Fifth Wheels	295RL	320RS	325RL	340RK	365RL	370FL	385BH
Hitch Weight (lbs.)	1,940	2,015	1,970	1,980	1,910	2,280	1,940
Ship Weight (lbs.)	10,010	10,604	10,654	10,905	11,766	11,605	11,811
GVWR	13,940	14,015	13,970	13,980	15,910	16,280	15,940
Cargo Capacity	3,763	3,344	3,249	3,075	4,077	4,675	4,062
Exterior Length	34' 5"	36' 9"	37' 4"	36' 6"	39' 7"	41' 5"	41' 1"
Exterior Height	12' 10"	12' 10"	12' 10"	12' 10"	12' 10"	12' 10"	12' 10"
Exterior Width	100"	100"	100"	100"	100"	100"	100"
Fresh Water (gal.)	64	64	64	64	64	64	64
Gray Water (gal.)	73	78	78	78	78	86	83
Black Water (gal.)	43	43	43	43	43	43	86
Awning Size	16'	16'	19'	16'	18'	18'	16'



Rediscover Convenience

A stop at a road side farm market, and you're ready to head back to the campsite and cook up something fabulous on the 385BH's outdoor kitchen. It's nicely equipped with weather resistant aluminum cabinets, a sink with gooseneck faucet, a countertop and drawers, plus a two-burner cooktop, microwave and refrigerator. Outdoor cooking doesn't get any better than this!



Learn More
Scan this barcode using
a QR Reader on your
smart phone to learn
more about Forest River.



A Berkshire Hathaway company.

All illustrations and specifications contained in this literature are based on the latest product information at the time of publication. Forest River, Inc. reserves the right to make changes in prices, colors, materials, equipment and specifications at anytime, without notice, and assumes no responsibility for any error in this literature. All units are shipped F.O.B. point of manufacture. ©2013 Palomino RV. A division of Forest River, Inc., a Berkshire Hathaway Company. 7/13 Columbus



PRE-DELIVERY INSPECTION FACILITY

20,000 square feet of quality assurance. The bare essentials for a premium product. This state-of-the-art facility gives immediate daily feedback to production for quality assurance in every unit built.



Forest River, Inc. encourages our customers to purchase their Forest River products from a local dealership whenever possible for the following reasons:

- 1) Forest River, Inc. dealers are independently owned and operated businesses so priority service and scheduling is at their discretion and is often provided to customers that purchased their unit at that dealership.
- 2) Purchasing locally allows customers to establish meaningful relationships with a dealer, enhancing the RV experience through assistance with product questions, user tips or RV regulations for your state or country, and much more!
- 3) Canadian customers must meet requirements to bring an RV purchased out of the country to their home. These requirements may involve additional inspections and certifications, taxes and fees. Your local Canadian Dealer is a professional at meeting these requirements.
- 4) Scheduling timely warranty repairs and adjustments through a local dealership provides far greater flexibility and convenience to you, the customer!

It is the goal of Forest River, Inc. that all of our RV owners fully enjoy the RV experience and that customer satisfaction meets or exceeds their expectations!

24/7 EMERGENCY ROADSIDE ASSISTANCE

For a worry-free ownership experience Forest River includes one year of Coach-Net RV Technical & Roadside Assistance with each RV purchase. Whether new to the RV lifestyle or an experienced RV enthusiast, Forest River owners have 24/7 access to technical, operational and emergency road service coverage throughout the US & Canada. Coach-Net's fast, dependable service is just a phone call away.

Coach-Net®

RV Technical & Roadside Assistance



Forest River, Inc.
Palomino RV
105-1/2 C.R. 14
Middlebury, IN 46540
www.palominorv.com

Your Authorized Columbus Dealer