

DAMARATM

By Safari *B-Plus*



Damara B-Plus By Safari



Optional Lower Paint

More of Everything

More space and more features describe the Damara™ B-Plus. You won't find a more complete class B motorhome. Proficient in design, this classy unit is appointed with an abundance of features set within an attractive, roomy interior. A choice of floor plans includes slide-out models that add even more living space for your leisure time pleasure.



Fully Functional Galley



252DS with Standard Hide-A-Bed Sofa and Dual Slides



Model 285 Rear
Pass-Thru Compartment



Optional 13 Inch TV in
Bedroom (293 TS Only)

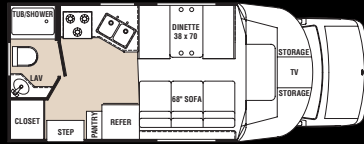


Model 213
Utility Storage

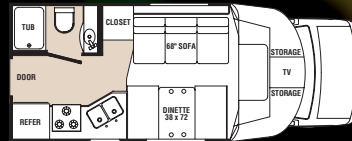


Convenient Slide-Out
Battery Tray


Floor Plans & Specifications



213



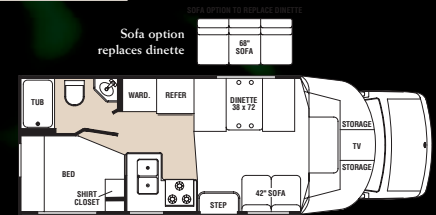
214



Sofa option
replaces dinette

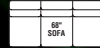


235S

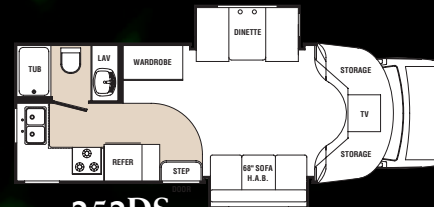


251

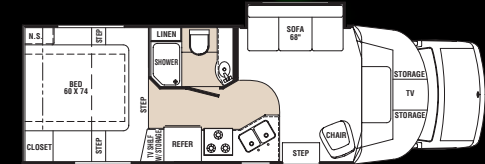
Sofa option
replaces dinette



293TS



252DS



285

SPECIFICATIONS

	213	214	235s	251	252DS	285	293TS
Ford Engine	6.8L	6.8L	6.8L	6.8L	6.8L	6.8L	6.8L
Wheel Base	138"	138"	158"	176"	194"	190"	198"
GVWR	10,700	10,700	10,700	14,050	14,050	14,050	14,050
GAWR (Front)	4,600	4,600	4,600	4,600	4,600	4,600	4,600
GAWR (Rear)	7,500	7,500	7,500	9,450	9,450	9,450	9,450
GCWR	*	*	*	*	*	*	*
Chevy Engine	6.0L	6.0L	6.0L	6.0L	6.0L	6.0L	6.0L
Wheel Base	139"	139"	159"	177"	195"	191"	199"
GVWR	12,300	12,300	12,300	12,300	12,300	14,050	14,050
GAWR (Front)	4,300	4,300	4,300	4,300	4,300	4,600	4,600
GAWR (Rear)	8,600	8,600	8,600	8,600	8,600	9,450	9,450
GCWR	**	**	**	**	**	**	**
Ext. Length w/o ladder/spare tire (Ford)	21'-11"	21'-5"	22'-7"	25'-1"	26'-2"	27'-11"	29'-3"
Ext. Length w/o ladder/spare tire (Chevy)	22'-10"	22'-4"	23'-6"	26'-0"	26'-8"	28'-0"	29'-4"
Exterior Height w/AC	10'-8"	10'-8"	10'-8"	10'-8"	10'-8"	10'-8"	10'-8"
Exterior Width	99"	99"	99"	99"	99"	99"	99"
Interior Width	95-1/2"	95-1/2"	95-1/2"	95-1/2"	95-1/2"	95-1/2"	95-1/2"
Interior Height	82"	82"	82"	82"	82"	82"	82"
Awning Size	13'-0"	12'-0"	13'-0"	16'-0"	13'-0"	13'-0"	13'-0"
Fuel Chev/Ford (Gal.)	35/37	35/37	35/37	57/55	57/55	57/55	57/55
LPG (Pounds)	42	42	42	42	42	42	42
Fresh Water Capacity (Gal.)†	35	33	35	35	35	45	34
Waste Water (Gal.)	32	27	27	27	27	27	27
Gray Water (Gal.)	32	32	32	32	32	32	32
Furnace BTU's	25,000	25,000	25,000	25,000	25,000	30,000	30,000

Note: GCWR weights vary depending on engine size and rear end ratios. Weights are approximate and based on standard features. Optional equipment is not included.

* GCWR Ford, 13,000 w/5.4L-V8 & 4.10 rear axle ratio, 18,500 w/6.8L-V10 & 4.1 rear axle ratio, 20,000 w/6.8L-V10 & 4.56 rear axle ratio

**GCWR GM, 16,000 w/6.0L-V8 & 4.10 rear axle ratio # Sizes may change due to chassis sizes

***GCWR GM 14,050 chassis, 17,600 w/6.0L-V8 and 4.10 rear axle ratio † Includes water heater capacity

Standard
Bathroom
Unit

Standards & Options

Kitchen & Appliances

- 3 Burner Range Top
- Adjustable Pantries (Most Models)
- Flush Mount, Single Door Refrigerator
- Gooseneck Faucet
- Lighted Power Range Hood
- Pedestal Dinette Table
- Self Edge Wood Edge Laminate Countertop (Kitchen/Dinette)

Interior

- Barrel Chair(s) (Where Applicable)
- Bedspreads, Pillows, Pillow Shams (251, 285, 293TS)
- Decorator Mirror
- Fabric Covered Dinette Back, Side & Top
- Fabric Hide-A-Bed Sofa with Innerspring Mattress (252DS, 293TS)
- Large Stainless Steel Double Bowl Sink
- Mini-Blinds Throughout with Decorative Box Valances
- Mortise & Tenon Overhead Cabinet Doors with Beveled Mirrors (Living Area)
- Plush Sofa and/or Dinette
- Raised Panel Mortise & Tenon Overhead Cabinet Doors (Galley/Bedroom)
- Residential Linoleum (Galley, Bath, Entryway)
- Sliding Pedestal Table (Where Applicable)
- Soft Touch Vinyl Ceiling
- Stain Resistant Carpeting
- Wall Clock
- Welded Aluminum Dinette Frame

Bath

- 6 Panel Bath Door
- 12V Power Roof Vent
- Hand Flush Commode

- Medicine Cabinet with Mirror
- Skylight in Shower

Entryway

- Automotive Step Well
- Entry Door with Dead Bolt Lock
- Integrated Manual Step
- Large Upgraded Assist Grab Handle
- Porch Light
- White Trimmed Entry Door

Chassis

- 35-57 Gallon Fuel Tank Capacity
- Aerodynamic Front Fiberglass Cap
- Big Button AM/FM/Cassette/CD Radio with (SIRIUS® Satellite Ready)
- Chevrolet/Ford (See Options Section)
- Daytime Running Lights
- Dual Air Bags
- Factory Air Conditioning, Cruise Control, Tilt Wheel & Power Steering
- Heavy-Duty 4-Speed Automatic, Overdrive Transmission
- Intermittent Windshield Wipers
- Power Windows & Door Locks
- Radial Tires
- Rear Mud Flaps
- Reclining Captain's Chairs
- Stainless Steel Wheel Covers

Construction

- Fully Laminated Roof, Walls, & Floors with High-Density Block Foam Insulation
- Fully Welded Tubular Aluminum Roof & Sidewall Construction
- One Piece TPO Roof

Exterior

- Deluxe Graphics Package
- Exterior Recept - GFI Protected
- Locking Exterior Storage Doors

- One Piece Fiberglass Rear Wall Surround
- Radius Corner Slider Windows
- Smooth White .070 Filon Plus Fiberglass

Utilities

- 6 Gallon Gas Water Heater
- 12V Water Pump
- 25,000-30,000 BTU Elect. Ign. Furnace
- 30 Amp 120V Power Supply
- Battery Disconnect
- Carbon Monoxide Detector
- City Water Hook-Up
- "Command Central" Systems Monitor/Switch Panel
- Fire Extinguisher
- Generator Prep (Wire & Plumb)
- LP Gas Detector
- Pre-Wire for Ducted A/C
- Satellite Dish Prepped
- Shore Line Power Cord
- Single 12V Auxiliary Battery with 2 Battery Capacity Slide Out Tray
- Smoke Detector
- Solid State 55 Amp 12V Power Converter
- Water Heater Bypass

Options

- 4.0 Onan Micro-Lite Generator with Auto Change Over
- 13,500 BTU Penguin Low Profile Air Conditioner
- 15,000 BTU Penguin Low Profile Air Conditioner
- 13" TV in Bedroom (293TS Only)
- 24" Color TV with Antenna Hook-Up in Overhead Cabinet
- AM/FM/CD SIRIUS® Satellite Ready with LCD Color Rear Vision System (Replaces Standard Radio)
- Automatic Electric Entrance Step (Side Entrance Only)

- Awning
- CSA Approval
- Day/Night Shades
- Deluxe Heated/Remote Break-away Exterior Mirrors
- Diamond Shield™ Paint Protection (Required With Full Body Paint)
- DVD/VCR Video Package
- Exterior Entertainment Center with CD Player
- Fantastic Fan™
- Fiberglass Running Boards
- Folding Range Cover
- Ford V-8 Chassis with 5.4L Engine (Special Order)
- Ford V-10 Chassis with 6.8L Engine
- Full Body Paint Includes High Gloss Gel-Coat Fiberglass (One Piece Rear Fiberglass Ring)
- Gas/Electric DSI Water Heater
- Half Time Microwave Oven
- Hellwig® Helper Springs (Required 293TS)
- High Gloss Gel-Coat Fiberglass
- Holding Tanks with Heat Pads
- Home Theatre Surround Sound System with 5 Omni-Directional Speakers & Sub-Woofers
- Large Double Door Refer
- Lower Paint
- Outside Shower
- Rear Ladder
- Refer-Front Black High Gloss Plexi-Glass
- Refer-Front Raised Panel
- Sink Covers (2)
- Spare Tire with Continental Tire Cover
- Slide-Out Awnings (Forced Option)
- Sofa IPO Dinette (214, 251)
- Stainless Steel Wheel Inserts
- Telephone Jack

- TV Antenna/Booster/Jack, Cable Ready
- Woodgrain Dash Treatment

Warranty

- 12 Months/18,000 Miles Basic Limited Warranty
- 2 Year Structural - See Dealer for Complete Coverage
- 3 Years/36,000 Miles Chassis Warranty



Live out loud.

91320 Coburg Industrial Way
Coburg, OR 97408
1.800.458.8735
www.safarimotorcoaches.com



MONACO COACH CORPORATION
Monaco is traded on the New York Stock Exchange under the listing MNC. 2006, Monaco Coach Corporation

LISTED
NYSE

SEATBELTS
Everybody's Wearing Them

Your Dealer:

1 Towing capacity is limited by GCWR, your vehicle's towing capacity is the difference between the GCWR and the actual vehicle weight, including all water, fuel, passengers and cargo. Your towed vehicle should be equipped with auxiliary brakes if the weight of the towed vehicle exceeds 1,000 lbs. Consult your owner's manual for further towing information.

2 All tank capacities are estimated based upon calculations provided by the tank manufacturers and represent approximate capacities. The actual "usable capacity" may be greater or less than the estimated capacities based upon fabrication and installation of the tanks.

3 Actual filled LP capacity is 80% of listing due to safety shut-off required on tank.

The actual overall length of the recreational vehicle may differ from that indicated in the brochure due to variances in the manufacturing process and/or installed components. The actual length may be greater or less than that indicated. Due to the large variety of options and floorplan arrangements available to our customers, actual weights for each unit can differ significantly. Monaco Coach provides a weight sticker on each unit we produce which includes that unit's tank capacities and approximate weight. Consult your local Monaco Coach dealer for unit availability and further information. The information printed in this brochure reflects product design, fabrication, and component parts at the date of printing. The manufacturer reserves the right, at any time, to make changes in product design or material or component specifications as its sole option, without notice. This includes the substitution of components of a different brand or trade name which will result in comparable performance. All information printed in this brochure is subject to change after the date of printing. Some features shown or mentioned in this brochure are optional and may only be available in selected floorplans. Photographs may show props or decorations that are not standard equipment on Monaco Coach models. Monaco Coach, the Monaco logo and its design, are registered trademarks. All other products and company names are trademarks and/or registered trademarks of their respective holders. While the color of the motorhome's exterior and the interior fabrics depicted in this sales brochure are fair and reasonable depictions, the colors depicted may not be an exact match of the actual colors because of the variances in photoprocessing and variances caused by inserting the photographs within the sales brochure. Due to product improvements, changes during the model year and/or transcription errors that may occur, information represented within this brochure may not be accurate at the time of your purchase. If certain information is significant to your purchasing decision, please confirm the information with your dealer prior to submitting your order. Component part and appliance manufacturers issue limited warranties covering those portions of the recreational vehicle not covered by the Limited Warranties issued by Monaco Coach Corporation. To learn which specific component parts and appliances are excluded from the Limited Warranties issued by Monaco Coach Corporation, please contact your selling dealership or Monaco Coach Corporation directly, or review the warranty packet inside the recreational vehicle.