



# BRISTOL BAY

*By Sunny Brook*



**WHERE LUXURY AND VALUE MEET**





Model 3150 FWRL shown in Copper Mountain.



The 3150 FWRL in Copper Mountain features a spacious design.



Model 3155 RK is shown in Cocoa Bay.



Our large 60x80 inch bed and oversized lavatory sink, tub/shower surround with glass door, and bathroom power vent are nice amenities.



This large, solid-surface kitchen countertop along with pull out faucet and a 21" oven and microwave are all standards.



Great standards like these swivel rockers, and options like a Hide-a-Bed sofa, central vacuum and much more are available on Bristol Bay.



This console includes a TV and AM/FM/DVD 5.1 entertainment center with true stereo surround sound. All standard features on all models.



# STANDARDS, OPTIONS, SPECS AND FLOORPLANS

## STANDARD FEATURES

### EXTERIOR AND CONSTRUCTION

- MOR-ryde® RE Suspension
- I-Beam Frame
- High Gloss Gel Coat Exterior
- Fiberglass Front and Rear cap
- Heated and Enclosed Tanks
- R-7 Insulation
- Full Walk on Roof
- Rubber Roof
- 30" Radius Entry Door
- High Illumination Scare Light
- Large Swing Out Entry Handle
- Dual 30lb. LP Tanks
- Radius Baggage Doors
- Bumper w/ Drain Hose Carrier
- Super Lube Axles
- Awning
- Stabilizer Jacks
- Power Front Jacks (Fifth Wheels only)
- 60 Gallon Fresh Water Tank
- 5/8" Plywood Flooring
- 15.0 Ducted Air Conditioner
- Ducted Floor Heat
- Extra Large Storage

### INTERIOR

- Porcelain Foot Flush Toilet
- Night Shades
- Satellite Prep
- Rebond Carpet Padding
- Cable TV Hookup
- Glass Shower Door (when applicable)
- TV Antenna and Booster
- Tub / Shower Surround
- Double Door Refrigerator
- Deep Lipped Overhead Cabinetry

- Microwave
- Oven 21"
- Entertainment Center Cabinet
- Pull-out Kitchen Faucet
- Under Bed Storage with Gas Struts and safe
- Oversized Lavatory Sink
- True 5.1 Stereo Surround
- AM/FM/DVD 5.1 Entertainment Center
- Lumber Core Cabinet Stiles
- 3 Burner Range
- Screwed Cabinet Frames
- Solid Surface Kitchen Countertop
- 10 Year Cabinet Door Warranty
- LP Leak Detector
- Metal Drawer Guides
- Carbon Monoxide detector
- Poplar Wood Cleats (a true hard wood)
- Bathroom Power Vent
- Free Standing Table and Chairs
- Angled and Stylish Overhead Cabinetry
- 60" x 80" Bed
- Wallpaper Border
- Bedspread
- Valances with Curtains
- 6 Gallon DSI Gas/Electric Water Heater
- Water Heater By-pass
- E-Z Winterizing System
- 27" LCD TV

### OPTIONAL EQUIPMENT

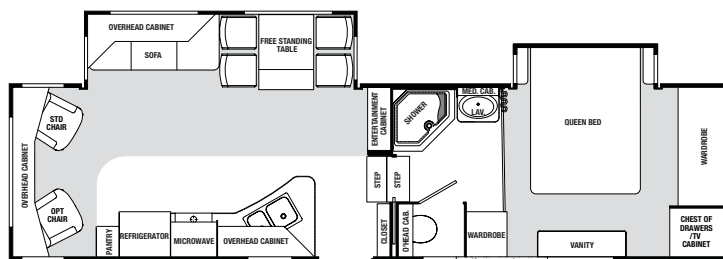
- Swivel Rocker
- Hide-a-Bed Sofa
- 13.5 Ducted A/C in Bedroom

|                           | 3150 RL            | 3155 RK            | 3450 TS <sup>†</sup> |
|---------------------------|--------------------|--------------------|----------------------|
| EXTERIOR LENGTH*          | 32'-7 3/8"         | 32'-7 3/8"         | 35'-10"              |
| EXTERIOR HEIGHT**         | 12'-3 1/2"         | 12'-3 1/2"         | 12'-3 1/2"           |
| EXTERIOR WIDTH            | 8'-2 1/2"          | 8'-2 1/2"          | 8'-2 1/2"            |
| INTERIOR HEIGHT           | 7'-0"              | 7'-0"              | 7'-0"                |
| DRY HITCH WEIGHT/LBS.***  | 2211               | 2280               | 2500                 |
| DRY GROSS WEIGHT/LBS.***  | 9497               | 9911               | 10888                |
| GVWR/LBS.                 | 15000              | 15000              | 15000                |
| DUAL 6000 LBS.            | STR. AXLES         | STR. AXLES         | STR. AXLES           |
| TIRE SIZE                 | ST235/80R16E       | ST235/80R16E       | ST235/80R16E         |
| HITCH HEIGHT              | 48"                | 48"                | 48"                  |
| AWNING SIZE               | 20'                | 17'                | 16'                  |
| FURNACE SIZE              | 35M BTU            | 35M BTU            | 35M BTU              |
| DOMETIC GAS/ELEC REFRIG.  | DOUBLE DOOR        | DOUBLE DOOR        | DOUBLE DOOR          |
| FRESH WATER CAPACITY/GAL. | 60                 | 60                 | 60                   |
| BLACK WATER CAPACITY/GAL. | 33                 | 33                 | 33                   |
| GRAY WATER CAPACITY/GAL.  | 69                 | 69                 | 69                   |
| SLEEPING CAPACITY         | 4 (6 w/ OPTION BD) | 4 (6 w/ OPTION BD) | 4 (6 w/ OPTION BD)   |

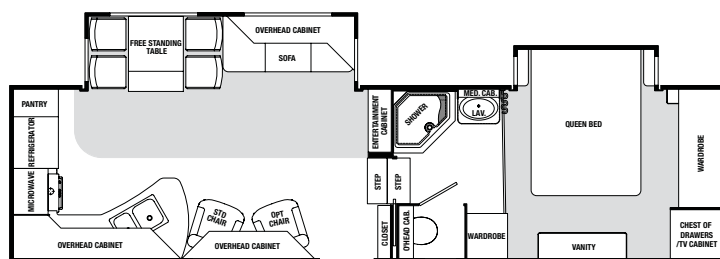
\*From center of king pin to rear bumper \*\*Includes AC on roof \*\*\*Not including options

- 15.0 Ducted A/C in Bedroom
- Fantastic Fan w/ Rain Sensor
- Aluminum Wheels
- Slide Room Awning
- 10 Gal. Gas/Electric DSI Water Heater
- Ceiling fan
- Pre-wire for Second A/C (Requires 50 amp)
- 50 amp Service
- MOR-ryde® Extended Pin Box
- Generator Prep (LP Only)
- Kitchen/Bedroom Slide Room Awning
- Extreme Weather Package
- Convection Microwave

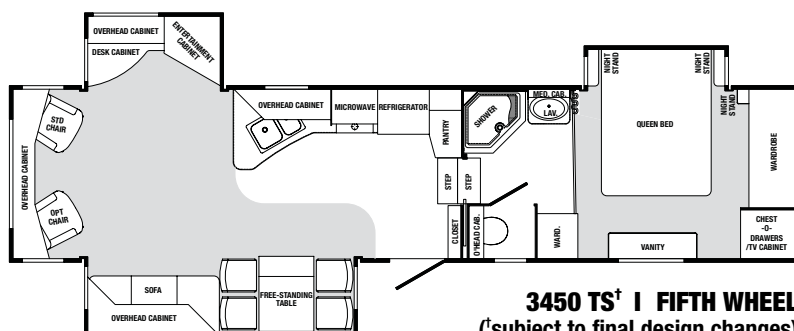
- Central Vacuum (Requires 50 amp)
  - Fireplace (Requires 50 amp, N/A on 3150 and 3155)
  - 16" Spare Tire and Carrier
  - 5500 LP Onan® Generator
  - Wood Look Floor
  - Washer/Dryer Prep
  - King Bed
  - Outside Shower
  - Create-a-Breeze Kitchen/Bathroom
  - Rear Ladder
- And more. See your Bristol Bay dealer for details. Standards, options and specifications are subject to change.



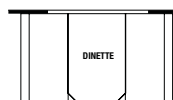
3150 RL | FIFTH WHEEL



3155 RK | FIFTH WHEEL



3450 TS<sup>†</sup> | FIFTH WHEEL  
(subject to final design changes)



OPTION BD

All illustrations and specifications contained in this literature are based on the latest product information available at the time of printing. SunnyBrook RV, Inc. reserves the right to make changes to colors, materials, specifications and pricing without notice or obligation. Photography may show optional equipment available at an additional cost. Items used as props in photography are not part of the packages. All liquid capacities and weights are approximate and dimensions are nominal. SunnyBrook reserves the right to make changes and improvements without incorporating these changes into similar models produced at an earlier date. Consult your local, authorized Bristol Bay or SunnyBrook dealer for the latest information and changes. SunnyBrook RV, Inc. continues to be a member in good standing of the RVIA.



## All Aluminum Superstructure!

# CONSTRUCTION

When you choose a Bristol Bay, you're getting an aluminum Superstructure that's stronger, tows easier and will look better than others on the market. You will also get a higher return on your investment than any of the want-to-be aluminum units on the market.

SunnyBrook RV set the standard high. That's why we created and developed this aluminum-framed construction. Our ultra-light structure means a smoother ride, less fuel consumption, and a stronger body. Other brands either use minimal aluminum framing or an inexpensive, complete wood structure. Of course, if you look closer, it's easy to see that they use far less aluminum and structural support. SunnyBrook RV pioneered the aluminum Superstructure over 15 years ago because they care about quality. If you're looking for the best built trailers, see what's under the surface on a Bristol Bay.

### Feature pictures L-R:

Heated and enclosed holding tanks (60 gallon fresh!) along with ducted floor heat, and solid steel I beam frame are first class!

Beefy, six-lug hubs and Super Lube axles are standard. A Bristol Bay unit is built better and easier to maintain than others.

Real, Lumber Core cabinet stiles (vs. cheap MDF style stiles) are screwed together to provide the best cabinetry. We also use real poplar hardwood cabinet cleating vs. cheap pine that the competition uses.

Your Bristol Bay is built better. R7 insulation and a full walk-on and rubber roof are more proof. Check out our aluminum superstructure!

| FEATURES                                    | BRISTOL BAY | OTHERS* |
|---|-------------|---------|
| All Aluminum Superstructure                 | YES         | NO      |
| Hi-Gloss Gelcoat Exterior                   | YES         | NO      |
| Dual 30 lb. LP tanks                        | YES         | NO      |
| 30" Radius Entry Door                       | YES         | NO      |
| True Queen-Size Bed (60" x 80")             | YES         | NO      |
| Stain-Resistant Fabric                      | YES         | NO      |
| True 5.1 Stereo Surround Sound System       | YES         | NO      |
| Satellite Prep                              | YES         | NO      |
| Oversized, Solid Surface Kitchen Countertop | YES         | NO      |
| Extra Tall Interior Slideout Height         | YES         | NO      |
| Poplar Hardwood Cleats                      | YES         | NO      |
| Lumber Core Stiles                          | YES         | NO      |
| Steel Bathroom Floor Framing                | YES         | NO      |
| Pull-Out Faucet at Kitchen Sink             | YES         | NO      |
| Floor Decking—5/8" Exterior Grade Plywood   | YES         | NO      |

\* This comparison is to "other" competitors in same category. Competitive models and features may vary.



www.sunnybrookrv.com  
(574) 825-5250  
201 14th Street  
Middlebury, IN 46540  
Printed in the USA  
© SunnyBrook RV, Inc