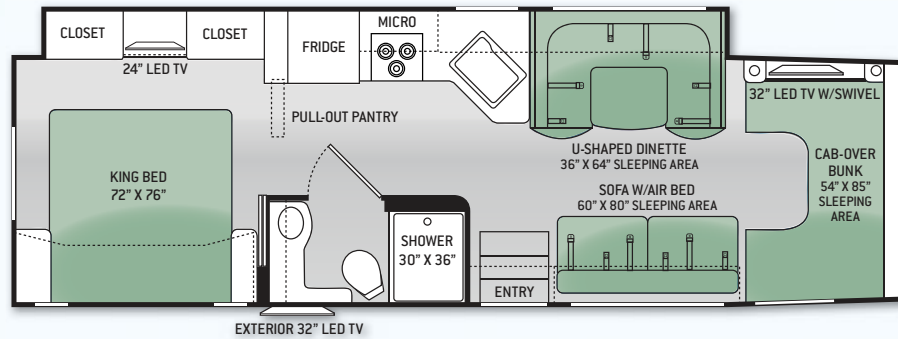
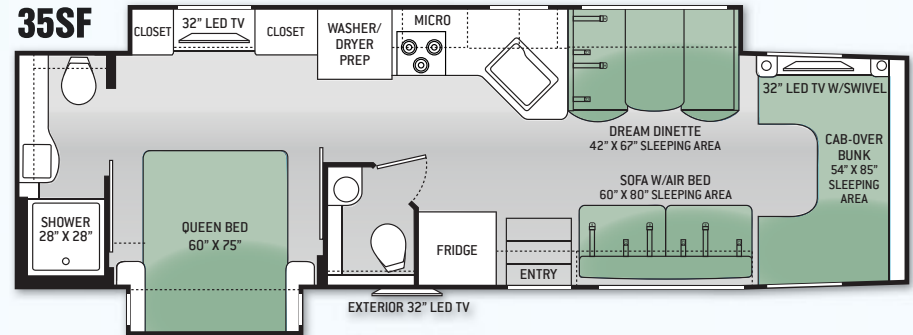


Four Winds Super C

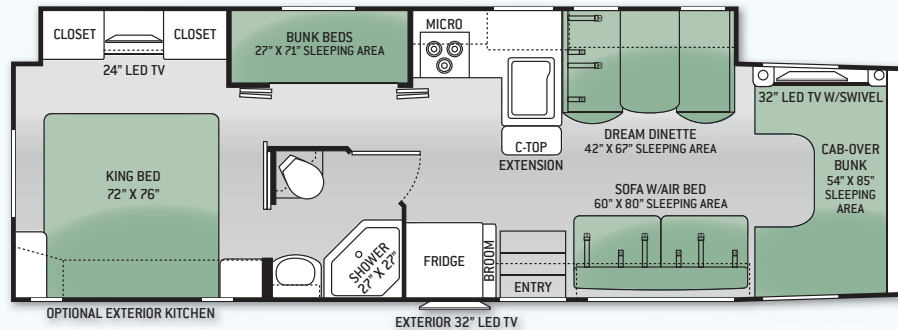
33SW



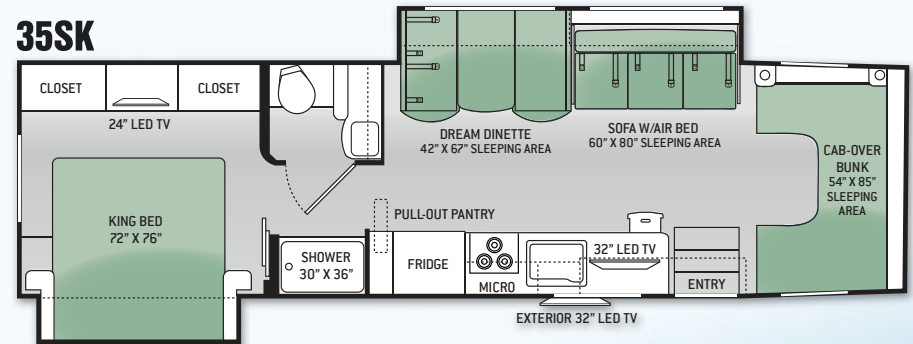
35SF



35SB



35SK



BLACK WALNUT FULL BODY PAINT



BONITA BEACH HD-MAX™



RUMBA FULL BODY PAINT



NORTHERN LIGHTS HD-MAX™

FLOOR PLAN

	33SW	35SB	35SF	35SK
Chassis	Ford	Ford	Ford	Ford
Gross Vehicle (GVWR)	19,500	19,500	19,500	19,500
Gross Combined (GCWR)	35,000	35,000	35,000	35,000
Wheel Base	255"	245"	255"	255"
Exterior Length (w/o ladder)	34'-6"	35'-11"	36'-2"	36'-2"
Exterior Height (w/ AC)	11'-7"	11'-7"	11'-7"	11'-7"
Exterior Width (w/o mirrors)	99"	99"	99"	99"
Interior Height (living area)	82"	82"	82"	82"
Awning Size	20'	19'	14'	16'
Front/Rear Fuel (gal)	40 / 28	40 / 28	40 / 28	40 / 28
LPG (lbs)	68.2	68.2	68.2	68.2
Fresh/Waste/Gray Water (gal)	75 / 40 / 47	75 / 40 / 40	75 / 40 Front - 31 Rear / 40	75 / 40 / 40
Water Heater (gal)	6	6	6	6
Furnace (BTUs)	30,000	30,000	30,000	30,000
Exterior Storage Capacity (cu. ft.)	133	128.7	117	164



Made to fit.

CONSTRUCTION & EXTERIOR

- Ford® F-550 Chassis – 6.7L Power Stroke® V8 Turbo Diesel, 300HP & 660 lb.-ft. Torque – TorqShift® 6-Speed SelectShift® Automatic Transmission
- HD-MAX™ Exterior with Graphics Package
- Automatic Hydraulic Leveling Jacks
- Flush Mount Radius Luggage Doors
- Rotocast Storage Compartments
- Power Patio Awning with Integrated LED Lighting
- Slideout Room Awning
- Frameless Windows
- Roof Ladder
- Single Electric Entrance Step
- Outside Shower

CONSTRUCTION & EXTERIOR OPTION

- Full Body Paint Package with Gel-Coat Sidewalls

AUTOMOTIVE & COCKPIT

- Touchscreen Dash Radio with DVD/CD Player & Back-up Monitor
- Chrome, Heated/Remote Exterior Mirrors with Side View Camera System
- Leatherette Captain's Chairs
- Keyless Entry
- Windshield Privacy Curtain
- Fiberglass Running Boards
- Valve Stem Extenders
- Wheel Liners
- 10,000-lb. Trailer Hitch with 7-pin Round Connector

INTERIOR

- Residential Vinyl Flooring Throughout
- Ceiling Ducted Air Conditioning System
- 82" Interior Ceiling Height

- Soft Touch Vinyl Ceiling
- LED Ceiling Lights
- Raised Panel Cabinet Doors with Nickel Finish Hardware
- Solar & Privacy Roller Shades
- Leatherette Sofa with Air Bed
- Leatherette U-Shaped Dinette {33SW}
- Dream Dinette Booth {35SB, 35SF & 35SK}
- Solid Surface Dinette Countertop

INTERIOR OPTIONS

- Single Child Safety Tether
- Dual Child Safety Tether {35SB, 35SF & 35SK}
- 12-volt Attic Fan in Cab-Over

KITCHEN

- 18 cu. ft. Residential Refrigerator with Inverter
- 3-Burner Gas Cooktop with Oven
- 30" Over-the-Range Microwave Oven
- Solid Surface Countertops & Sink Covers
- Large, Double Bowl Sink
- Pantry {33SW & 35SK}

KITCHEN OPTION

- 12-volt Attic Fan {33SW, 35SB & 35SF}

BEDROOM & BATHROOM

- King Size Denver Mattress® Weekender {33SW, 35SB & 35SK}
- Queen Size Denver Mattress® Weekender {35SF Only}
- Bedspread and Pillow Shams
- Bunk Beds in Hallway Slideout {35SB}
- Power Vent in Bathroom
- Porcelain Toilet
- Shower with Glass Door

ENTERTAINMENT

- Cab-Over Entertainment Center with 32" LED TV & DVD Player on Manual Swivel {33SW, 35SB & 35SF}

- Mid-Ship Entertainment Center with 32" LED TV & DVD Player in Living Area {35SK}
- 24" LED TV with DVD Player in Bedroom {33SW, 35SB & 35SK}
- 32" LED TV in Bedroom {35SF}
- Dual 13" LED TVs with DVD Player in Bunk Beds {35SB}
- Exterior 32" LED TV
- Bluetooth Coach Radio System in Bedroom with Exterior Speakers
- Cable TV & Satellite Ready

ENTERTAINMENT OPTIONS

- Cab-Over Entertainment Center with 50" LED TV & Sound Bar {IPO 32" LED TV}
- Exterior Kitchen with 2.5 cu. ft. Refrigerator, Sink & Portable Gas Grill {35SB}


ELECTRICAL & PLUMBING

- Cummins Onan® RV QG 5500 LP Generator
- Automatic Generator Start
- 50-amp Service with Detachable Shoreline Power Cord
- Automatic Shoreline-to-Generator Transfer Switch
- 1800-watt Power Inverter
- Dual 13,500 BTU Roof Air Conditioners
- Emergency Start Switch
- Dual Auxiliary House Batteries
- Battery Disconnect Switch
- 6-gallon DSI Gas/Electric Water Heater
- Water Heater Bypass System
- Heated Holding Tanks Compartment
- Systems Control Center
- **Rapid Camp™** Wireless Control System


ELECTRICAL & PLUMBING OPTION

- Cummins Onan® RV QD 6000 Diesel Generator


ARUBA



KEY LARGO



MANHATTAN



OLYMPIC CHERRY



SYDNEY MAPLE



Four Winds Super C

YOUR LOCAL TMC DEALER:



Go RVing.



P.O. Box 1486, Elkhart, Indiana 46515
Sales Department: 800.860.5658 • Customer Service: 877.855.2867

FOURWINDS-SUPER-C.COM



IMPORTANT - PLEASE READ: This brochure reflects product design, fabrication, material, components and specifications at the date of printing, which date is disclosed on the last page. PLEASE VISIT US ONLINE AT THORMOTORCOACH.COM OR CONSULT WITH YOUR SELLING DEALERSHIP FOR THE LATEST IN STANDARDS, OPTIONS, SPECIFICATION AND TECHNICAL INFORMATION. Photographs in the brochure may depict optional equipment or may only be available in certain floor plans. Components, appliances and the chassis may have been manufactured in a calendar year before the vehicle's designated model year. All capacities are approximate. The actual length of the vehicle may differ from that indicated in the brochure due to variances in the manufacturing processes and/or installed components. All dry weights are based on standard model features and do not include optional features or equipment. Component part and appliance manufacturers issue limited warranties covering portions of the vehicle not covered under the limited warranty we issue.