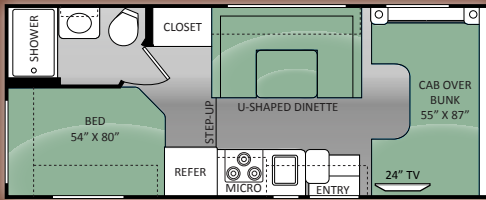


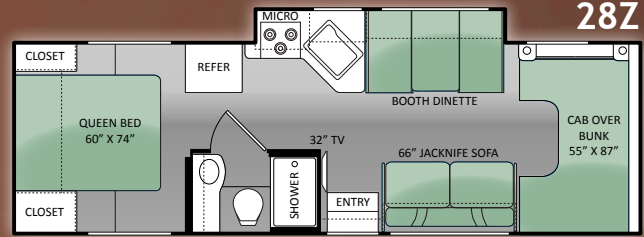
Four Winds



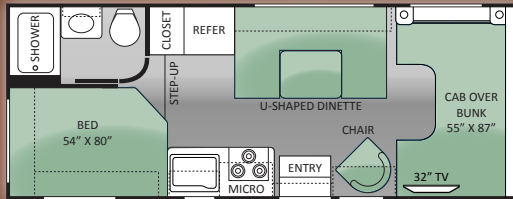
22E



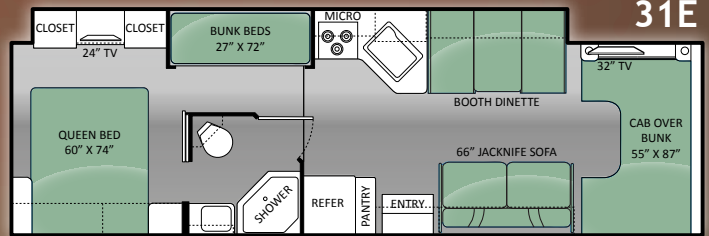
28Z



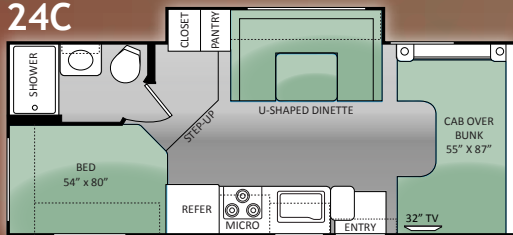
23U



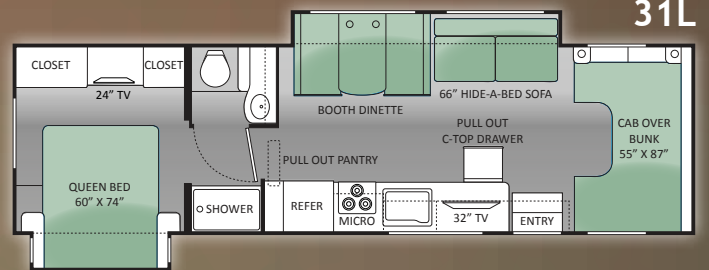
31E



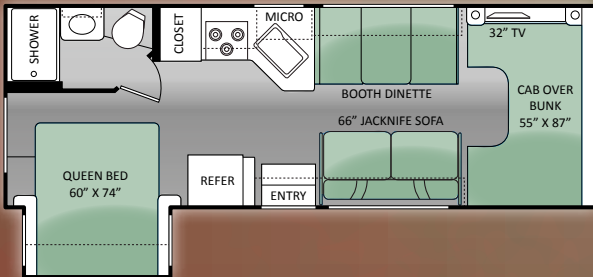
24C



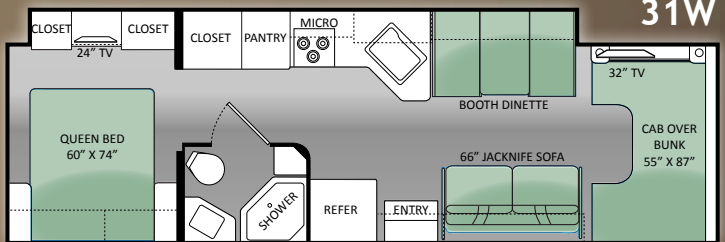
31L



26A



31W



OLYMPIC CHERRY

VINTAGE MAPLE

CASHMERE LEAF

LORAIN RESORT

MILANO BROWN

MODEL	22E	23U	24C	26A	28Z	31E	31L	31W
Chassis (Ford/Chevy)	Ford / Chevy	Ford / Chevy	Ford / Chevy	Ford / Chevy	Ford	Ford	Ford	Ford
Gross Vehicle (GVWR)	12,500 / 12,300	12,500 / 12,300	12,500 / 12,300	12,500 / 12,300	14,500	14,500	14,500	14,500
Gross Combined (GCWR)	18,500 / 16,000	18,500 / 16,000	18,500 / 16,000	18,500 / 16,000	22,000	22,000	22,000	22,000
Wheel Base	158" / 159"	158" / 159"	168" / 169"	183" / 184"	212"	223"	223"	223"
Exterior Length (w/o ladder)	23'-11" / 24'-5"	24'-10" / 25'-4"	24'-11" / 25'-5"	27' / 27'-7"	29'-11"	32'-7"	32'-7"	32'-2"
Exterior Height (w/ AC)	10' 10"	10' 10"	10' 10"	10'-10"	10'-10"	10'-10"	10'-10"	10'-10"
Exterior Width (w/o mirrors)	99"	99"	99"	99"	99"	99"	99"	99"
Interior Height (living area)	77" - 82"	82"	77" - 82"	82"	82"	82"	82"	77" - 82"
Awning Size	15'	15'	16'	11'	14'	16'	16'	16'
Fuel (gal)	55 / 57	55 / 57	55 / 57	55 / 57	55	55	55	55
LPG (lbs)	40.9	40.9	40.9	40.9	40.9	40.9	40.9	40.9
Fresh/Waste/Grey Water (gal)	50 / 24.5 / 37	40 / 24.5 / 38.5	40 / 24.5 / 38.5	40 / 26 / 26	40 / 26 / 32	40 / 28 / 28	40 / 31 / 29	40 / 28 / 28
Water Heater (gal)	6	6	6	6	6	6	6	6
Furnace (BTUs)	20,000	20,000	20,000	30,000	30,000	30,000	30,000	30,000
Exterior Storage Capacity (cu. ft.)	52.3	69.5	49.2	40.0	98.3	52.8	65.9	57.3

STANDARD & OPTIONS

CONSTRUCTION & EXTERIOR

- Slick Fiberglass Exterior
- Exterior Graphics Package
- Premium One-Piece TPO Roof
- Flush Mount Radius Luggage Doors
- Seamless Roto-cast Storage Compartments
- Automatic Hydraulic Leveling Jacks (31E & 31W Only)
- Electric Patio Awning
- Slide-Out Room Awning (Select Models)
- Roof Ladder

CONSTRUCTION & EXTERIOR OPTIONS

- Outside Shower (STD 31E, 31L & 31W)
- HD-Max Exterior with Graphics Package
- Automatic Hydraulic Leveling Jacks (31E, 31L & 31W Only)

AUTOMOTIVE & COCKPIT

- Double DIN AM/FM Dash Radio with CD Player
- Deluxe Exterior Mirrors
- Power Windows & Door Locks
- Cruise Control
- Windshield Privacy Curtain
- Metal Running Boards
- 5,000-lb. Trailer Hitch

AUTOMOTIVE & COCKPIT OPTIONS

- Heated/Remote Exterior Mirrors with Integrated Side View Cameras
- Touchscreen Dash Radio with CD Player & Back-up Monitor (STD 28Z, 31E, 31L & 31W)
- Wood Dash Applique
- Leatherette Driver & Passenger Captain's Chairs
- Power Driver's Seat (28Z, 31E, 31L & 31W)
- Cockpit Carpet Mat
- Keyless Entry & Valve Stem Extenders (STD 28Z, 31E, 31L & 31W)
- Wheel Liners
- Spare Tire

INTERIOR

- 82" Interior Ceiling Height
- Residential Linoleum Throughout
- Ceiling Ducted Air Conditioning System (N/A 22E, 23U & 24C)

- Incandescent Ceiling Lights
- Night Shades
- Fabric Barrel Chair (23U Only)
- Fabric Jackknife Sofa (N/A 22E, 23U, 24C & 31L)
- Leatherette Hide-A-Bed Sofa with Air Mattress (31L Only)
- Booth Dinette (N/A 22E, 23U & 24C)
- Fabric U-Shaped Dinette (22E, 23U & 24C)

INTERIOR OPTIONS

- Leatherette U-Shaped Dinette (23U & 24C)
- Leatherette Jackknife Sofa (26A, 28Z, 31E & 31W)
- Single Child Safety Tether
- Dual Child Safety Tether (N/A 22E, 23U & 24C)
- 12-volt Attic Fan in the Overhead Bunk
- 12-volt Attic Fan in Bedroom

KITCHEN

- Double Door Refrigerator (N/A 31W)
- 18 cuft Residential Refrigerator (31W Only)
- 3-Burner High-output Gas Range Top (22E, 23U, 24C & 26A Only)
- Microwave Oven
- Laminate Kitchen Countertops
- Large Single Bowl Sink (22E Only)
- Large Double Bowl Sink (N/A 22E)
- Pantry (24C, 31E, 31L & 31W)

KITCHEN OPTIONS

- 3-Burner High-output Gas Range Top with Oven (STD 28Z, 31E, 31L & 31W)
- Convection Microwave (22E, 23U, 24C, 26A & 28Z Only)

ENTERTAINMENT

- 32" Television with DVD Player on Manual Swivel in Cab Over (N/A 22E, 28Z & 31L)
- Mid-ship 32" Television with DVD Player in Living Area (28Z & 31L)
- 24" Television in Cab Over (22E)
- Cable Television & HD/DSS Satellite Prep

ENTERTAINMENT OPTIONS

- Cab Over Entertainment Center with 39" Television & Sound Bar
- Exterior 32" Television (28Z, 31E, 31L & 31W)

- 24" Television with DVD Player in Bedroom (26A & 28Z Only / STD 31E, 31L & 31W)
- (2) 13" LCD Televisions with DVD Player in Bunk Beds (31E)

BEDROOM & BATHROOM

- Queen Size Denver Mattress Weekender
- Bunk Beds in Hallway Slideout (31E)
- China Bowl Toilet
- Rectangular Shower with Curtain (22E & 24C)
- Shower with Glass Door (N/A 22E & 24C)

ELECTRICAL & PLUMBING

- Onan RV QG 4000 Gas Generator
- 30 amp Service with Shore Line Power Cord
- Automatic Generator Start with Inverter (31W)
- Automatic Shoreline-to-Generator Transfer Switch
- 13,500 BTU Roof Air Conditioner in Front
- Auxiliary House Battery
- 6-gallon Gas/Electric Water Heater
- Water Heater Bypass System
- Systems Control Center

ELECTRICAL & PLUMBING OPTIONS

- 15,000 BTU Roof Air Conditioner in Front (N/A 22E & 24C)
- Holding Tanks with Heat Pads (STD 28Z, 31E, 31L & 31W)
- Second Auxiliary Battery (STD 31W)

PREMIER PACKAGE - STANDARD 31E, 31L & 31W

- 30" Over-the-Range Microwave Oven
- Solid Surface Kitchen Countertops
- Premium Roller Shades
- LED Ceiling Lights
- Power Charging Center for Electronics
- Bluetooth Coach Radio with Exterior Speakers
- Water Filter System
- Enclosed Sewer Area for Sewer Tank Valves
- Black Tank Flush



STANDARD GRAPHICS



BRONZE HD-MAX



MINERAL HD-MAX

IMPORTANT - PLEASE READ: Information published within this brochure reflects product design, fabrication, material, components and specifications at the date of printing. If your vehicle was manufactured before this brochure was published this information may not be accurate because vehicles assembled before the brochure was published may not have the same design, fabrication, materials, components and specification as represented in the brochure. If your vehicle was manufactured after this sales brochure was published the representations may not be accurate because, for product improvement reasons, we reserve the unilateral right, at any time, without prior notice, to make changes in product design, material, components and specifications. The date the brochure was published (i.e. "Julian date") is set forth on the last page of the brochure. IF CERTAIN INFORMATION PUBLISHED WITHIN THIS BROCHURE IS SIGNIFICANT TO YOUR PURCHASING DECISION, PLEASE CONSULT WITH YOUR SELLING DEALERSHIP TO CONFIRM THAT THE INFORMATION IS ACCURATE WITH RESPECT TO THE VEHICLE YOU ARE CONSIDERING PURCHASING. Photographs in the brochure may depict optional equipment or may only be available in certain floor plans. We reserve the right to make changes in prices and models and to discontinue models without notice or obligation. Components, appliances and the chassis may have been manufactured in a calendar year before the vehicle's designated model year. All capacities are approximate. The actual length of the vehicle may differ from that indicated in the brochure due to variances in the manufacturing processes and/or installed components. All dry weights are based on standard model features and do not include optional features or equipment. Components, appliances and features may differ to conform to local codes. Due to EPA environmental restrictions, engine power and torque ratings may change during any model year. The Thor Motor Coach logo and its design are registered trademarks. Other products and company names are trademarks and/or registered trademarks of their respective manufacturer. While the color of the motorhome's exterior and the interior fabrics depicted in this brochure are fair and reasonable depictions, the colors depicted may not be exact match of the actual colors because of variances in photo processing and printing. Component part and appliance manufacturers issue limited warranties covering portions of the vehicle not covered under the limited warranty we issue. To learn specific details regarding warranty coverage please consult your selling dealership or review the warranty packet inside the vehicle.

Four Winds

YOUR LOCAL TMC DEALER:

