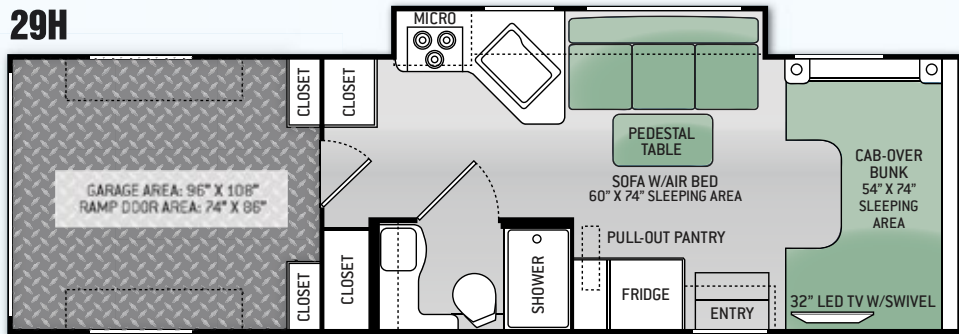


OUTLAW

29H



FLOOR PLAN

| | 29H |
|-------------------------------------|--------------------|
| Chassis | Ford |
| Gross Vehicle (GVWR) | 14,500 |
| Gross Combined (GCWR) | 22,000 |
| Wheel Base | 219" |
| Exterior Length | 30'-9" |
| Exterior Height (w/AC) | 10'-10" |
| Exterior Width (w/o mirrors) | 99" |
| Interior Height (living area) | 82" |
| Awning Size | 16' |
| Fuel (gal) | 55 |
| LPG (lbs) | 40.9 |
| Fresh/Waste/Gray Water (gal) | 40 / 31 / 32 |
| Water Heater (gal) | 6 |
| Furnace (BTUs) | 20,000 |
| Exterior Storage Capacity (cu. ft.) | 13.4 (plus Garage) |

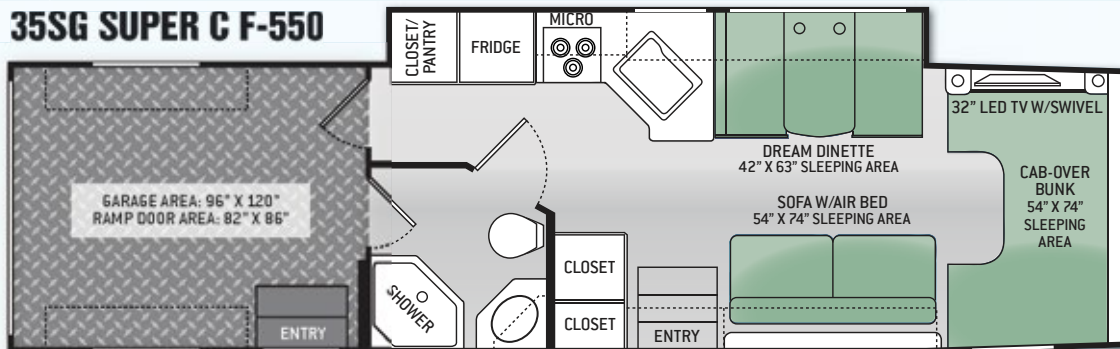


AFTER BURNER HD-MAX™



COLD FUSION HD-MAX™

35SG SUPER C F-550



FLOOR PLAN

| | 35SG |
|-------------------------------------|---------------------|
| Chassis | Ford |
| Gross Vehicle (GVWR) | 19,500 |
| Gross Combined (GCWR) | 35,000 |
| Wheel Base | 255" |
| Exterior Length | 36'-8" |
| Exterior Height (w/AC) | 12'-4" |
| Exterior Width (w/o mirrors) | 99" |
| Interior Height (living area) | 82" (89" in Garage) |
| Awning Size | 20' |
| Rear/Front Fuel (gal) | 40 / 28 |
| LPG (lbs) | 68.2 |
| Fresh/Waste/Gray Water (gal) | 72 / 40 / 47 |
| Water Heater (gal) | 6 |
| Furnace (BTUs) | 30,000 |
| Exterior Storage Capacity (cu. ft.) | 27 (plus Garage) |



LIQUID ASSET FULL BODY PAINT



ROCK ISLAND FULL BODY PAINT



TANGO RED FULL BODY PAINT



AFTER BURNER HD-MAX™



COLD FUSION HD-MAX™



CLASS C

EXTERIOR

- Ford Chassis - 6.8L Triton® V-10 - 305hp & 420 lb. ft. Torque
- Premium One-Piece Crowned TPO Roof
- HD-MAX™ Exterior with Graphics Package
- Rotocast Storage Compartments
- Flush Mount Radius Storage Doors
- Metal Running Boards
- Power Patio Awning with Integrated LED Lighting
- Patio & Rear Spot Lights
- Frameless Windows
- Outside Shower
- Drop Down Ramp Door with Spring Assist & Patio Railing
- Air Ventilation Sidewall Vents in Garage

EXTERIOR OPTIONS

- Automatic Leveling Jacks with Touch Pad Controls

AUTOMOTIVE

- Touchscreen Dash Radio with DVD/CD Player & Back-up Monitor
- Heated/Remote Exterior Mirrors with Side View Camera System
- Leatherette Captain's Chairs
- Keyless Entry
- Windshield Privacy Curtain
- Valve Stem Extenders
- 5,000-lb. Trailer Hitch with 7-way Round Connector
- Wheel Liners

AUTOMOTIVE OPTIONS

- Six-Way Power Driver's Seat

INTERIOR

- Residential Vinyl Flooring Throughout
- Tread Plate Non-Slip Flooring in Garage
- Tie Down Rings in Garage
- Ceiling Ducted Air Conditioning System in Living Area
- LED Ceiling Lights
- Raised Panel Cabinet Doors with Nickel Finish Hardware
- Leatherette Sofa with Air Bed & Pedestal Table
- Hard Vinyl Ceiling in Living Area
- Manual Night Roller Shades

INTERIOR OPTIONS

- Two Opposing Leatherette Jack-Knife Sofas in Garage
- 12-volt Attic Fan in Cab-Over

KITCHEN

- 6 cu. ft. Double Door Refrigerator
- 3-Burner Gas Cooktop
- Convection Microwave Oven
- Laminate Countertops
- Large, Double Bowl Kitchen Sink

KITCHEN OPTIONS

- 12-volt Attic Fan

BEDROOM & BATHROOM

- Power Vent in Bathroom
- Porcelain Toilet
- Shower with Glass Door

ENTERTAINMENT

- Cab-Over Entertainment Center with 32" LED TV on Manual Swivel & DVD Player
- 24" LED TV & DVD Player in Garage
- Coach Radio System in Garage
- Power Charging Center for Electronics
- Cable TV & Satellite Ready

ENTERTAINMENT OPTIONS

- Exterior 32" LED TV

ELECTRICAL & PLUMBING

- Cummins Onan® RV QG 4000 Gas Generator
- Automatic Shoreline-to-Generator Transfer Switch
- 30-amp Service with Shoreline Power Cord
- 13,500 BTU Front Roof Air Conditioner
- 20,000 BTU Electronic Ignition Furnace
- Battery Disconnect Switch
- Dual Auxiliary House Batteries
- Emergency Start Switch
- 1,000-watt Entertainment Inverter
- 6-gallon DSI Gas/Electric Water Heater
- Water Heater Bypass System
- Systems Control Center
- **Rapid Camp™** Remote System

EXTERIOR OPTIONS

- Full Body Paint Package with Gel-Coat Sidewalls

AUTOMOTIVE

- Touchscreen Dash Radio with DVD/CD Player & Back-up Monitor
- Heated/Remote Exterior Mirrors with Side View Camera System
- Leatherette Captain's Chairs
- Keyless Entry
- Windshield Privacy Curtain
- Valve Stem Extenders
- 10,000-lb. Trailer Hitch with 7-way Round Connector
- Wheel Liners

ELECTRICAL & PLUMBING OPTIONS

- 5,000 BTU Air Conditioner in Garage
- Holding Tanks with Heat Pads

SUPER C F-550

EXTERIOR

- Ford Chassis - 6.7L Power Stroke® V-8 Turbo Diesel with TorqShift® 6-Speed SelectShift® Automatic Transmission
- Premium One-Piece Crowned TPO Roof
- HD-MAX™ Exterior with Graphics Package
- Rotocast Storage Compartments
- Flush Mount Radius Storage Doors
- Automatic Leveling Jacks with Touch Pad Controls
- Fiberglass Running Boards
- Power Patio Awning with Integrated LED Lighting
- Patio & Rear Spot Lights
- Frameless Windows
- Outside Shower
- Drop Down Ramp Door with Spring Assist & Patio Railing
- Air Ventilation Sidewall Vents in Garage

INTERIOR OPTIONS

- Two Opposing Leatherette Jack-Knife Sofas in Garage
- 12-volt Attic Fan in Cab-Over
- Single Child Safety Tether in Booth Dinette
- Dual Child Safety Tether in Booth Dinette

KITCHEN

- 10 cu. ft. Double Door Refrigerator
- 30" Over-the-Range Microwave Oven
- Solid Surface Countertops & Sink Covers
- Pantry
- Large, Double Bowl Kitchen Sink

KITCHEN OPTIONS

- 12-volt Attic Fan

BEDROOM & BATHROOM

- Power Vent in Bathroom
- Porcelain Toilet
- Skylight in Shower
- Shower with Glass Door

ENTERTAINMENT

- Cab-Over Entertainment Center with 32" LED TV on Manual Swivel & DVD Player

- 24" LED TV & DVD Player in Garage
- Coach Radio System in Garage
- Power Charging Center for Electronics
- Cable TV & Satellite Ready

ENTERTAINMENT OPTIONS

- Exterior 32" LED TV


ELECTRICAL & PLUMBING

- Cummins Onan® RV QG 5500 LP Gas Generator
- Automatic Shoreline-to-Generator Transfer Switch
- 50-amp Service with Detachable Shoreline Power Cord
- 13,500 BTU Front Roof Air Conditioner
- 13,500 BTU Air Conditioner in Garage (Not Ducted)
- 30,000 BTU Electronic Ignition Furnace
- Battery Disconnect Switch
- Dual Auxiliary House Batteries
- Emergency Start Switch
- 1,000-watt Entertainment Inverter
- 6-gallon DSI Gas/Electric Water Heater
- Enclosed, Heated Potable Holding Tanks
- Water Heater Bypass System
- Systems Control Center
- **Rapid Camp™** Remote System


ELECTRICAL & PLUMBING OPTIONS

- Cummins Onan® RV QD 6000 Diesel Generator

BROWN SUGAR



CHILI PEPPER



METALLIC



OLYMPIC CHERRY



VINTAGE MAPLE



OUTLAW

YOUR LOCAL TMC DEALER:



P.O. Box 1486, Elkhart, Indiana 46515
Sales Department: 800.860.5658 • Customer Service: 877.855.2867

OUTLAWRV.COM



Go RVing.

IMPORTANT - PLEASE READ: This brochure reflects product design, fabrication, material, components and specifications at the date of printing, which date is disclosed on the last page. PLEASE VISIT US ONLINE AT THORMOTORCOACH.COM OR CONSULT WITH YOUR SELLING DEALERSHIP FOR THE LATEST IN STANDARDS, OPTIONS, SPECIFICATION AND TECHNICAL INFORMATION. Photographs in the brochure may depict optional equipment or may only be available in certain floor plans. Components, appliances and the chassis may have been manufactured in a calendar year before the vehicle's designated model year. All capacities are approximate. The actual length of the vehicle may differ from that indicated in the brochure due to variances in the manufacturing processes and/or installed components. All dry weights are based on standard model features and do not include optional features or equipment. Component part and appliance manufacturers issue limited warranties covering portions of the vehicle not covered under the limited warranty we issue.