

COMMANDER 06



COMMANDER 06

Yes, you can take it with you.

You've always been willing to go the extra mile for others; now its time to do it for yourself. Loaded with features designed to enhance the pleasure of RVing – Commander sets new standards for its class in terms of comfort, style and overall quality. From its well appointed master bedroom and living area, to its numerous available upgrades, Commander lets you travel confident in the knowledge that the comforts of home travel with you.



A3712FGB shown with Thoroughbred Decor



The spacious dining area can be upgraded from the standard booth dinette to the above attractive solid wood table with four chairs.

Turn the master bedroom into your office on the road with this optional computer desk. An optional lounge chair is also available. (A3711FBW only)



Commander's roomy, well-designed cockpit places all important controls within easy reach of the driver.



New for 06

- Customer value package containing some of the most popular options
- "Western Oak" – lighter oak stain
- 24" flat screen TV mounted in overhead cabinet
- Super durable tile look high pressure laminate flooring.



Commander's newly restyled living area includes impact resistant high-pressure laminate flooring, available in an attractive tile pattern. Choose solid oak or solid maple cabinetry throughout.



The large galley area features a hard wearing solid surface countertop, arched overhead cabinet doors and a bevelled mirror behind the range.

Keep your dry goods neatly organized in this wood finished sliding pantry that neatly tucks itself out of sight.



Contemporary styling in the galley includes this modern look stainless steel sink with oil rubbed bronze fixtures.

New for 2006, all drawers feature full extension all wood front mounted on easy sliding ball bearing tracks.



Morning showers are a beautiful thing in this neo angle shower stall featuring a skylight and oil rubbed bronze fixtures with matching trim.



The redesigned engine cover allows for easy access to Commander's large comfortable cockpit and converted living area.



The spacious master bedroom features a number of amenities including an optimally positioned flat screen TV plus a handy make-up desk with optional stool.



Commander features a large and easy to access storage area which is securely sealed by insulated aluminium baggage doors equipped with gas struts and slam latches.

Colour Options

You can personalize both Commander's interior and exterior schemes. First select either Aztec, Indigo or Santa Fe for your exterior full paint option. Then select your interior design scheme from the four available decors. Each interior motif has been artfully created by Triple E's professional interior designers to skillfully coordinate upholstery, carpeting and window treatments for an overall effect that is both warm and inviting.



Visit www.tripleerv.com for more information on available options.



	GOLDEN GATE	ROCKY MOUNTAIN	THOROUGHbred	FOX AND HOUND
SOFA				
BEDSPREAD				
ACCENT				
CARPET				
CAPTAIN CHAIRS				

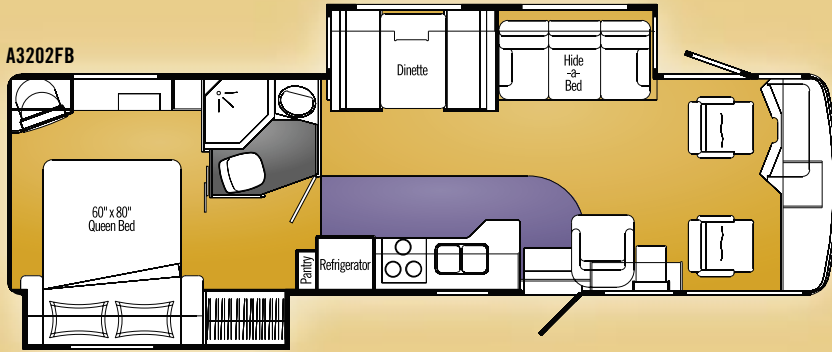
Floor Plans

CARPET

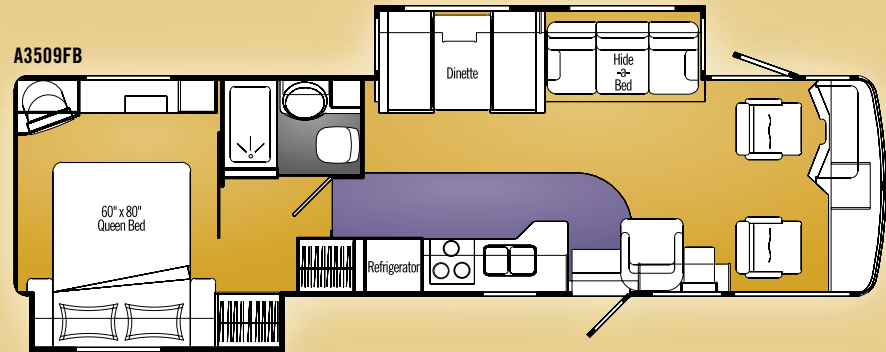
LAMINATE

LINOLEUM

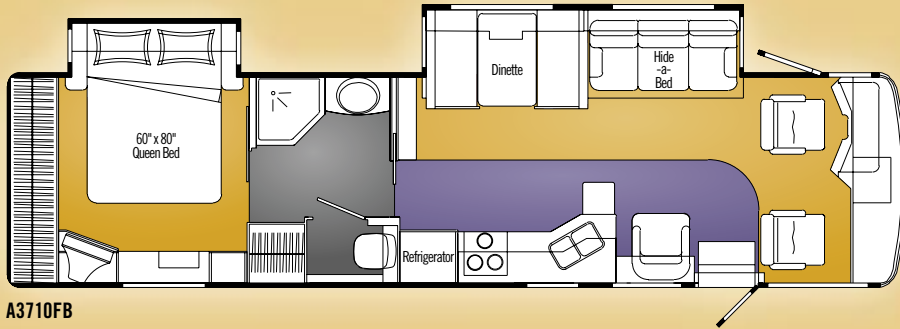
A3202FB



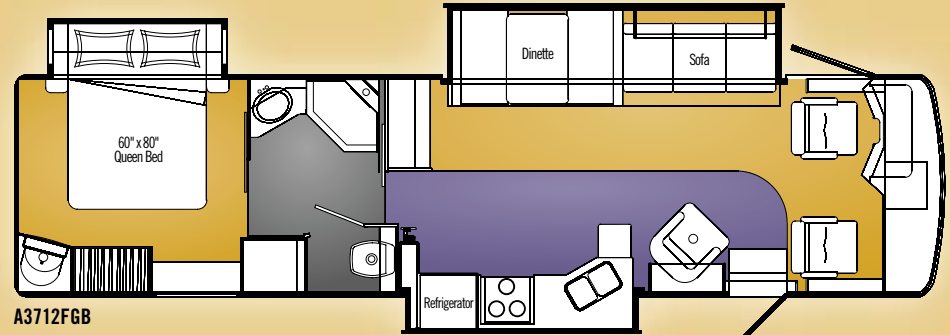
A3509FB



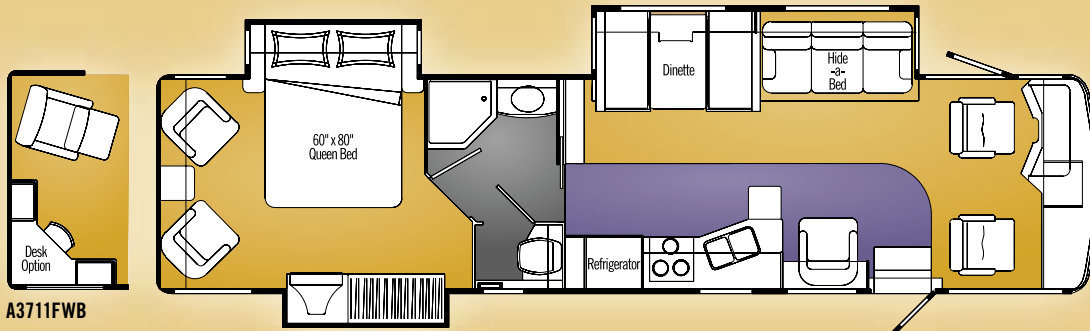
A3710FB



A3712FGB



A3711FWB

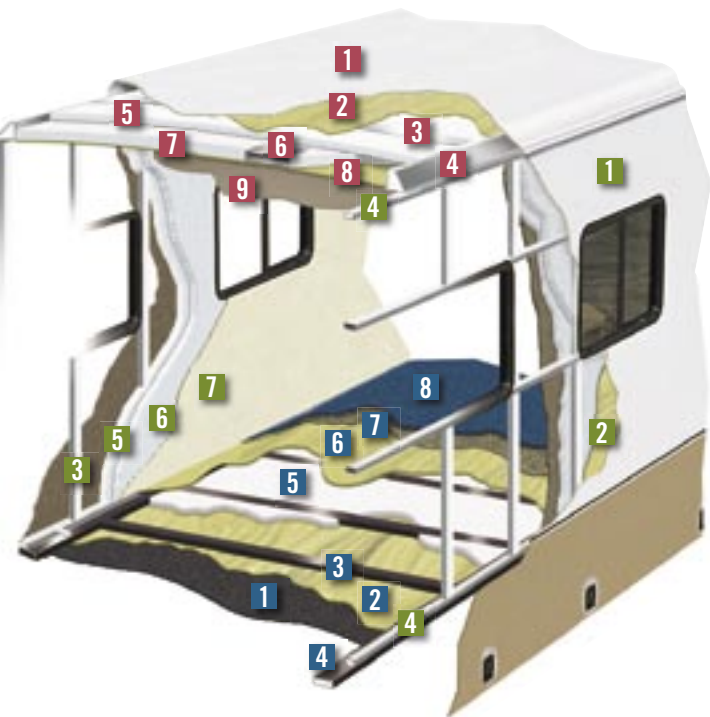


Interior Comfort and Exterior Protection

Born of our northern heritage, Triple E's exclusive Climate Guard® system is quite simply the best interior comfort and exterior protection package available in the recreational vehicle industry today. The Climate Guard® system has been developed with today's motorhome enthusiast in mind. It provides year round climate controlled comfort for passengers as well as built in protection for the motorhome itself, ensuring years of trouble free operation and enjoyment.



The major considerations in building a top quality motorhome are long lasting beauty coupled with the ability to stand up to all weather conditions. The coach is an aluminium and steel framed structure with vacuum bonded gel coat fibreglass sidewalls and a domed roof finished with a seamless FRP Flexroof.



Interior Comfort

- Dometic® roof air conditioners, ducted front to rear, control the temperature throughout the coach.
- High output chassis air conditioner provides travelling comfort.
- Electronic ignition furnace designed to maintain requested interior temperatures through extreme exterior temperatures.
- High output chassis heater for quick windshield defrost.
- A rear auxiliary automotive heater – complete with electric coolant valve – makes travel comfortable while heating the fresh water and holding tank compartments.
- Vacuum bonded, aluminium framed, insulated sidewall and roof construction provides structural strength and maintained warmth throughout the coach.
- Coach windows are designed with a dual pane construction – impeding the transfer of cold to make the interior of the window warmer and less subject to condensation.
- Optional insulated vent covers provide superior insulation for the fantastic fans and roof vents.

Exterior Protection

- Scratch and hail resistant gel coat fibreglass sidewalls with all weather exterior finish are easy to maintain and will not rust, pit, or fade.
- A domed, seamless, insulated, one piece FRP Flexroof promotes quick water run off and minimizes exterior maintenance.
- Durable undercoating protects against dust and moisture and reduces stone and road noise.
- Steel enclosed, fibreglass insulated and heated fresh water and holding tanks assure extreme cold climate performance for your plumbing system. Tanks are heated from two different sources – the motorhome's ducted furnace while parked and the rear auxiliary automotive heater when travelling.
- Winterization system complete with potable antifreeze pickup kit allows you to easily drain tanks and fill water lines with potable antifreeze.
- Steel, insulated, and sealed firewall protects the driver and passengers from the outside elements.
- Additional ½" thermal break insulation beyond the standard 1" Styrofoam block insulation separates the climate controlled interior from the outside elements.

FLOOR

- 1 One Piece Woven Poly-Propylene Underbelly
- 2 Plywood (¾")
- 3 Tubular Steel Framing (Welded)
- 4 Styrofoam Filled Wall Support Plates
- 5 Block Styrofoam Insulation (1")
- 6 Plywood (½")
- 7 Carpet Underlay
- 8 Carpeting (Floor covering)

SIDEWALLS

- 1 Seamless Gelcoat Fibreglass Exterior
- 2 Lauan Structural Backer
- 3 Aluminium Framing (Welded)
- 4 Styrofoam Filled Floor and Roof Plate
- 5 Block Styrofoam Insulation (1")
- 6 Styrofoam Thermal Break Insulation (½")
- 7 Interior Decorative Lauan Wall Panels

ROOF

- 1 One Piece FRP Flexroof
- 2 Lauan Backer
- 3 Aluminium Roof Truss
- 4 Styrofoam Filled Roof Truss Supports
- 5 Block Styrofoam Insulation (1½")
- 6 Enclosed/Insulated Climate Control Ducting
- 7 Block Styrofoam Thermal Break Insulation (2")
- 8 Plywood (¾")
- 9 Padded Vinyl Headliner

Specifications

COMMANDER 2006	A3202FB	A3202FB	A3509FB	A3509FB	A3710FB	A3711FWB	A3712FGB
Chassis	Ford	WCC	Ford	WCC	WCC	WCC	WCC
GVWR – lbs. (kg)	22,000 (10 000)	22,000 (10 000)	22,000 (10 000)	22,000 (10 000)	24,000 (10 909)	24,000 (10 909)	24,000 (10 909)
UVW – lbs. (kg)	18,195 (8 251)	18,735 (8 498)	18,686 (8 476)	19,228 (8 740)	TBD	19,736 (8 971)	20,117 (9 125)
NCC – lbs (kg)	3,805 (1 726)	3,265 (1 481)	3,314 (1 503)	2,772 (1 260)	TBD	4,264 (1 938)	3,883 (1 761)
Wheelbase – in. (mm)	208 (5 283)	208 (5 283)	228 (5 791)	228 (5 791)	242 (6 147)	242 (6 147)	242 (6 147)
Length – ft. (mm)	32' 7" (9 932)	32' 7" (9 932)	34' 3" (10 439)	34' 3" (10 439)	36' 10" (11 227)	36' 10" (11 227)	36' 10" (11 227)
Width – ft. (mm)	8' 4" (2 534)	8' 4" (2 534)	8' 4" (2 534)	8' 4" (2 534)	8' 4" (2 534)	8' 4" (2 534)	8' 4" (2 534)
Height* – ft. (mm)	11' 11" (3 632)	11' 11" (3 632)	11' 11" (3 632)	12' (3 658)	12' (3 658)	12' (3 658)	12' (3 658)
Water Tank Capacity** – U.S. gal. (L)	84 (319)	84 (319)	88 (333)	88 (333)	88 (333)	88 (333)	88 (333)
Water Heater Capacity – U.S. gal. (L)	10 (37.8)	10 (37.8)	10 (37.8)	10 (37.8)	10 (37.8)	10 (37.8)	10 (37.8)
Black Holding Tank Capacity – U.S. gal. (L)	39 (147.4)	39 (147.4)	39 (147.4)	39 (147.4)	42 (158.8)	42 (158.8)	42 (158.8)
Grey Holding Tank Capacity – U.S. gal. (L)	42 (158.8)	42 (158.8)	42 (158.8)	42 (158.8)	39 (147.4)	39 (147.4)	39 (147.4)
Fuel Capacity – U.S. gal. (L)	75 (284)	75 (284)	75 (284)	75 (284)	75 (284)	75 (284)	75 (284)
Propane Capacity – U.S. gal. (L)	25.3 (95.8)	25.3 (95.8)	29.2 (110.4)	29.2 (110.4)	29.2 (110.4)	29.2 (110.4)	25.3 (95.8)

*Includes air conditioner **Includes water heater

GVWR (GROSS VEHICLE WEIGHT RATING)

The maximum permissible weight of this motorhome. The GVWR is equal to or greater than the sum of the unloaded vehicle weight (UVW) plus the net carrying capacity (NCC).

UVW (UNLOADED VEHICLE WEIGHT)

The weight of the motorhome as built at the factory with full fuel, engine oil, and coolants. The UVW does not include cargo, fresh water, LP gas, occupants, factory or dealer installed accessories.

NCC (NET CARRYING CAPACITY)

The maximum weight of all occupants, including the driver, personal belongings, food, fresh water, LP gas, tools, tongue weight of towed vehicle, factory and dealer installed accessories, etc., that can be carried by this motorhome. (NCC is equal to or less than GVWR minus UVW.)

Please see your dealer for weights of factory installed options.



Standards and Options

VEHICULAR

	A3202FB	A3509FB	A3710FB	A3711FWB	A3712FGB
Air Conditioner – Chassis	S	S	S	S	S
Airbag Assist Suspension – Rear	S	S	S	S	S
Alternator – 130 Amp	S	S	S	S	S
Block Heater	S	S	S	S	S
Bumper – Integrated Fibreglass Rear Bumper, Steel Reinforced	S	S	S	S	S
Chassis – Ford 6.8 L 3 Valve V-10 Triton, 22,000 lb. GVW – 235/80R22.5 Tires, Aluminium Wheels with DuraBrite Finish	S	S	-	-	-
Chassis – Workhorse W22, 22,000 lb. GVW, 8.1 Vortec – 235/80R22.5 Tires, Aluminium Wheels with DuraBrite Finish	0	0	-	-	-
Chassis – Workhorse W24, 24,000 lb. GVW, 8.1 Vortec – 235/80R22.5 Tires, Aluminium Wheels with DuraBrite Finish	-	-	S	S	S
Compass/Thermometer – Dash Mounted Directional Compass with Exterior Temperature	0	0	0	0	0
Cruise Control and Tilt Steering Wheel	S	S	S	S	S
Door – Driver's with Power Window	S	S	S	S	S
Headlights – Halogen	S	S	S	S	S
Hitch – Trailer Hitch Receiver with Wiring and Plug, Class III	S	S	S	S	S
Jacks – HWH Hydraulic Levelling Jacks with Touch Pad Control	S	S	S	S	S
Light – High Mount Stoplight, LED Long Life	S	S	S	S	S
Lights – Halogen Automotive Driving Lights	S	S	S	S	S
Mats – Driver/Passenger Floor Mats	S	S	S	S	S
Mirrors – Heated Remote Exterior Mirrors	S	S	S	S	S
Slide-Out – Electric Slide-Out System in Bedroom	S	S	S	S	S
Slide-Out – HWH Hydraulic Galley Area Slide-Out System	-	-	-	-	S
Slide-Out – HWH Hydraulic Living Area Flush Floor Slide-Out System	S	S	S	S	S
Switch – Battery Boost (Coach to Chassis Batteries)	S	S	S	S	S
Switch – Battery Selector Switch for Radio	S	S	S	S	S
Transmission Cooler	S	S	S	S	S
Undercoating – Automotive Type	S	S	S	S	S
Wipers – Wet Arm Windshield Wipers with Intermittent Function	S	S	S	S	S

CONSTRUCTION

Baggage Doors – Aluminium Baggage Doors with Gas Struts and Slam Latch	S	S	S	S	S
EEE-Z Reach Baggage Boxes (Galley and Living Area Slides)	-	-	-	-	S
Gelcoat Fibreglass Front and Rear Cap	S	S	S	S	S
Lined and Lit Baggage Compartments	S	S	S	S	S
Roof – Domed Kevlar FRP Flexroof	S	S	S	S	S
Steel Cab Floor, Firewall and Dash Structure	S	S	S	S	S
Vacuum Bonded Aluminium Framed Insulated Sidewall and Roof Construction with Thermal Break	S	S	S	S	S
Vacuum Bonded Gelcoat Fibreglass Sidewalls	S	S	S	S	S
Vacuum Bonded Steel Framed Insulated Floor Construction	S	S	S	S	S
Windows – Thermal Pane	S	S	S	S	S

EXTERIOR

Concealed Locking Fuel Fill Access	S	S	S	S	S
Diamondshield® Paint Protection Film – Invisible Bra	0	0	0	0	0
Door – Screened Entry Door with Stud Shield and Deadbolt Lock	S	S	S	S	S
Exterior Assist Handle – Monogrammed	S	S	S	S	S
Exterior Shower	S	S	S	S	S
Ladder – Exterior Ladder with Detachable Lower Section	S	S	S	S	S
Light – Patio	S	S	S	S	S
Lights – Rear Mounted Docking	0	0	0	0	0
Paint – Full Body Exterior Paint with Clear Coat	0	0	0	0	0
Step – Triple Electric Retractable	S	S	S	S	S

INTERIOR

Bedsprad – Decorative Bed Spread with Throw pillows	S	S	S	S	S
Blinds – Drivers and Passenger Side Roller	S	S	S	S	S
Cabinetry – “Golden Maple” Cabinetry	0	0	0	0	0
Cabinets – Solid Oak Cabinet Face Framing	S	S	S	S	S
Ceiling – Domed with Padded Vinyl Headliner	S	S	S	S	S
Computer Tray – Passenger's Side	0	0	0	0	0
Covers – Insulated Vent Covers	0	0	0	0	0
Detectors – Electronic Smoke, LP and CO	S	S	S	S	S
Doors – Solid Oak Raised Panel Cabinet Doors	S	S	S	S	S
Drawers – Full Extension Ball Bearing Drawer Tracks	S	S	S	S	S
Drawers – Slide-Out Drawer Option in Washer/Dryer Cabinet (N/A with Washer/Dryer Option)	-	0	0	-	0
Fire Extinguisher – Dry Chemical	S	S	S	S	S
Flooring – Carpeting in Living Area and Bedroom	S	S	S	S	S
Lamps – Courtesy Floor Lamps	S	S	S	S	S
Latches – Snap Latches on Cabinet doors	S	S	S	S	S
Lighting – Three-Way Switched Interior Lights (Door, Dash and on Light)	S	S	S	S	S
Safe – Keylock Safebox	0	0	0	0	0
Shades – Day/Night Pleated with Bedroom Blackout	S	S	S	S	S
Storage – Easy Under Bed Storage with Gas Struts	S	S	S	S	S
Sun Visor – Power Centre Sun Visor with Switch on Dash	0	0	0	0	0

FURNITURE

Booth Dinette with Slide-Out Drawers and Solid Surface Edged Laminate Table	S	S	S	S	S
Cabinet – Refreshment Centre	0	0	-	-	-
Chair – Ultra Leather Captain's on Passenger's Side	S	S	S	S	S
Chairs – Two Extra Solid Chairs for Dining Table with Second Leaf for Table	0	0	0	0	0
Flip Table Behind Passengers Seat	S	S	-	-	-
Hide-A-Bed – Cloth on Driver's Side with Air Coil Mattress with 110 Volt Air Pump	S	S	S	S	S
Lounge Chair and Computer/Make-Up Centre at rear of coach	-	-	-	0	-
Mattress – Residential Quality Queen (60" x 80")	S	S	S	S	S
Seat – Ultra Leather Driver's Captain Chair with Three Point Seat Belts and Six-Way Power	S	S	S	S	S
Seat – Ultra Leather Passenger Captain Chair with Three Point Seat Belt	S	S	S	S	S
Stool – Stool for Make-Up Table	0	0	0	0	0
Table – Optional Solid Wood Wall Mount Table with Two Solid Wood Chairs with Extra Leaf and Two folding Chairs in Lieu of Booth Dinette	0	0	0	0	0
Two Lounge Chairs in Bedroom	-	-	-	S	-

GALLEY

Bi-fold Range Cover – Recessed	S	S	S	S	S
Cook Top – Recessed Cook Top with High Output Burner and Bi-fold Solid Surface Range Cover	S	S	S	S	S
Countertop – Solid Surface Counter in Galley with Stainless Steel Undermount Sink	S	S	S	S	S
Flooring – High Pressure Tile Look Laminate Floor in Galley Area	S	S	S	S	S
Micro/Convection Oven – (OTR) with 110 Volt Range Hood and Light	S	S	S	S	S
Oven – LP Gas	0	0	0	0	0
Pantry – Half Height Pantry above Washer and Dryer Cabinet	-	0	-	-	-
Refrigerator – Dometic LP/Electric 8 cu. ft. with Temperature Control and Raised Sculptured Insert	S	S	S	S	S
Refrigerator – Dometic Two Door, Gas/Electric 10 cu. ft. with Ice Maker and Raised Sculptured Insert	0	0	0	0	0



LAVATORY

	A3202FB	A3509FB	A3710FB	A3711FWB	A3712FGB
Fan – Thermostatically Controlled (non reversible) in Lavatory or Toilet Room	S	S	S	S	S
⚡ Flooring – High Pressure Laminate Floor in Lavatory	-	-	S	S	S
Flooring – Linoleum Flooring in Bathroom	S	S	-	-	-
⚡ Shower Stall – Fibreglass Enclosed	-	S	S	S	S
Sink – Porcelain Sink in Lavatory	-	S	S	S	S
Skylight in Shower	-	S	-	-	-
⚡ Skylight – Neo Angle in Shower	S	-	S	S	S
Toilet – Sealand Traveller Lite, China, Foot Flush	S	S	S	S	S

ENTERTAINMENT

CD Changer – 10 Stack CD Changer (N/A with AM/FM/Cassette/CD)	0	0	0	0	0
Master Control – Audio/Video Master Control Switch Box	S	S	S	S	S
⚡ Pre-Wire for the Bedroom Stereo Option	S	S	S	S	S
Pre-Wire – Satellite Dish (12/110 Volt Power and Satellite Cable)	S	S	S	S	S
⚡ Satellite Dish – Motosat 18" Executive with DVB Automatic Acquisition and Identification	0	0	0	0	0
Satellite Dish – Winegard with Electronic Elevation Sensor	0	0	0	0	0
Stereo – AM/FM CD Stereo in Bedroom with Alarm Clock	0	0	0	0	0
Stereo – AM/FM Weather Band Receiver with Cassette/CD Player with Big Buttons	0	0	0	0	0
Stereo – AM/FM Weather Band Receiver with CD Player in Dash with Big Buttons	S	S	S	S	S
Stereo – DHS Mobile Theatre System, 5 Channel Stereo with Subwoofer	0	0	0	0	0
Stereo – Exterior AM/FM, CD Stereo with Shielded Speakers	0	0	0	0	0
Telephone and Cable TV Hook-Up – Exterior	S	S	S	S	S
TV – AC 20" Flat Screen Colour Stereo with Remote in Bedroom	S	S	S	S	S
⚡ TV – AC 24" Flat Screen Colour Stereo with Remote in Front Overhead Cabinet	S	S	S	S	-
TV – AC 27" in Hutch Behind Main Slide-Out	-	-	-	-	S
TV Antenna – Roof Top Retractable Antenna with Booster	S	S	S	S	S

HEATING VENTILATING AND AIR CONDITIONING

Air Conditioner – Dual Ducted (2) 13,500 BTU with Heat Strip	0	0	0	0	0
Air Conditioner – Ducted Roof 13,500 BTU with Heat Strip	S	S	S	S	S
Air Conditioner – Ducted Roof 15,000 BTU with Heat Strip	0	0	0	0	0
Fan – Thermostatically Controlled in Bedroom (N/A with Dual Roof Air Option)	S	S	S	S	S
Furnace – 2 x 25,000 BTU Furnace with Electronic Ignition	S	S	S	S	S
Heater – Rear Auxiliary Automotive with Electric Water Valve	S	S	S	S	S

ELECTRICAL

⚡ 30 Amp Electrical Service with EMS	S	S	S	S	S
⚡ 50 Amp Electrical Service with EMS and 2000 Watt Inverter with 100 Amp Battery Charger and 2 x 6 Volt Batteries in Lieu of 2 x 12 Volt Batteries and Converter	0	0	0	0	0
Batteries – Dual RV 27 Deep Cycle Auxiliary (12 Volt)	S	S	S	S	S
Batteries – Upgrade to 2 x 6 Volt Coach Batteries	0	0	0	0	0
Bidirectional Isolator Relay Delay (BIRD) Battery Charging	S	S	S	S	S
Converter – 55 Amp, 12/120 Volt with Charger	S	S	S	S	S
Generator – 5.5 KW Onan Marquis Gold with Dash Mounted Hour Meter and Auto Changeover Switch	S	S	S	S	S
⚡ Inverter – 400 Watt (for Front TV, DVD/VCR Combo)	0	0	0	0	0
Pre-Wire – Solar Panel	S	S	S	S	S
Switch – Electronic Battery Disconnect (Coach Batteries)	S	S	S	S	S

PLUMBING AND LP SYSTEMS

Black Tank Flush System	S	S	S	S	S
Holding Tanks – Enclosed, Insulated and Dual Heated Waste Tanks	S	S	S	S	S
LP Tank – Easy Access Propane Tank	S	S	S	S	S
Panel – Systems Monitor	S	S	S	S	S
Roughed in Plumbing for Washer Dryer	-	S	S	-	S
Switch – Three-Way Water Pump Switch	S	S	S	S	S
Valve – Water Heater By-Pass	S	S	S	S	S
⚡ Water Filter – Whole House Water Filter in Utility Module	S	S	S	S	S
Water Heater – Electronic Ignition LP Gas/Electric/Motoraid (capacity in U.S. gal. shown)	10	10	10	10	10
Water Tank – Enclosed, Insulated and Dual Heated	S	S	S	S	S
Water Tank Fill and Bleach Port	S	S	S	S	S
Winterization System with Antifreeze Pickup	S	S	S	S	S

SYSTEMS

Central Vacuum with Outlet in Baggage Compartment	S	S	S	S	S
Rear View Camera/Monitor – Colour LCD Display Mounted in Dash	S	S	S	S	S
Washer/Dryer – Vented	-	0	0	-	0

OPTIONAL AWNING PACKAGES

Awning – Weathershield Equipped A&E Two-Step Patio-Acrylic (length shown)	14	15	-	-	-
Awning – Weathershield Equipped A&E Elite Slide Topper (number of awnings shown)	2	2	-	-	-
Awning – Weathershield Equipped A&E Elite Window Awnings (number of awnings shown)	3	3	-	-	-
Awning – Weathershield Equipped Carefree Acrylic Patio Awning (length shown)	-	-	18	18	18
Awning – Weathershield Equipped Carefree Slide Topper (number of awnings shown)	-	-	2	3	2
Awning – Weathershield Equipped Carefree Window Awnings (number of awnings shown)	-	-	2	1	2

OPTIONS PACKAGE

⚡ Customer Value Package (Mandatory Option) Includes: Airbag Assist Front Suspension, CB Antenna (Coax Lead Under Dash), DVD/VCR Combination Unit, Thermostatically Controlled Fan in Living Area, Chrome Cockpit Ventilating Fan with Dash Switch, Fluorescent Lighting Upgrade in Aisle and Halogen Upgrade under Cabinets and over Couch and Bed, Mattress Upgrade, Rust Protection, Skylight with Blind in Living Area, Power Driver and Passenger Sun Visor with Switch on Dash	0	0	0	0	0
Factory P.D.I.	0	0	0	0	0

⚡ New for 06 S Standard 0 Optional

Two Year Limited Warranty

Triple E is proud to offer a two year limited warranty on structure as well as most major components. Please see your dealer for further details.

A reputation for excellence since 1965.



Founder P.W. Enns with the first Triple E Class A motorhome.



The first Triple E 13' travel trailer manufactured in 1965.

For over forty years Triple E has produced style, comfort, durability and uncompromising quality in recreation vehicles. We've built our reputation by maintaining full control of the manufacturing process, and almost everything you see in the finished product has been built on site to our renowned high standards, plus those of the Canadian Standards Association or Recreational Vehicle Industry Association. Triple E was also one of the first RV manufacturers to achieve ISO 9001:2000 certification. If you demand the best in your RV, you've found it in Triple E.

Coach Net

Triple E is a proud partner of Coach Net, an extensive support program providing complete and fully paid roadside assistance, emergency road service, and special warranty support benefits that follow you throughout Canada and the U.S. Service is free for the first year of ownership and available at a nominal fee for subsequent years.

Coach Net's 24-Hour Customer Care

- Emergency roadside assistance, including tow vehicle
- Toll free technician hotline for operation and service support
- Toll free nationwide service appointment assistance
- Free custom trip routing and colour maps
- Warranty service at over 6,800 locations throughout North America
- Benefits such as free jump starts, tire changes, fuel delivery and lock-out service



RECREATIONAL VEHICLES

Triple E Recreational Vehicles P.O. Box 1230, Winkler, Manitoba, Canada R6W 4C4 Telephone: (204) 325-4361 Fax: (204) 325-5241

www.tripleerv.com

Triple E Recreational Vehicles meet or surpass CSA-CRVA-RVIA standards covering electrical services, gas services, plumbing services and vehicular safety. Commander Motorhomes exceed 96" in width. In some states, 96" is the maximum width of vehicles travelling some or all state roads. It is the responsibility of the owner to be familiar with the road usage laws of the states in which you travel. Product improvement is a continuing process at Triple E Recreational Vehicles. Thus, we reserve the right to change specifications on any or all products without prior notice; errors and omissions excepted. Triple E Recreational Vehicles is under no obligation to undertake modification to units manufactured prior to changes on specifications. Brochure pictures may be shown with optional equipment. Colours may not be exactly as shown due to the printing process. Please see your dealer for specific colours.

