

WEIGHTS AND MEASUREMENTS

DODGE® SPRINTER CHASSIS

MODELS	24A	24D	24S
Engine Displacement (Liters)	3.0	3.0	3.0
Wheelbase (Inches)	170"	170"	170"
GVWR (lbs) ¹	11,030	11,030	11,030
Front GAWR (lbs) ²	4,410	4,410	4,410
Rear GAWR (lbs) ²	7,720	7,720	7,720
GCWR (lbs) ³	14,530	14,530	14,530
Hitch Rating Weight (lbs) [†]	3,500	3,500	3,500
Tongue Weight (lbs) [†]	350	350	350

Liquid Weight Reference:

Water (gal) = (8.3 lbs/3.8 kgs) Fuel (gal) = (7.1 lbs/3.2 kgs) Propane (gal) = (4.2 lbs/1.9 kgs)

Metric Conversion:

Multiply pounds x 0.453 to obtain kilograms. Multiply gallons x 3.785 to obtain liters.

Multiply liters x 61 to obtain cubic inches.

- GVWR (Gross Vehicle Weight Rating) is the maximum permissible weight of this fully loaded motor home. The GVWR is equal to or greater than the sum of the (UVW) unloaded vehicle weight plus the (OCCC) occupant cargo carrying capacity*.
- GAWR (Gross Axle Weight Rating) is the maximum permissible loaded weight a specific axle is designed to carry.
- GCWR (Gross Combined Weight Rating) is the value specified by the motor home manufacturer as the maximum allowable loaded weight of this motor home with its towed vehicle. Towing and braking capacities may be different. Refer to Fleetwood and chassis manufacturer's manuals for complete information.
- Length measured from front bumper to rear bumper (excludes accessories).
- Excludes safety equipment and awnings.
- Motor homes feature a body-width over 96" which will restrict your access to certain roads. Before purchasing, you should research any state and/or province road laws which may affect your usage.
- Tank manufacturer's listed water capacity (WC). Actual propane capacity is 80% of water listing as required by the safety code.

DIMENSIONS & CAPACITIES

MODELS	24A	24D	24S
Overall Length ⁴	25' 2"	25' 2"	25' 2"
Overall Height (with A/C)	11' 4"	11' 4"	11' 4"
Overall Width (maximum) ^{5,6}	91.5"	91.5"	91.5"
Interior Height (maximum)	80"	80"	80"
Interior Width (maximum)	88"	88"	88"
Fuel Capacity (gal)	26.4	26.4	26.4
Fresh Water Holding Tank (gal)	29	29	29
Grey Water Holding Tank (gal)	33	33	33
Black Water Holding Tank (gal)	33	33	33
Water Heater Tank (gal)	6	6	6
Appliance Propane Tank (gal) (WC) ⁷	24	24	24

Model: Dodge® Sprinter

Engine: Mercedes-Benz® 3.0L CDI 6-Cylinder

Transmission: 5-Speed Automatic

Alternator: 180 Amp

Torque: 280 lb-ft @ 1200-2400 RPM

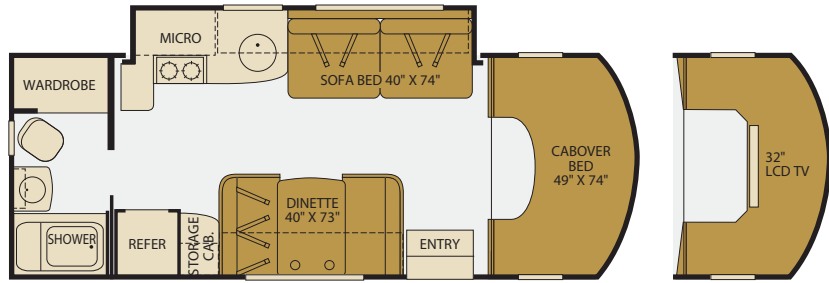
Horsepower: 154HP

- † The chassis manufacturer recommends the installation of a supplemental brake control system to activate the brakes on the vehicle or trailer you are towing. Hitch receiver ratings expressed are maximum for the hitch receiver installed and may require the purchase of additional equipment that is dependent on the weight of the towed load. Consult with hitch receiver manufacturer for further information.

* UVW and OCCC are found on the label containing the federal certification tag in each RV.

IMPORTANT – PLEASE READ: Product information, photography and illustrations included in this publication were as accurate as possible at the time of printing. For further product information and changes, please visit our website at www.fleetwoodrv.com or contact your local Fleetwood dealer. Prices, materials, design and specifications are subject to change without notice. All weights, fuel, liquid capacities and dimensions are approximate. Fleetwood has designed its recreational vehicles to provide a variety of uses for its customers. Each vehicle features optimal seating, sleeping, storage and fluid capacities. The user is responsible for selecting the proper combination of loads (i.e. occupants, equipment, fluids, cargo, etc.) to ensure that the vehicle's capacities are not exceeded.

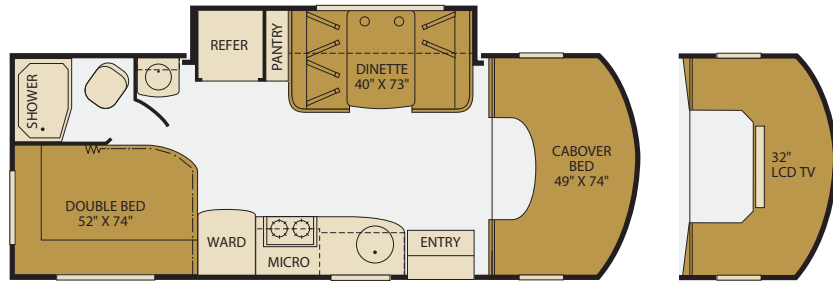
24A
Single Slide-Out



Interior Storage Capacity: 43 cu. ft.
Exterior Storage Capacity: 33 cu. ft.

OPT. CABOVER ENTERTAINMENT CENTER

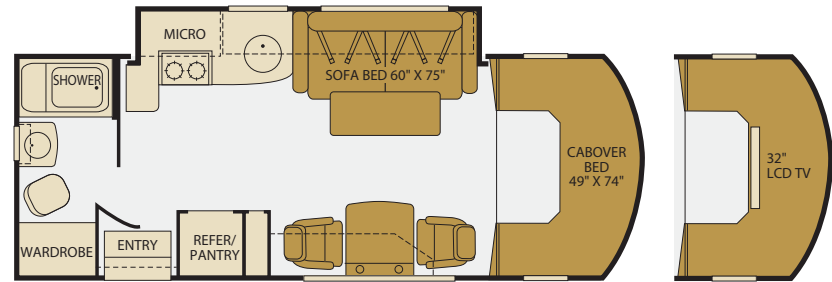
24D
Single Slide-Out



Interior Storage Capacity: 49 cu. ft.
Exterior Storage Capacity: 45 cu. ft.

OPT. CABOVER ENTERTAINMENT CENTER

24S
Single Slide-Out



Interior Storage Capacity: 50 cu. ft.
Exterior Storage Capacity: 34 cu. ft.

OPT. CABOVER ENTERTAINMENT CENTER

Seatbelt configuration may vary depending on options chosen.