

Jamboree[®]

FLEETWOOD.RV

Rallye

There's a place, just around the bend and over the next hill top, where you can breathe a little easier, play a little longer, enjoy life a little more. You've thought about it, you've even dreamed about it. Well, now's the time to experience it.

The new Jamboree Rallye, a motor home that delivers big time fun on a small time budget.

Take one part fun, two parts adventure and mix it with a healthy dose of Fleetwood quality and you've got the brand new Jamboree Rallye. Whether it's overnight or over the country, Rallye's got everything you're looking for in a motor home.

There's plenty of room for family and friends with three floor plans to choose from. And besides all the great standard features like name brand appliances and Flexsteel[®] furniture that make "roughing it" seem like an afternoon in the park, there's plenty of great options to make life even more enjoyable.

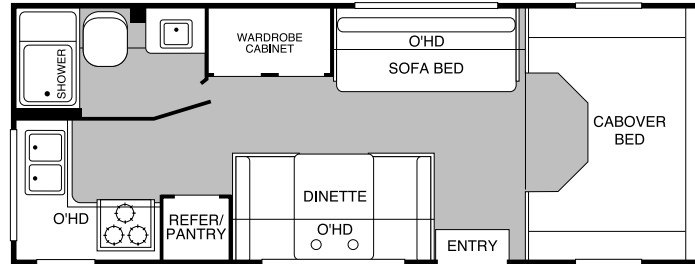
One of the best warranty and service programs in the industry gives you peace of mind. No matter where you go, we're right beside you.

It's time to step into the new Jamboree Rallye. See your Fleetwood RV dealer today.

Fleetwood Enterprises, Inc.
RV Marketing
P.O. Box 7638
Riverside, CA 92513-7638

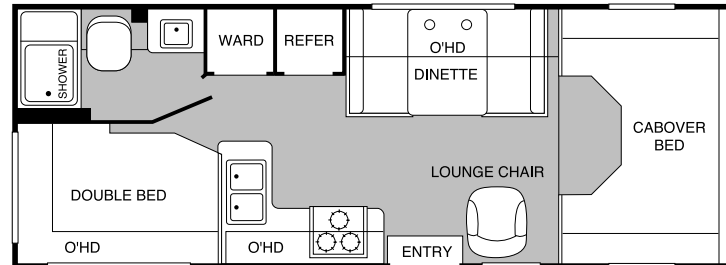


2000 Jamboree Rallye Floor Plans



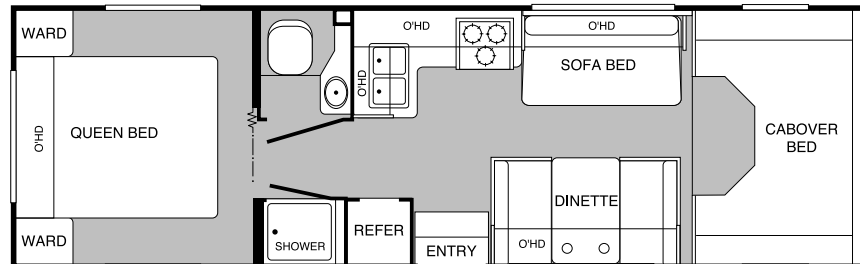
MODEL 23B

- Rear Kitchen
- Large Wardrobe Cabinet
- Sofa Bed and Dinette
- Fully Enclosed Bathroom
- Available 4-Wheel Drive



MODEL 24D

- Roomy Cabover Bed
- Dinette
- Lounge Chair
- Fully Enclosed Bathroom
- Double Bed



MODEL 29V

- Roomy Cabover Bed
- Sofa Bed and Dinette
- Private Shower
- Queen Bed
- Available 4-Wheel Drive

TO FIND A FLEETWOOD DEALER near you, call 24 hours a day at 1-800-444-4905 or visit our Website at www.fleetwood.com
FOR CUSTOMER ASSISTANCE, call toll free 24 hours a day at 1-800-322-8216, or you may write to Fleetwood Enterprises, Inc., P.O. Box 7638, Riverside, CA 92513-7638. Visit us at our Website at www.fleetwoodre-info.com/customer/index.asp

FLEETWOOD.RV

2000

2000 Jamboree Rallye Specifications

ENGINES AVAILABLE	23B	24D	29V
Chevy 7.4L Vortec	7.4L	7.4L	7.4L
Chevy Wheelbase	159	159	191

GVWR RATING (1)			
Chevy	12,300	12,300	12,300
Chevy – Front GAWR	4,300	4,300	4,300
Chevy – Rear GAWR	8,600	8,600	8,600

UVW-GAS ENGINE (2)			
Chevy 7.4L	TBD	TBD	TBD

BW-GAS ENGINE (3)			
Chevy 7.4	TBD	TBD	TBD

GCWR RATING (4)			
Chevy 7.4L w/Differential	15,800*	15,800*	15,800*

UNIT DIMENSIONS			
Overall Length*	24' 5"	25' 5"	29' 8"
Overall Height w/A.C.	131"	131"	131"
Overall Width (Max)	99"	99"	99"
Interior Height (Max)	79"	79"	83"
Interior Width (Max)	96"	96"	96"

LIQUID CAPACITIES (GALLONS)			
Fresh Water/Tank	35	30	30
Grey Water Holding	36	36	37
Body Waste Holding	35	35	37
Appliance LPG Tank WC†	14	14	14
Fuel Tank	55	55	55

1. GVWR (Gross Vehicle Weight Rating): Means the maximum permissible weight of this motor home. The GVWR is equal to or greater than the sum of the unloaded vehicle weight plus the net carrying capacity.
2. UVW(Unloaded Vehicle Weight): Means the weight of a motor home as built at the factory with full fuel, engine oil and coolants. The UVW does not include cargo, fresh water, LP gas, occupants or dealer installed accessories.
3. BW (Base Weight): Means the weight of a vehicle with fuel tanks and all storage facilities empty, with no options and cargo, occupants or added accessories.
4. GCWR (Gross Combined Weight Rating): Means the value specified by the motor home manufacturer as the maximum allowable loaded weight of this motor home with its towed trailer or towed vehicle.

*Overall lengths taken from front bumper to rear bumper.

† Capacities shown are tank manufacturer's listed water capacity (wc). Actual filled L.P. capacity is 80% of listing due to safety shut-off required on tank.

Product information and photography included in this brochure were as accurate as possible at the time of publication. For the most current product information and changes, please visit our Website at www.fleetwood.com or contact your local Fleetwood dealer. Subsequent refinements may be evident in the actual product. Prices and specifications are subject to change without notice. All fuel and liquid capacities are approximate and dimensions are nominal. Fleetwood has designed its motor home brands to provide a variety of potential uses for its customers. Each unit features the optimum storage, fluid, seating and sleeping capabilities. Though the customer enjoys this potential, he/she also has the responsibility to select the proper combinations of loads without exceeding the chassis weight capacities.

FLEETWOOD RV

America's Favorite Recreational Vehicles
1-800-444-4905 • www.fleetwood.com

2000 Jamboree Rallye Standard Features

EXTERIOR
Smooth Fiberglass Sidewalls
Steel Cage Vacubond Sidewalls
Crowned Rubber Roof
Seamless Rubber Roof
Chrome Plated Front Bumper
Powder Coated Rear Bumper
12V Patio Light
GFI Protected Patio Receptacle
Radius Cornered Windows
Wheel Covers
Spare Tire and Carrier
Velvac® Breakaway Mirrors

INTERIOR
Foam Board Insulation
Fabric Ceiling
Stainless Steel Double Galley Sink
Marine Toilet
Molded Shower Pan
Shower Curtain
Mini-Blinds
Screen Door
Entry Door with Window
Dead Bolt Entry Door Lock
Side Dinette
Innerspring Mattress (24D and 29V only)
54 x 76 Cabover Bed
Dovetail Drawer Construction
Radius Cornered Counter Tops
Vinyl Floor Covering
Bedspread

ELECTRICAL
Auxiliary Battery
Pre-wired for 4.0kw Generator

INTERIOR AUTOMOTIVE
Panasonic® AM/FM/Cassette Stereo
Cab Air Conditioner
Auxiliary Start Circuit
Cruise Control
Power Locks & Windows

APPLIANCES
Demand Water System
12V Bath Vent
TV Antenna
Double Door Refrigerator
3 Burner, High-Output Range with Oven
6 Gallon Water Heater with D.S.I.
20M BTU Auto Ignition Furnace (23B and 24D only)
25M BTU Auto Ignition Furnace (29V only)
Pre-wired for Roof Air Conditioner
AC/DC Power Converter
Battery Charger
GFI Circuit Protection
12V Lighting System
Floor Mounted LPG Tank

EXTERIOR STORAGE
Sewer Hose Carrier Bumper
Exterior Storage Compartments
Lockable Storage Compartments

ENTERTAINMENT
Pre-wired for Cable TV

SAFETY
Smoke Detector
Fire Extinguisher
LP Leak Detector
CO Detector

2000 Jamboree Rallye Options

EXTERIOR AUTOMOTIVE	23B	24D	29V
Chevy Chassis 7.4L Vortec Engine	•	•	•
CA Emissions Package-Chevy 7.4L	•	•	•

EXTERIOR			
Awning	•	•	•
Aluminum Running Boards	•	•	•
Trailer Hitch	•	•	•
Ladder	•	•	•
Undercoating	•	•	•
Stainless Steel Wheel Simulators	•	•	•

INTERIOR			
Range Cover	•	•	•
Panasonic® AM/FM/CD Stereo	•	•	•
Panasonic® 6-Disk CD Changer	•	•	•

APPLIANCES			
Microwave Oven	•	•	•
A/C 13.5M Roof	•	•	•

ELECTRICAL			
4.0 kW Gen-Onan Microlite	•	•	•