



# *Pace Arrow*

Expanding possibilities.



ADVENTURE IS ONLY THE BEGINNING

AND YOU HAVE MERELY SCRATCHED THE SURFACE.

THERE ARE MILES OF UNDISCOVERED

ROADS TO BE DRIVEN. EXPLORE WITH PRIDE

AND ALWAYS TRAVEL CONFIDENT.

IT'S TIME YOU MADE AN IMPRESSION AND LEFT

YOUR MARK ON THIS WORLD IN STYLE.









*Pace Arrow 36D full wall slide shown in Bronze interior decor with Windsor Birch wood finish.*

## Your Own Pace.

The Pace Arrow is the pinnacle of the Class A Gas line, boasting a fabulous style and incredible features like 84" ceilings for a spacious traveling environment. Enjoy elegant raised panel wood cabinetry and Ultraleather™ Flexsteel® furniture with a lifetime warranty on the frame.

Pace Arrow also boasts only the finest name brands, like top of the line Fabrica® carpeting. Take advantage of the full wall slide-out (36D), offering a 23 foot long slide-out to stretch out and relax. This revolutionary floor plan design provides an amazingly spacious atmosphere.



**DASH INTEGRATED COMPUTER WORKSTATION** is the perfect fit for a laptop, including 12V, 120V and telephone outlets, creating an ideal area to email friends and family.



**ENJOY THE 27" FLAT SCREEN TV** and DVD/VCR combo player with home theater sound system.



**PASSENGER SIDE AMENITIES** include a pull-out drawer to conveniently store items you'll need on the road, a cup holder for drinks and a magazine rack for reading material.



## Always Eat Well.

You should never have to sacrifice a great meal on the road, and now you'll never have to. In fact, gourmet meals are standard practice in Pace Arrow's incredibly well appointed galley. It's easy to cook your favorite foods in the Sharp® convection microwave oven in a fraction of the

time as compared to a standard oven. Whole coach water filtration gives you filtered water for cooking or drinking, and elegant solid surface countertops are stain resistant. You'll also enjoy the elegant wood cabinetry with decorative glass inserts. Eat well.



**THE FREESTANDING DINETTE** (two folding chairs not shown) easily seats 4 for comfortable dining. You'll also enjoy the large window for a wonderful view of your surroundings. (Shown in Bronze interior with Windsor Birch wood finish).



**A CONVENIENT CUTTING BOARD** is perfect for slicing and dicing and easily detaches for cleaning.

**DELUXE ROLLER BEARING, FULL EXTENSION DRAWER GUIDES** on the drawers throughout the coach, give you full access for convenient storage.



**PULL-OUT BASKETS** in the pantry, slide in and out for easy loading and unloading.



**AN IRONING BOARD** comes standard and conveniently fits into the cutting board slot (not available on 35G & 38L).



**THE DOUBLE BOWL STAINLESS STEEL SINK** is scratch resistant and easy to clean, featuring a single lever faucet with sprayer and soap dispenser.



**THE LARGE 12 CU. FT. DOMETIC® REFRIGERATOR** features an icemaker and comes with a brushed stainless steel finish for a luxurious look.



*Pace Arrow 36B shown in Pewter interior decor with Plantation Cherry wood finish.*





*Pace Arrow 36D shown in Bronze interior decor with Windsor Birch wood finish.*



## So Comfortable.

It is so comfortable. In fact, Pace Arrow provides such a luxurious bedroom atmosphere, you may forget you're away from home all together. Enjoy a Restonic® deluxe pillow top innerspring mattress, a 20" flat screen TV for your viewing

pleasure and day/night pleated shades for those afternoon naps. Pace Arrow also boasts elegant amenities like beautiful cherry, maple or birch wood cabinetry, and a deluxe fabric headboard. Traveling will never be the same again.



### THE ELEGANT GLASS ENCLOSED SHOWER WITH SKYLIGHT

features a deluxe adjustable showerhead, a dispenser for bodywash, shampoo and conditioner.



### THE BEDROOM WARDROBE

with mirrored doors gives you plenty of room to hang garments, storage space for shoes, drawers with full extension drawer guides, and is lined with cedar to keep your clothes smelling fresh and moth-free.



### CONVENIENT UNDER-THE-BED STORAGE

provides ample room to store extra bedding, clothing or anything else you might need during your travels.



### THE WASHER/DRYER COMBO

(optional) makes laundry a breeze, and is concealed in one of the cabinets.

### THE INTEGRATED HAMPER

includes a hamper bag and is conveniently built into the wardrobe for easy access.

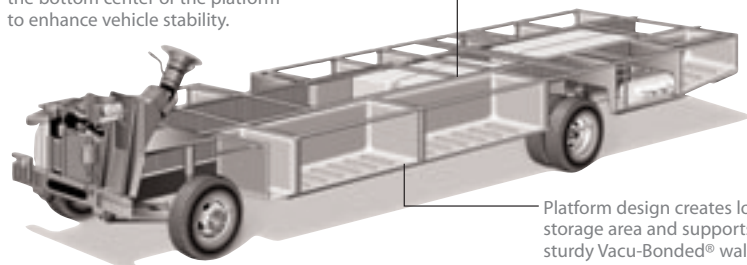


## POWER PLATFORM CONSTRUCTION

Fleetwood's patented Power Platform begins with two 10-in. steel I-beams welded lengthwise to the chassis. From the beams, steel outriggers extend outward. Together, they create a basement for fluid tanks and storage while supporting the floor, walls and roof with a rigid metal frame. This complements the chassis to make it even stronger.

Holding tanks are positioned in the bottom center of the platform to enhance vehicle stability.

Holding tanks are enclosed between the upper and lower basement floors. This allows them to be heated to prevent freezing in cold weather.



Platform design creates lots of storage area and supports the sturdy Vacu-Bonded® walls.

\*Drawings are for illustrative purpose only to highlight aspects of motor home construction. Actual motor home design depends on model and is subject to change.

## A 2-STAGE DUPONT® PAINT PROCESS

(full-paint optional) is carefully applied for maximum durability and a sleek exterior look. This process ensures only the best in quality and appearance.

## TUFF-PLY ROOF

is UV resistant, durable, easy to clean, and doesn't scratch like many competitors' fiberglass or aluminum roofs.

**TUFF-COAT® EXTERIOR FIBERGLASS SIDEWALLS** are Vacu-bonded® into a strong composite structure, as opposed to competitors' thin fiberglass laminate.

**STORAGE COMPARTMENTS** are lighted and include single paddle latches, gas-lift strut supports, stainless steel hinges and insulated aluminum doors.

**STYLISH FIBERGLASS FRONT CAP** will be sure to turn heads while you're out on the road.



Vehicle shown in White Pearl optional full-body paint.



**THE DRIVER'S DOOR** has convenient steps for entering and exiting your coach with ease.



**THE DRIVER'S AREA** features Flexsteel® Ultraleather™ captain's chairs with power back/slide controls, cup holders, tilt steering, dash fans and double swivel sun visors with map pockets.



**DISTINCTIVE TAILLIGHTS** are visible even when towing most types of vehicles.



**EZ STORE COMPARTMENTS** allow for storage of oversized or bulky items and conveniently move with the slide-out for easy access to your gear.



**THE REAR VISION CAMERA** features one-way audio and a live video feed to the driver's area to aid the driver when backing up.



**THE TEMPERATURE GAUGE AND COMPASS** are great tools to help you navigate on your journey.



## FOUR INTERIORS, THREE WOOD FINISHES, THE CHOICE IS YOURS.

Choose from one of four deluxe interior decor motifs with color coordinated exterior graphics, 12 combinations in all.



### SAND

#### Living/Dining Room




*Ultraleather™ Sofa Bed & Recliner*

*Dinette Cushions*

*Throw Pillow*

#### Bedroom




*Bedspread*

*Headboard*

### SLATE

#### Living/Dining Room



*Ultraleather™ Sofa Bed & Recliner*

*Dinette Cushions & Throw Pillow*

#### Bedroom



*Bedspread*

*Headboard*

### PEWTER

#### Living/Dining Room




*Ultraleather™ Sofa Bed & Recliner*

*Dinette Cushions*

*Throw Pillow*

#### Bedroom



*Bedspread*

*Headboard*

### BRONZE

#### Living/Dining Room



*Ultraleather™ Sofa Bed & Recliner*

*Dinette Cushions & Throw Pillow*

#### Bedroom



*Bedspread*

*Headboard*

### INTERIOR WOOD FINISHES



*Plantation Cherry*

*Fairfield Maple*

*Windsor Birch*

## CHOOSE FROM SIX FULL PAINT OPTIONS TO CUSTOMIZE YOUR PACE ARROW.

Mix and match a full paint option with any interior combination to customize your Pace Arrow.



*Warm Shadow*



*Estate Green*



*Harvest Beige*



*Platinum*



*Shalestone*



*White Pearl*

## What Drives You?

Maybe it's feeling like you're the only one on Earth. Perhaps it's the unique sense of closeness with the great outdoors. Or, it might be the joy that comes from spending quality time with family and friends. Whatever the reason, we know that you have a strong drive to experience everything that comes with spending time on the road. And for more than 50 years, we've shared that passion with you. Because we're RV enthusiasts ourselves, you can see our passion in the vehicles we design and build. Own a Fleetwood, and you'll feel like you're not just traveling, but embarking on an experience unlike any other. Set your own course for adventure and get out there and explore the world around you. Once you do, you'll see what it is that drives us — it's you.



**RV OWNERCARE\*** is a limited one-year/15,000-mile coach warranty and three-year/50,000-mile structural warranty, whichever occurs first, and it is fully transferable for the first 12 months. RV OWNERCARE is one of the RV industry's most comprehensive programs and includes systems, appliances, components and construction, with no deductible and no service charge. RV OWNERCARE coverage is provided from a company that will be around in the future to service your needs. See your nearest Fleetwood dealer for a full explanation of benefits and restrictions.

**FLEETWOOD TRAVELCADE CLUB** As a Fleetwood owner, you're eligible to become a member of our owner's group, Fleetwood Travelcade Club. It's a perfect way to meet other Fleetwood owners who love to travel across America and share in the RV lifestyle. Call (877) 577-2560 and join the fun! Or visit [www.fleetwood.com/clubs](http://www.fleetwood.com/clubs) to learn more.

**FLEETWOODRV.COM** To locate a dealer near you, visit our website or call 1-800-444-4905. We can also be contacted at Fleetwood Customer Relations, P.O. Box 7638, Riverside, CA 92513-7638.

**IMPORTANT—PLEASE READ** Product information, photography and illustrations included in this publication were as accurate as possible at the time of printing. For further product information and changes, please visit our website at [www.fleetwoodrv.com](http://www.fleetwoodrv.com) or contact your local Fleetwood dealer. Prices, materials, design and specifications are subject to change without notice. All weights, fuel, liquid capacities and dimensions are approximate. Fleetwood has designed its recreational vehicles to provide a variety of uses for customers. Each vehicle features optimal seating, sleeping, storage and fluid capacities. The user is responsible for selecting the proper combination of loads (i.e.: occupants, equipment, fluids, cargo, etc.) to ensure that the vehicle's capacities are not exceeded.

Your local Fleetwood dealer is:



[www.fleetwoodrv.com](http://www.fleetwoodrv.com)

\*For complete info see your Fleetwood dealer. ©2005. Fleetwood Enterprises, Inc.  
Printed in the USA. Inventory control number PA06B1 5/05.

**treadlightly!**  
LEAVING A GOOD IMPRESSION

