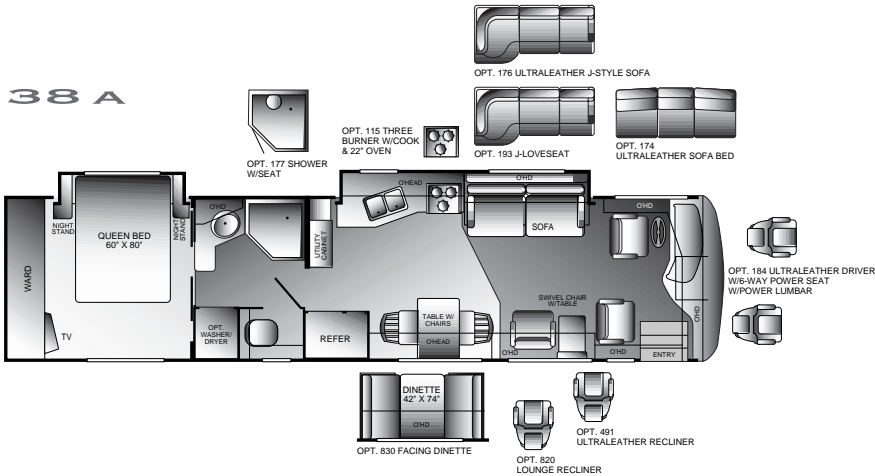


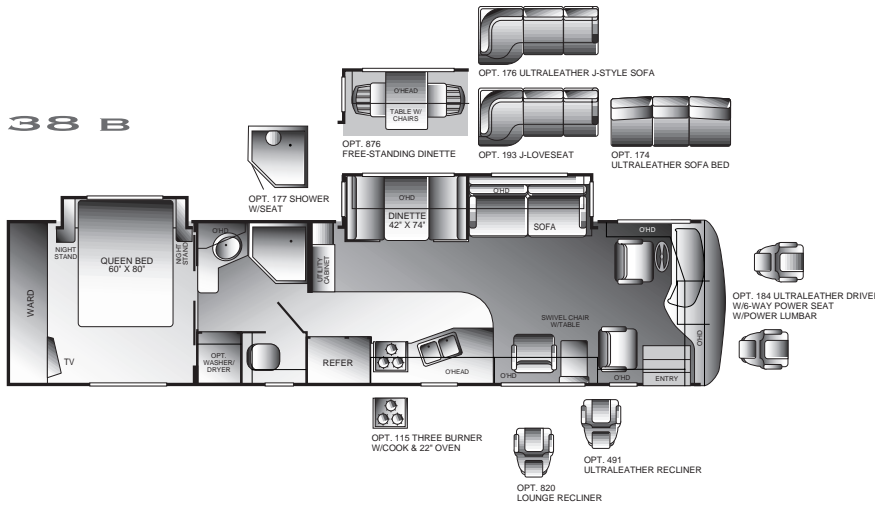
THE REVOLUTION™ FLEETWOOD.RV

FLOOR PLANS

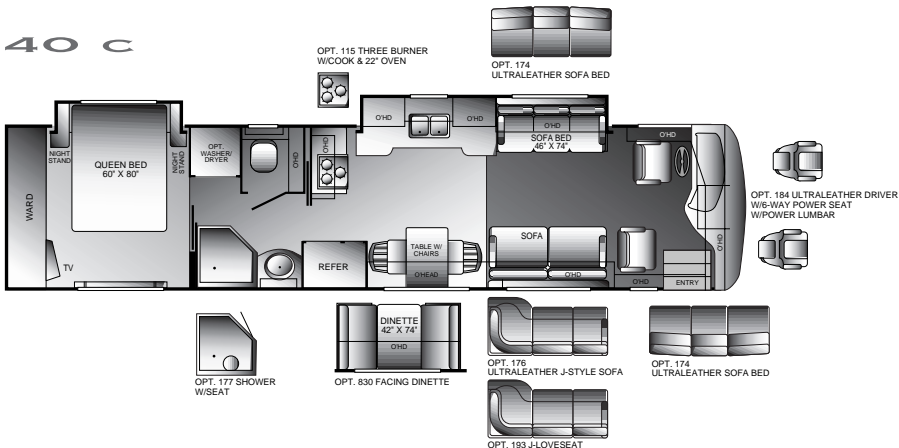
38 A



38 B



40 C



STANDARD FEATURES

APPLIANCES

- Norcold® 12 cu. ft. (4 door) Refrigerator
- 3-Burner Cook-top
- Convection Microwave Oven
- 10 Gallon LPG/DSI/120V Water Heater
- 20" Panasonic® Stereo Rear Bedroom TV
- 27" Panasonic® Stereo Front Overhead TV
- TV Antenna
- Hi-fi Panasonic® VCR
- Sony® DSS Receiver
- Smoke Detector/Alarm
- LPG Detector/Alarm
- CO Detector/Alarm
- Fire Extinguisher

BODY STRUCTURE

- Raised Stacked Rail Chassis
- Full Basement Storage
- One-Piece Fiberglass Roof

ELECTRICAL

- Dual 34,000 BTU Furnaces
- Dual Roof A/C High Efficiency
- 160 Amp Alternator
- 50 Amp Power Cord Service
- 2,000 Watt Inverter/Converter
- 7.5 KW Onan® QD Diesel Generator
- Energy Management System

EXTERIOR

- 10,000 lb. Trailer Hitch*
- Radius Roof with Flat Interior
- Double Entry Step
- One-Piece Hood with Easy Lift System
- Dual Glazed Windows
- Exterior Utility Compartment
- Exterior Paper Towel Holder & Soap Dispenser
- Exterior Assist Handle
- Full Length Interior Assist Handle
- Inverted Bus Style Mounted Exterior Mirrors
- Screen Entry Door with Easy Latch Access
- Clear Coat/Polish & Buff Exterior

EXTERIOR AUTOMOTIVE

- Cummins® 8.3 Litre, 330 hp ISC Diesel
- Dual Fuel Fill
- Mud Flaps
- Radial Tires - 275 R80 225 Michelin
- Front Mask
- Intermittent Windshield Wipers
- Remote Heated Rear View Mirrors

EXTERIOR STORAGE

- Lockable Luggage Doors

INTERIOR

- Ducted Roof Air Package
- Porcelain Double Galley Sink
- Single Handle Galley Faucet with Removable Sprayer Head
- Porcelain Toilet with Hand Spray
- Residential Drawer Guides with Drawer Lock
- Sliding Exterior Wardrobe Mirror Doors
- Pleated Day & Night Shades - Living & Bedroom Areas
- 1" Mini Blind - Galley & Bath Windows
- Residential Grade Carpeting - Living & Bedroom Areas
- Ceramic Tile Floor - Galley & Bath Areas
- Polished Corian® Galley & Lavy Tops

* The chassis manufacturer recommends the installation of a supplemental brake control system to activate the brakes on the vehicle or trailer you are towing.

STANDARD FEATURES CONTINUED

Solid Wood Cabinet Doors & Drawers
Oak Wood Cabinetry
Slide-Out Room Awnings
Multiple Slide-Outs

INTERIOR AUTOMOTIVE

2-Din Dash Radio with AM/FM Stereo/CD
Rear Vision Camera & Monitor Package
European Style Automotive Dash
Adjustable Dash Gauge Package with Column
Smart Steering Wheel
Passenger Drink Holder/Coin Tray
Dash A/C System with Dual Controls
2-Speed Overhead Dash Fans
3-Point Seat Belts
Power Driver's Seat Pedestal

OPTIONAL FEATURES

54" Slide-Out Tray
90" Full Slide-Out Basement Tray
Optional Graphics
Compact Disc Changer
CB Hand Held
DSS Auto Lift with Receiver
GPS System
Home Theater System
3-Burner with Cook-Top & 22" Oven
DVD Player
Shower with Seat
Shower Door with Obscure Glass
ULTRALEATHER™ Sofa
Loveseat
ULTRALEATHER™ Sofa Bed
Patio/Entry Door Awning Package

Window Awning Package
Rain Sensor Power Vent
Keyless Entry
Air Horns
Cherry Wood Interior
Maple Wood Interior
Walnut Wood Interior
ULTRALEATHER™ Recliner
ULTRALEATHER™ J-Loveseat
Lounge Recliner
Facing Dinette
Free Standing Dinette
Driver & Passenger Leather Seats
Aluminum Wheels
Washer/Dryer

S P E C I F I C A T I O N S

Freightliner® Chassis

	38 A	38 B	40 C		38 A	38 B	40 C
Engine (ltrs.)	8.3L	8.3L	8.3L	Overall Length(5)	38' 9"	38' 9"	39' 11"
Wheel Base	252"	252"	266"	Overall Height with A/C	12' 2"	12' 2"	12' 2"
GVWR (lbs.)(1)	31,000	31,000	31,000	Overall Width (max.)(6)	101"	101"	101"
Front GAWR (lbs.)(2)	12,000	12,000	12,000	Interior Height (max.)	79"	79"	79"
Rear GAWR (lbs.)(2)	19,000	19,000	19,000	Interior Width (max.)	96"	96"	96"
Base Weight (lbs.)(3)	25,300	25,300	26,400	Fresh Water Holding Tank	95 gal	95 gal	95 gal
GCWR (lbs.)(4)	41,000	41,000	41,000	Grey Water Holding Tank	60 gal	60 gal	60 gal
Hitch Rating Weight (lbs.)*	10,000	10,000	10,000	Black Water Holding Tank	40 gal	40 gal	40 gal
Tongue Weight (lbs.)*	1,000	1,000	1,000	Appliance LPG Tank (WC)(7)	38 gal	38 gal	50 gal
Fuel Capacity (gal.)	100	100	100	Water Heater Tank	10 gal	10 gal	10 gal

Liquid Weight Reference: Water (gal.) = (8.3 lbs./3.8 kgs.), Fuel (gal.) = (7.1 lbs./3.2 kgs.), LPG (gal.) = (4.5 lbs./2.0 kgs.)

Metric Conversion: Multiply pounds x 0.453 to obtain kilograms, Multiply gallons x 3.785 to obtain liters

- (1) GVWR (Gross Vehicle Weight Rating): Means the maximum permissible loading weight of the motor home. GVWR is equal to or greater than the sum of the unloaded vehicle weight plus the net carrying capacity.
- (2) GAWR (Gross Axle Weight Rating): Means the maximum permissible loaded weight a specific axle is designed to carry.
- (3) Base Weight: Means the weight of the motor home without fuel, options, water, cargo or passengers.
- (4) GCWR (Gross Combined Weight Rating): Means the value specified by the motor home manufacturer as the maximum allowable loaded weight of this motor home with its towed vehicle. Towing and braking capacity may differ. Refer to Fleetwood and chassis manufacturer manuals for complete information.
- (5) Length taken from front bumper to rear bumper (excludes accessories).
- (6) Excludes safety equipment and awnings.
- (7) Tank Manufacturer's listed water capacity (WC). Actual LPG capacity is 80% of water listed as required by the safety code.

* The chassis manufacturer recommends the installation of a supplemental brake control system to activate the brakes on the vehicle or trailer you are towing.



The World's #1 RV Manufacturer

Fleetwood Enterprises, Inc. • RV Marketing • P.O. Box 7638 • Riverside, CA 92513-7638

IMPORTANT-PLEASE READ: Product information, photography and illustrations included in this publication were as accurate as possible at the time of printing. For further product information and changes, please visit our website at www.fleetwoodrv.com or contact your local Fleetwood dealer. Prices, materials, design and specifications are subject to change without notice. All weights, fuel, liquid capacities and dimensions are approximate. Fleetwood has designed its recreational vehicles to provide a variety of uses for its customers. Each vehicle features optimal seating, sleeping, storage and fluid capacities. The user is responsible for selecting the proper combination of loads (i.e. occupants, equipment, fluids, cargo, etc.) to ensure that the vehicle's capacities are not exceeded.

www.fleetwoodrv.com

Visit our website to find a dealer near you or learn more about other Fleetwood products. Or call us toll free-at 1-800-444-4905