

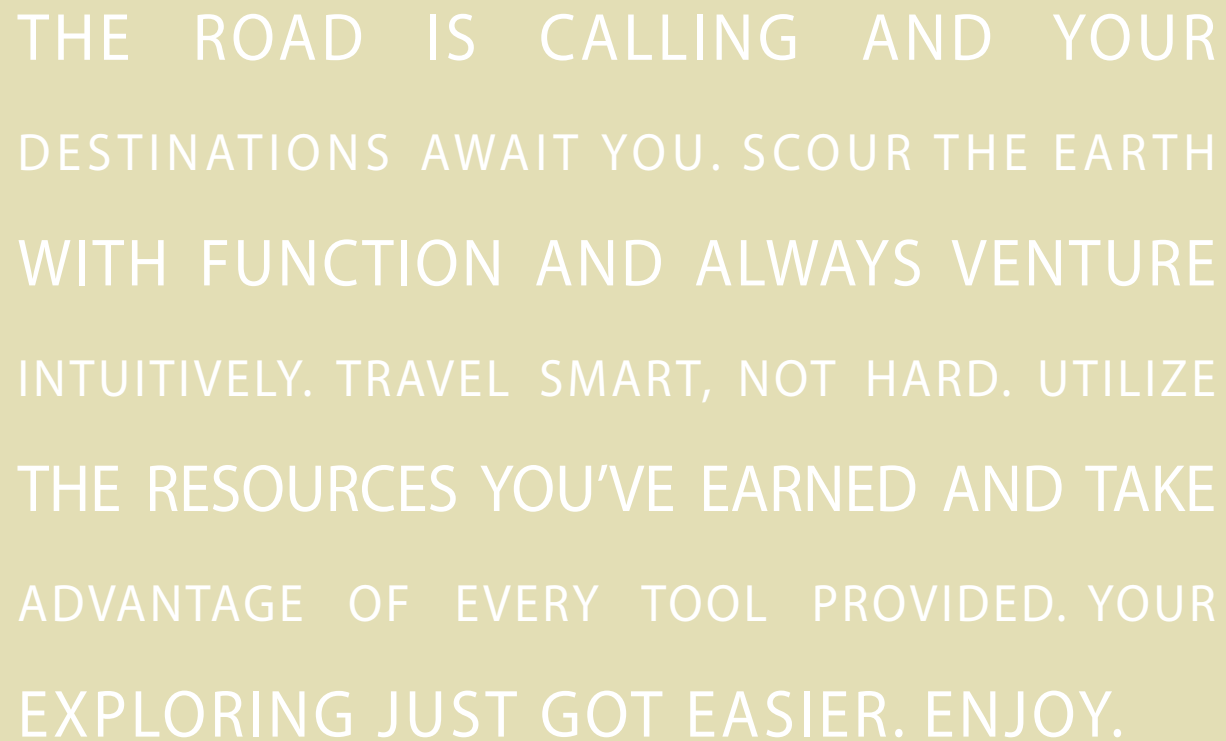


Enjoy the ride.

**{Bounder}**

BOUNDER Class A Gas 2005





THE ROAD IS CALLING AND YOUR  
DESTINATIONS AWAIT YOU. SCOUR THE EARTH  
WITH FUNCTION AND ALWAYS VENTURE  
INTUITIVELY. TRAVEL SMART, NOT HARD. UTILIZE  
THE RESOURCES YOU'VE EARNED AND TAKE  
ADVANTAGE OF EVERY TOOL PROVIDED. YOUR  
EXPLORING JUST GOT EASIER. ENJOY.





*Bounder 35E shown in Beige Bounty interior decor with Summer Oak wood finish.*





## A TRAILBLAZER.

Brimming with functionality, chock-full of features and designed with you in mind – welcome to Bounder. Each intricate detail has purpose, giving you a coach that features what you need for smooth, functional and comfortable traveling. Bounder has been ahead of the

pack in designing innovative features like a 100 gallon fresh water holding tank for extended dry camping, and basement storage, providing abundant exterior storage room for your gear. Bounder continues to provide functional solutions for your traveling needs.



**PASSENGER SIDE AMENITIES** include a pull-out drawer to conveniently store items you'll need on the road, a cup holder for drinks and a magazine rack for reading material.



**ENJOY THE 27" FLAT SCREEN TV** and ample storage space for the optional DVD/VCR combo.



**THE LARGE ENTRY ASSIST HANDLE** provides assistance when entering and exiting the vehicle.



**A COMPUTER WORKSTATION** complete with a pull-out shelf and power and phone jacks, makes for the perfect place to set up a laptop to keep in touch with friends and family during your travels.





## Bounder

### A PRACTICAL GALLEY.

Bounder's many features in the galley include a Fan-Tastic® power roof fan for great ventilation, a convenient single lever faucet with sprayer for quick clean up and a folding range cover to provide additional countertop room. You'll love all the functional cabinet

storage for full-sized plates, and deluxe ball bearing full extension drawer guides, giving you full access to storage on every drawer. Also enjoy the whole coach water filtration system for fresh drinking water and solid surface galley countertops that are durable and stain resistant.



**CONVENIENT UNDER-THE-DINETTE STORAGE** is the perfect place to store pots, pans and cookware.



**THE DOUBLE STAINLESS STEEL SINK** is scratch resistant and features a single lever faucet with sprayer, perfect for your food preparation.



**NORCOLD® 12 CU. FT. REFRIGERATOR** (optional) boasts stylish wood door inserts, and a convenient icemaker. An 8 cu. ft. Dometic® refrigerator is standard.



**THE SPICE RACK** is conveniently integrated into the range hood for easy access when preparing a meal.

**A BUILT-IN KNIFE RACK** behind the 3-burner range, is another marvelous feature designed into Bounder's galley.







*Bounder 35E shown in Beige Bounty interior decor with Summer Oak wood finish.*



## FUNCTIONAL COMFORT.

After a long day of activities it is very important to come home to comfortable surroundings for some easy rest, and with Bounder's queen-sized Restonic® pillow top mattress, nothing could be easier. Overall design is also

very important. Bounder makes exceptional use of space, providing you with abundant storage for clothing or linens. You'll also enjoy a 20" flat screen TV and power and phone jacks, making it easy to set up your laptop in the bedroom.



**THE WARDROBE WITH MIRRORED DOORS** gives you great space to hang garments, provides convenient full extension drawers for clothing, and ample space for shoes.



**BOUNDER'S SPACIOUS BATHROOM** boasts well designed storage cabinets for toiletries, a full-sized sink, a Fan-Tastic® roof fan for ventilation and a residential-sized medicine cabinet with mirrored doors (35E offers an extra large residential-sized shower).



**BOUNDER'S SHOWER** features a shower-head with a water saver valve to conserve water.

**THE WASHER/DRYER COMBO** (optional) makes laundry a breeze, and is concealed in one of the cabinets.



**CONVENIENT UNDER-THE-BED STORAGE** provides ample room to store extra bedding or linens.

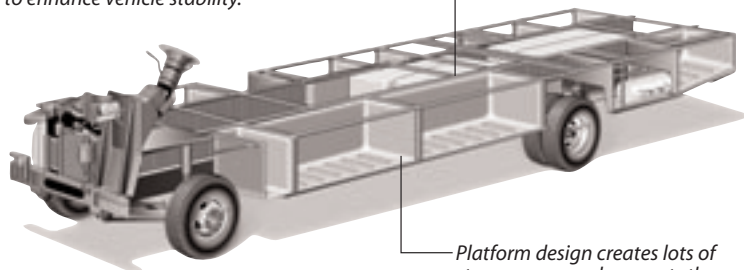


## POWER PLATFORM CONSTRUCTION

Fleetwood's patented Power Platform begins with two 10-in. steel I-beams welded lengthwise to the chassis. From the beams, steel outriggers extend outward. Together, they create a basement for fluid tanks and storage while supporting the floor, walls and roof with a rigid metal frame. This complements the chassis to make it even stronger.

Holding tanks are positioned in the bottom center of the platform to enhance vehicle stability.

Holding tanks are enclosed between the upper and lower basement floors. This allows them to be heated to prevent freezing in cold weather.



Platform design creates lots of storage area and supports the sturdy Vacu-Bonded® walls.

\*Drawings are for illustrative purpose only to highlight aspects of motor home construction. Actual motor home design depends on model and is subject to change.

**Exterior Awning**  
provides shelter from the weather, so you can enjoy your surroundings rain or shine.

**Dual A/C Units**  
Boulder has maximum cooling capabilities and plenty of storage because its A/C units are mounted on the roof and not in the basement.

**Tuff-Ply Roof**  
is UV resistant, durable, easy to clean, and doesn't scratch like many competitors' fiberglass or aluminum roofs.



**Tuff-Coat® Exterior Fiberglass Sidewalls** are Vacu-bonded® into a strong composite structure, as opposed to competitors' thin fiberglass laminate.

Vehicle shown in Beige Bounty.

**Storage Compartments** are lighted and include single paddle latches, gas-lift strut supports, stainless-steel hinges and insulated aluminum doors.



**THE WHOLE COACH WATER FILTER** is easily accessible in an exterior compartment for quick and convenient replacement.



**THE SPARE TIRE COMPARTMENT** comes complete with an easily accessible spare tire.



**THE DRIVER'S AREA** features roll down driver's shade (electric optional), reclining chair with back/slide controls, tilt wheel steering, double swivel sun visors with map pockets and an AM/FM stereo with cassette player.



**THE ENGINE COMPARTMENT** is easily accessible through the one-piece swing down access panel, for convenient maintenance.



**THE ROOF LADDER** provides easy access to the roof for maintenance, and the rear vision camera assists the driver when backing up.



**HIGH MOUNTED TAILLIGHTS** are designed to be easily seen by other drivers even when you are towing most types of vehicles.



BOUNDER EXTERIOR/INTERIOR COLOR CHOICES

Choose from three stylish interior decors with coordinating exterior graphics and two wood finishes. Six combinations in all.




COOL ICE  
Living/Dining Room



*Sofa Bed & Dinette Cushions*



*Lounge Recliner & Throw Pillow*



*Ultraleather™ Driver/ Passenger Seat (optional)*

Bedroom



*Bedspread & Pillow Shams*



*Throw Pillow*


BURNISHED BROWN  
Living/Dining Room



*Sofa Bed & Dinette Cushions*



*Lounge Recliner & Throw Pillow*



*Ultraleather™ Driver/ Passenger Seat (optional)*

Bedroom



*Bedspread & Pillow Shams*



*Throw Pillow*


BEIGE BOUNTY  
Living/Dining Room



*Sofa Bed*



*Lounge Recliner, Throw Pillow & Dinette Cushions*




*Ultraleather™ Driver/ Passenger Seat (optional)*

Bedroom



*Bedspread & Pillow Shams*



*Throw Pillow*

INTERIOR WOOD FINISHES



*Summer Oak*



*Plantation Cherry*

Bounder

## What Drives You?

Maybe it's feeling like you're the only one on Earth. Perhaps it's the unique sense of closeness with the great outdoors.

Or, it might be the joy that comes from spending quality time with family and friends. Whatever the reason, we know that you have a strong drive to experience everything that comes with spending time on the road. And for more than 50 years, we've shared that passion with you. Because we're RV enthusiasts ourselves, you can see our passion in the vehicles we design and build. Own a Fleetwood, and you'll feel like you're not just traveling, but embarking on an experience unlike any other. Set your own course for adventure and get out there and explore the world around you.

Once you do, you'll see what it is that drives us — it's you.

**RV OWNERCARE\*** is a limited one-year/15,000-mile and three-year/50,000-mile structural warranty and it is fully transferable for the first 12 months. RV OWNERCARE is one of the RV industry's most comprehensive programs and includes systems, appliances, components and construction, with no deductible and no service charge. RV OWNERCARE coverage is provided from a company that will be around in the future to service your needs. See your nearest Fleetwood dealer for a full explanation of benefits and restrictions.

**CLUB FLEETWOOD** As a Fleetwood owner, you're eligible to become a member of our owners' group, Club Fleetwood. It's a perfect way to meet other Fleetwood owners who love to travel to beautiful resorts and vacation spots all across America. Call (877) 577-2560 and join the fun! Or visit [www.fleetwood.com/clubs](http://www.fleetwood.com/clubs) to learn more. For Bounder specific club information contact: Bounders of America (860) 643-0877, [www.bounder.org](http://www.bounder.org) or Bounders United [www.bounder.net](http://www.bounder.net).


**FLEETWOODRV.COM** To locate a dealer near you, visit our website or call 1-800-444-4905. We can also be contacted at Fleetwood Customer Relations, P.O. Box 7638, Riverside, CA 92513-7638.



[www.fleetwoodrv.com](http://www.fleetwoodrv.com)

**IMPORTANT—PLEASE READ** Product information, photography and illustrations included in this publication were as accurate as possible at the time of printing. For further product information and changes, please visit our website at [www.fleetwoodrv.com](http://www.fleetwoodrv.com) or contact your local Fleetwood dealer. Prices, materials, design and specifications are subject to change without notice. All weights, fuel, liquid capacities and dimensions are approximate. Fleetwood has designed its recreational vehicles to provide a variety of uses for customers. Each vehicle features optimal seating, sleeping, storage and fluid capacities. The user is responsible for selecting the proper combination of loads (i.e.: occupants, equipment, fluids, cargo, etc.) to ensure that the vehicle's capacities are not exceeded.

Your local Fleetwood dealer is:



\*For complete info see your Fleetwood dealer. © 2004. Fleetwood Enterprises, Inc.  
Printed in the USA. Inventory control number BDR05B1 8/04.