



# Storm

Free To Roam.



STORM-Class A Gas-2006



THE WORLD AWAITS  
WITH OPEN ARMS. BREAK  
FREE AND EXPLORE,  
USING ALL OF YOUR IMAGINATION  
ALONG THE WAY.  
NOTHING CAN STOP YOU AND  
NOWHERE IS IMPOSSIBLE.





## Well Designed.

Enjoy a comfortable atmosphere on the road, thanks to Storm's spacious floor plan layouts. Relax in cozy Flexsteel® furniture with a lifetime warranty on the

frame and take advantage of features like full extension hardware, giving you full access to the drawers for maximum storage room.



**THE CHILL GRILL** is a great feature that circulates cold air into the coach on those warm days.

**THE FLEXSTEEL® JACKKNIFE SOFA** has a lifetime warranty on the frame, and features integrated cup holders.

**THE ENTERTAINMENT CENTER** features a 24" TV and optional DVD/VCR combo making it easy to watch your favorite movies wherever you are.

**THE LARGE DINETTE** includes spacious seating for four, a large window for a great view, convenient pull-out drawers for storage and integrated cup holders.

**THE FLEXSTEEL® RECLINER** (optional, swivel chair is standard) is very comfortable and features a convenient fold away table perfect for reading a book, using a laptop or enjoying a snack.



**CONVENIENT OVERHEAD STORAGE** above the sink provides plenty of room for full-size plates and dishes.



**CONVENIENT PULL-OUT BASKETS** (select models) in the galley pantry, slide in/out with ease for storing your non-perishable food items.



*Storm 34F shown in Pacific Pearl interior decor with Windsor Birch wood finish.*

## Convenient Cooking.

Storm makes cooking easy thanks to its well equipped galley, providing the conveniences of home wherever you go. Take full advantage of the durable and scratch resistant stainless steel sink for easy cleanup. Preparing a meal is a breeze with the high

output 3-burner range with stove and the 8 cu. ft. Dometic® refrigerator is ideal for storing food and beverages. Other features include a Fan-Tastic® roof fan for ventilation and adjustable cabinet shelves so you can customize your storage needs.



**THE BATHROOM** includes a skylight in the shower, 3-bulb vanity lighting and a mirrored door medicine cabinet that provides plenty of room to store your bathroom supplies.



**A LARGE WARDROBE WITH MIRRORED DOORS** can hold plenty of clothing, shoes or accessories.



**A FUNCTIONAL DESK AREA** beneath the bedroom TV comes equipped with phone and power jacks to easily set up your laptop.



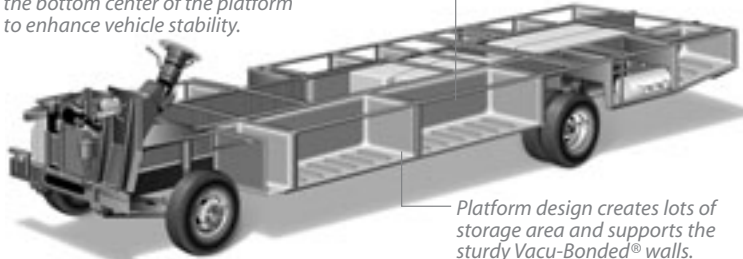
**STORM'S BEDROOM** features a comfortable innerspring queen-size mattress, pleated shades, convenient bedside tables, reading lights, and plenty of storage for clothing and extras.

**POWER PLATFORM CONSTRUCTION**

Fleetwood's patented Power Platform begins with two 10-in. steel I-beams welded lengthwise to the chassis. From the beams, steel outriggers extend outward. Together, they create a basement for fluid tanks and storage while supporting the floor, walls and roof with a rigid metal frame. This complements the chassis to make it even stronger.

Holding tanks are positioned in the bottom center of the platform to enhance vehicle stability.

Holding tanks are enclosed between the upper and lower basement floors. This allows them to be heated to prevent freezing in cold weather.



Platform design creates lots of storage area and supports the sturdy Vacu-Bonded® walls.

\*Drawings are for illustrative purpose only to highlight aspects of motor home construction. Actual motor home design depends on model and is subject to change.

**AN EXTERIOR AWNING** is standard and provides great protection from the weather, so you can enjoy your surroundings rain or shine.

**TUFF-PLY ROOF** is UV resistant, durable, easy to clean, and doesn't scratch like many competitors' fiberglass or aluminum roofs.

**THE REAR FUEL FILL** allows you to fill up no matter what side of the pump you're on.

**TUFF-COAT® EXTERIOR FIBERGLASS SIDEWALLS** are Vacu-bonded® into a strong composite structure, as opposed to competitors' thin fiberglass laminate.

**STORAGE COMPARTMENTS** are lighted and include single paddle latches, gas-lift strut supports, stainless-steel hinges and insulated aluminum doors.



Vehicle shown in Pacific Pearl.



**THE DRIVER'S AREA** features an AM/FM radio with CD player, easy to read gauges, convenient map storage and cup holders.



**THE UTILITY COMPARTMENT** provides a central place to empty your holding tanks and includes a water sprayer for quick clean up. For your convenience the compartment is lighted and all components are clearly marked.

**EZ STORE COMPARTMENTS** allow for storage of oversized or bulky items and conveniently move with the slide-out for easy access to your gear.



**THE REAR VISION CAMERA** (optional) provides a live feed to the driver's dash and one way audio to easily communicate while backing up.

**ONAN® 4.0 KW MICRO QUIET GENERATOR** runs very quietly compared to other generators (5.5 kW generator is shown above and is standard on the 33R & 34F).



**THE STYLISH REAR CAP** looks great, featuring a convenient roof ladder for easy roof access and a rear fuel fill, making it easy to fill your Storm no matter what side of the pump you are on.

# THREE INTERIORS TO SELECT FROM. THE CHOICE IS YOURS.

Choose from three stylish interior decor motifs with color coordinating exterior graphics.

## STORM EXTERIOR/INTERIOR COLOR CHOICES



### PACIFIC PEARL

Living/Dining Room



Sofa Bed



Dinette Cushions & Throw Pillow




Swivel Chair

Bedroom



Bedspread



Pillow Shams

### OLIVE FOG

Living/Dining Room



Sofa Bed




Dinette Cushions & Throw Pillow



Swivel Chair

Bedroom



Bedspread



Pillow Shams

### BRYCE CANYON

Living/Dining Room



Sofa Bed & Swivel Chair




Dinette Cushions & Throw Pillow

Bedroom



Bedspread



Pillow Shams

## INTERIOR WOOD FINISH



Windsor Birch

## What Drives You?

Maybe it's feeling like you're the only one on Earth. Perhaps it's the unique sense of closeness with the great outdoors. Or, it might be the joy that comes from spending quality time with family and friends. Whatever the reason, we know that you have a strong drive to experience everything that comes with spending time on the road. And for more than 50 years, we've shared that passion with you. Because we're RV enthusiasts ourselves, you can see our passion in the vehicles we design and build. Own a Fleetwood, and you'll feel like you're not just traveling, but embarking on an experience unlike any other. Set your own course for adventure and get out there and explore the world around you. Once you do, you'll see what it is that drives us — it's you.



**RV OWNERCARE\*** is a limited one-year/15,000-mile coach warranty and three-year/50,000-mile structural warranty, whichever occurs first, and it is fully transferable for the first 12 months. RV OWNERCARE is one of the RV industry's most comprehensive programs and includes systems, appliances, components and construction, with no deductible and no service charge. RV OWNERCARE coverage is provided from a company that will be around in the future to service your needs. See your nearest Fleetwood dealer for a full explanation of benefits and restrictions.

**FLEETWOOD TRAVELCADE CLUB** As a Fleetwood owner, you're eligible to become a member of our owners' group, Fleetwood Travelcade Club. It's a perfect way to meet other Fleetwood owners who love to travel across America and share in the RV lifestyle. Call (877) 577-2560 and join the fun! Or visit [www.fleetwood.com/clubs](http://www.fleetwood.com/clubs) to learn more.

**FLEETWOODRV.COM** To locate a dealer near you, visit our website or call 1-800-444-4905. We can also be contacted at Fleetwood Customer Relations, P.O. Box 7638, Riverside, CA 92513-7638.

**IMPORTANT—PLEASE READ** Product information, photography and illustrations included in this publication were as accurate as possible at the time of printing. For further product information and changes, please visit our website at [www.fleetwoodrv.com](http://www.fleetwoodrv.com) or contact your local Fleetwood dealer. Prices, materials, design and specifications are subject to change without notice. All weights, fuel, liquid capacities and dimensions are approximate. Fleetwood has designed its recreational vehicles to provide a variety of uses for customers. Each vehicle features optimal seating, sleeping, storage and fluid capacities. The user is responsible for selecting the proper combination of loads (i.e.: occupants, equipment, fluids, cargo, etc.) to ensure that the vehicle's capacities are not exceeded.

Your local Fleetwood dealer is:



[www.fleetwoodrv.com](http://www.fleetwoodrv.com)

\*For complete info see your Fleetwood dealer. ©2005. Fleetwood Enterprises, Inc.  
Printed in the USA. Inventory control number ST06B1 6/05.

