

ALUMA-LITE

HOLIDAY RAMBLER



TRAVEL TRAILERS



HOLIDAY RAMBLER

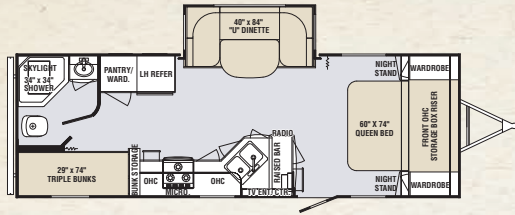
GET THE STORY

The Aluma-Lite Travel Trailer is built for family fun and easy towing! Constructed for the long haul, Aluma-Lite features a six-sided welded aluminum frame, high gloss gel coat exterior, molded fiberglass cap and dark tinted frameless windows. The residential-inspired interior offers dark cherry stained hardwood cabinetry, arched ceilings, private bathrooms, entertainment centers, and enormous galleys. Make the Aluma-Lite Travel Trailer your home away from home.

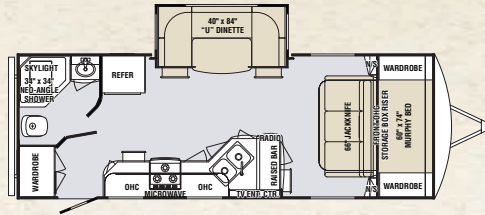


Note: Colors depicted are a reasonable representation though they may not be an exact match of the actual colors due to variances in processing and production.

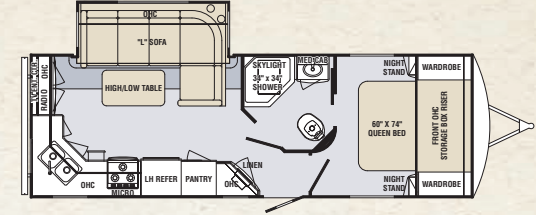
238BHS



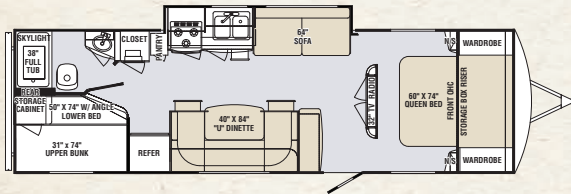
238MBS



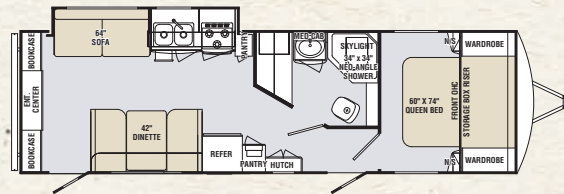
248RKS



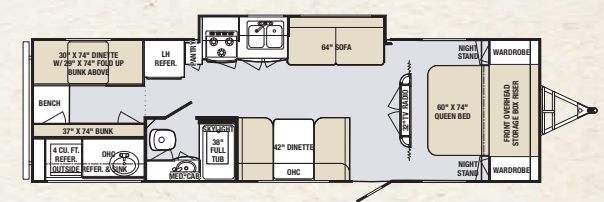
278BHS



288RES



298KBS



WEIGHTS*

	238BHS	238MBS	248RKS	278BHS	288RES	298KBS
Gross Vehicle Weight Rating (lbs.)	6,160	6,160	6,160	6,160	6,160	6,160
Base Hitch Weight (Approx.)	TBD	490	TBD	481	TBD	528
Base Axle(s) Weight (Approx.)	TBD	3,946	TBD	4,137	TBD	4,521
Net Carrying Capacity (NCC)	TBD	1,624	TBD	1,542	TBD	1,111
Tire Size (ST205/75R14C)	14"	14"	14"	14"	14"	14"
Tire Load Range	C	C	C	C	C	C

MEASUREMENTS

	238BHS	238MBS	248RKS	278BHS	288RES	298KBS
Overall Length	TBD	26' 6"	TBD	30' 11"	TBD	33' 2"
Overall Height (including A/C)	9' 9"	9' 9"	9' 9"	9' 9"	9' 9"	9' 9"
Interior Height	82 3/4"	82 3/4"	82 3/4"	82 3/4"	82 3/4"	82 3/4"
Interior Width	93 3/4"	93 3/4"	93 3/4"	93 3/4"	93 3/4"	93 3/4"
Exterior Width (w/o Awning)	8' 0"	8' 0"	8' 0"	8' 0"	8' 0"	8' 0"

TANK CAPACITIES**

	238BHS	238MBS	248RKS	278BHS	288RES	298KBS
Water Heater (gal.)	6	6	6	6	6	6
Grey Tank (gal.)	30	30	30	30	30	30
Black Tank (gal.)	30	30	30	30	30	30
Fresh Tank (gal.)	30	30	30	30	30	30
LP Tank (Two 30 Gal. Tanks)	S	S	S	S	S	S

* Weights may vary by options.

** Tank manufacturer's listed water capacity (WC). Actual filled LP capacity is 80% of listing due to safety shut off required on tank.

STANDARD FEATURES

CHASSIS FEATURES

- › I-Beam Frame - 6" Powder Coated
- › Dual Tandem Axles
- › 10" Electric Brakes
- › Leaf Spring Suspension
- › Frame Mounted Entry Steps
- › Manual Front Hitch Jack
- › 2-5/16" Ball Coupler

EXTERIOR FEATURES

- › Front Cap-Molded High Gloss Gel Coat (Dark Brown)
- › Rain Gutters w/Downspouts
- › Premium Vinyl Graphics
- › Ext. Utility Light
- › LED Clearance Lights
- › Porch Light
- › Hitch Light
- › Storage Compartment Light
- › Patio Side 120V Exterior Recept
- › Patio Side Cable TV Hook-up

CONSTRUCTION FEATURES

- › Arched Steel Roof Trusses
- › Laminated Floor, Sidewalls & Rear Wall
- › Electric Cable Slide-out System (Where Applicable)
- › Aluminum Tunnel Box & Bed Base

APPLIANCES AND ACCESSORIES FEATURES

- › Double Door 6 cu. ft. Refrigerator
- › Lighted Range Hood
- › 55AMP Converter w/Charger
- › 12V Roof Vent in Bathroom
- › 20M BTU Furnace

INTERIOR STANDARD FEATURES

- › Arched Interior Ceiling offering 83" of Head Room
- › Solid Hardwood Espresso Cherry Stained Cabinet Doors

- › Lumber Core Cabinet Stiles
- › Congoleum Linoleum
- › Wood Grain Panel Refrigerator Insert Doors
- › Booth Dinette (per Floorplan)
- › U-shaped Booth Dinette (per Floorplan)
- › Tub/Shower Surround
- › Systems Monitor Panel
- › Medicine Cabinet w/Mirror
- › Decorative Slide-out Fascia
- › Neo-Angle Glass Shower Door
(238MBS, 248RKS, 288RES Mandatory Option)

SAFETY FEATURES

- › Fire Extinguisher
- › Deadbolt Lock(s) on Entrance Door(s)
- › 120V GFI Protected Outlets (Kitchen, Bath, Exterior)
- › Breakaway Switch
- › Safety Chains
- › LP Gas Detector
- › Smoke Detector
- › Co Detector
- › Egress Window(s)

ALUMA-LITE CONVENIENCE PACKAGE

- › 14" Radial Tires
- › EZ-Lube Hubs
- › Stabilizer Jacks
- › Molded ABS Fender Skirts
- › Detachable 30 AMP Power Cord
- › Dual 30 lb. LP Bottles
- › LP Bottle Cover
- › LP "Quick Connect" Port
- › Utility Light
- › Oversized Dinette Window
- › Safety Glass Windows
- › X-Wide Luggage Doors (Front)
- › Radius Entry Door, w/Screen Door & Dead Bolt
- › Black Tank Flush
- › 6-Sided Aluminum Welded Framing
- › In-floor Ducted Heat

- › Interior Cabinetry - Lumber Core Stiles Pocket Drilled & Screwed
- › Ball Bearing Stainless Steel Drawer Glides
- › 7-Ply Cabinet Grade Drawer Boxes
- › Skylight in Bathroom

VALUE PACKAGE

- › Spare Tire w/Cover
- › Exterior Speakers
- › Rear Ladder
- › Enclosed Underbelly
- › 13.5M BTU A/C Ducted
- › Oven w/3-Burner Range
- › Microwave Oven
- › Night Shades
- › AM/FM/CD/DVD/iPod/MP3 Stereo
- › TV Antenna w/Cable Hook-ups
- › Stainless Steel Kitchen Sink
- › Pull-out Faucet w/Sprayer

HR LAMINATED SUPREME PACKAGE

- › Aluminum Wheels
- › Equa-Flex Suspension
- › Taupe Lamilux 4000-High Gloss Gel Coat Exterior
- › Frameless Windows Dark Tinted Windows
- › Radius Slam Latch Luggage Doors
- › Power Electric Awning
- › Keyless Entry Front Door
- › Outside Shower
- › LED Running Lights
- › 6 gal., G/E DSI 110 Water Heater
- › Stove Cover
- › Pillowtop Mattress
- › Porcelain Toilet
- › Phone Charging Station
- › Sink Cover

GENERAL OPTIONS

POPULAR OPTIONS

- › 32" LED TV *(N/A on 238MBS)*
- › 26" LED TV *(238MBS)*
- › A/C 15,000 BTU
- › Electric Tongue Jack
- › Canadian RV Certification
- › RVQ Grill w/Bumper Mount Grill Bracket
- › Fantastic Attic Fan (Bedroom)

DÉCOR OPTIONS

- › Moon Beam III
- › Mocha
- › Latte
- › Spice Tea

The actual overall length of the recreational vehicle may differ from that indicated in the brochure due to variances in the manufacturing process and/or installed components. The actual length may be greater or less than that indicated. Due to the large variety of options and floorplan arrangements available to our customers, actual weights for each unit can differ significantly. Holiday Rambler provides a weight sticker on each unit we produce which includes that unit's tank capacities and approximate weight. Consult your local Holiday Rambler dealer for unit availability and further information. The information printed in this brochure reflects product design, fabrication, and component parts at the date of printing. The manufacturer reserves the right, at any time, to make changes in product design or material or component specifications as its sole option, without notice. This includes the substitution of components of a different brand or trade name which will result in comparable performance. All information printed in this brochure is subject to change after the date of printing. Some features shown or mentioned in this brochure are optional and may only be available in selected floorplans. Photographs may show props or decorations that are not standard equipment. Holiday Rambler, the Holiday Rambler logo and its design, are registered trademarks. Other products and company names are trademarks and/or registered trademarks of their respective holders. While the interior fabrics depicted in this sales brochure are fair and reasonable depictions, the colors depicted may not be an exact match of the actual colors because of the variances in photo-processing and printing. Due to product improvements, changes during the model year and/or transcription errors that may occur, information represented within this brochure may not be accurate at the time of your purchase. If certain information is significant to your purchasing decision, please confirm the information with your dealer. Component part and appliance manufacturers issue limited warranties covering portions of the recreational vehicle not covered under the Limited Warranties issued by Holiday Rambler. To learn specific details regarding warranty coverage, please contact your selling dealership or review the warranty packet inside the recreational vehicle.

For more information on standards and options, please go to www.holidayrambler.com
606 Nelson's Parkway, Wakarusa IN 46573 • 877 252 4666

