



HOLIDAY RAMBLER®

*This is Living®*



*Trip®*



# THE FAMILY VACATION, REINVENTED.

Designed for today's RV needs, the all-new game-changing Trip confidently leads a new generation of Holiday Rambler RVs poised to reshape an entire industry. Built from the ground up on the Roadmaster™ chassis and powered by a MaxxForce® 7 diesel engine, the vertically-integrated Trip brings together Holiday Rambler's motorized RV legacy and Navistar's cutting-edge truck industry technology, resulting in a sleek mid-sized front-engine coach with a low center of gravity, air bag suspension and wind-tunnel-tested aerodynamics. There's also a very distinctive and stylish grille design to help Holiday Rambler-spotters identify the Trip from across the campground. Available in 32 and 35-foot floorplans, the Trip is packed with must-have amenities, including custom-designed UltraLeather furniture, Corian® countertops, ceramic tile floors throughout, and unique hardwood cabinet styling. Maximum utilization of interior space that's easy on the eyes, comfortable to ride in and easy to maintain. The all-new Trip by Holiday Rambler: A truly ground-breaking RV. (Pictured: 32PBS/Gibraltar/Vintage Maple Mandarin)







*Trip*  
2011



INTERIOR



## CHANGING THE WAY YOU THINK ABOUT RVING

More like a car than an RV, the cockpit dash (left) is the most ergonomically designed in class history. Vision angles are greatly improved. The optional GPS unit is removeable, to help you find your way, even when you're not on board. Mirrors are easy to see and things like switches, cup holders and iPod™ docking stations are all within easy reach. In the

kitchen, style and practicality rule the day. Get the most from your dining experience with ceramic tile flooring, hardwood cabinet styling, Corian countertops with decorative backsplashes, large stainless steel double door refrigerator and convection microwave, and UltraLeather U-shaped dinette. (Pictured: 32PBS/ Gibraltar/Vintage Maple Mandarin)





*Trip*  
2011

INTERIOR



## AT THE END OF THE DAY, IT'S ALL ABOUT COMFORT

The Trip's luxurious bedroom (right) features a queen bed with decorative headboard and beautiful overhead hardwood cabinets, solid surface nightstands, plush carpet, pleated day/night blackout shades, and an optional 19-inch LCD television. Both floorplans

highlight bathroom vanities that feature Corian countertops with decorative backsplashes, along with stylish hardwood cabinetry, a medicine cabinet with flat-panel door (32PBS only), ceramic tile flooring, and plenty of storage for the whole family. *(Pictured: 32PBS/ Gibraltar/Vintage Maple Mandarin)*






### ROOF CONSTRUCTION

- (top to bottom)
- One-piece peaked fiberglass roof
  - Luaun backing
  - Thick, tapered bead foam insulation
  - Aluminum double I-beam superstructure filled with fiberglass insulation
  - Vapor barrier
  - Structure foam: thermal insulative barrier
  - 1/2" bead foam insulation
  - Foam padding for extra insulation
  - Padded vinyl ceiling




### SIDEWALL CONSTRUCTION

- (left to right)
- Décor board
  - Square tubular aluminum frame
  - High performance thermal insulation
  - Gel coat fiberglass composite sidewall



### FLOOR CONSTRUCTION

- (top to bottom)
- Structurwood™
  - Square tubular aluminum frame
  - High-performance thermal insulation foam
  - Luaun
  - 3-ply backer



### VERTICALLY-INTEGRATED FROM THE GROUND UP

The 2011 Trip is the first Holiday Rambler motorcoach jointly developed by Holiday Rambler and Navistar. Built from the ground up on the Roadmaster™ chassis, the Trip boasts a gross vehicle weight rating of 29,000 pounds and a 260 horsepower MaxxForce® 7 engine. With an air-leveling system, airbrakes, and four deluxe air bags forming the foundation of its suspension system, the Trip's ride is exceptionally smooth and comfortable.



#### STORE MORE

Designed with all your family's equipment in mind, the Trip offers a whopping 161 cubic feet of easy-access, outside and rear, pass-through storage.

#### AWESOME AWNING

Side-mount patio awning on one side of the Trip, providing shade from the sun, protection from the rain and less wind noise while traveling down the road.

#### FAB FUEL EFFICIENCY

From the rounded front cap that rolls back to the tapered rear end, the Trip has been wind tunnel tested to create the most aerodynamic design possible. The result? One of the most fuel-efficient RVs on the road today.



MaxxForce 7 turbodiesel engine



#### ONE COMPANY, ONE VISION

Since teaming up with Navistar, Holiday Rambler has adopted their vertical integration technique. This means bodies, engines and chassis of Holiday Rambler RVs are all built by the same company in our state-of-the-art facilities, giving customers a one-stop shop for services and support.

#### NO HASSLES MEANS MORE ENJOYMENT

The advantages of driving Holiday Rambler RVs with MaxxForce Advanced EGR are clear: No DEF or added cost. No added gauges, warning lights, equipment or weight. No added maintenance or chances for malfunction. In short, no hassles.

#### MAXXFORCE 7

For more about MaxxForce engines, visit [maxxforce.com](http://maxxforce.com)

Configuration	V-8
Displacement	6.4L (389 cu. in.)
Power Output	260 hp
Peak Torque	660 lb.-ft.
Warranty	5 yrs/100,000 mi, whichever comes first

### WARRANTIES

- 12 month/24,000 mile basic limited warranty
- 5 year/50,000 mile limited warranty on aluminum or steel frame structure
- 3 year/50,000 mile limited warranty on Roadmaster Chassis

(\*Review your coach's limited warranty in full for complete terms and conditions.)



#### AROUND-THE-CLOCK SERVICE AND SUPPORT

When you take delivery of your new recreational vehicle, it's just the beginning of our exclusive around-the-clock Owner Advantage Program. We offer an extensive support program that provides complete roadside assistance and special motor club benefits that follow you wherever your travels take you. We've teamed up with the largest RV emergency road service company in the country to give you immediate access to fast, dependable service when and where you need it. Add our toll-free service appointment assistance, plus a technical assistance hotline, and you have the security of full-time support at your fingertips.

For details, call toll-free (877) 211-8135





GIBRALTAR



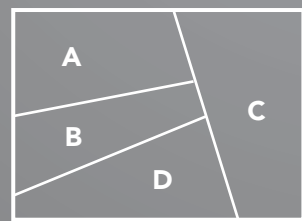
## MAKE IT ALL YOUR OWN

Choosing the Trip was easy. Now, it's time to make it all your own. There are two stylish interior décor options and exterior color themes, not to mention a pair of creative 32 and 35 foot floorplans from which to choose, including single and double-slide designs. Together with the Trip's unique hardwood cabinet styling, you've got an interior that's the ultimate in both form and function.



Hardwood cabinetry:  
Vintage Maple Mandarin  
(Standard)

- A. BEDSPREAD
- B. SOFA
- C. ACCENT
- D. CARPET

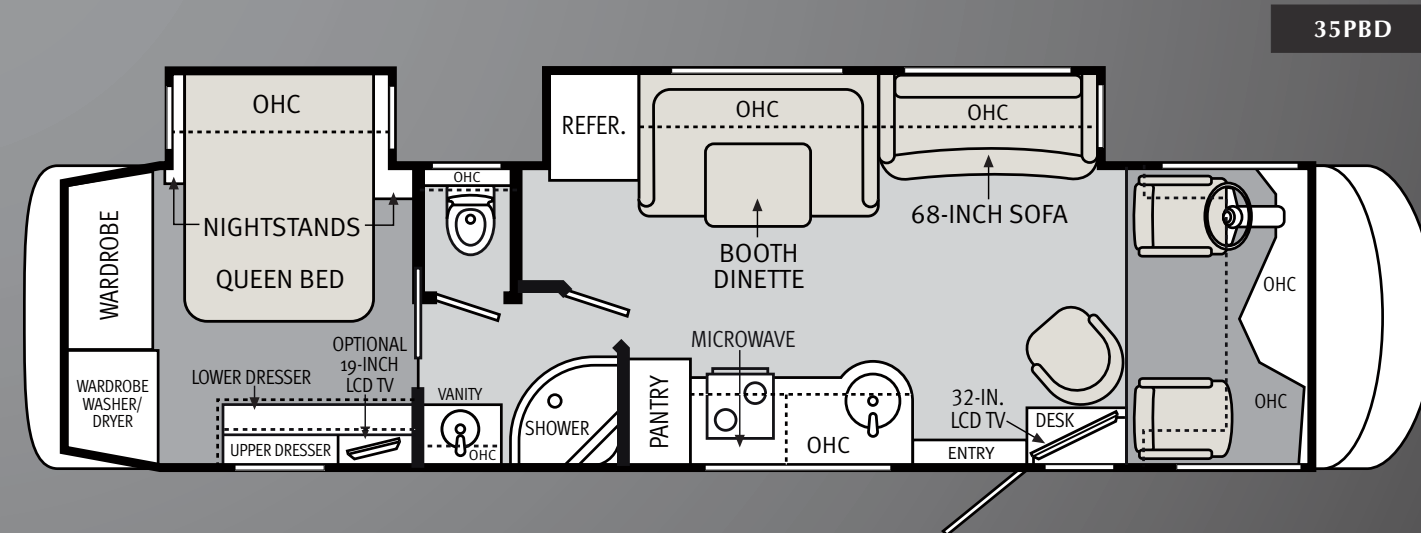
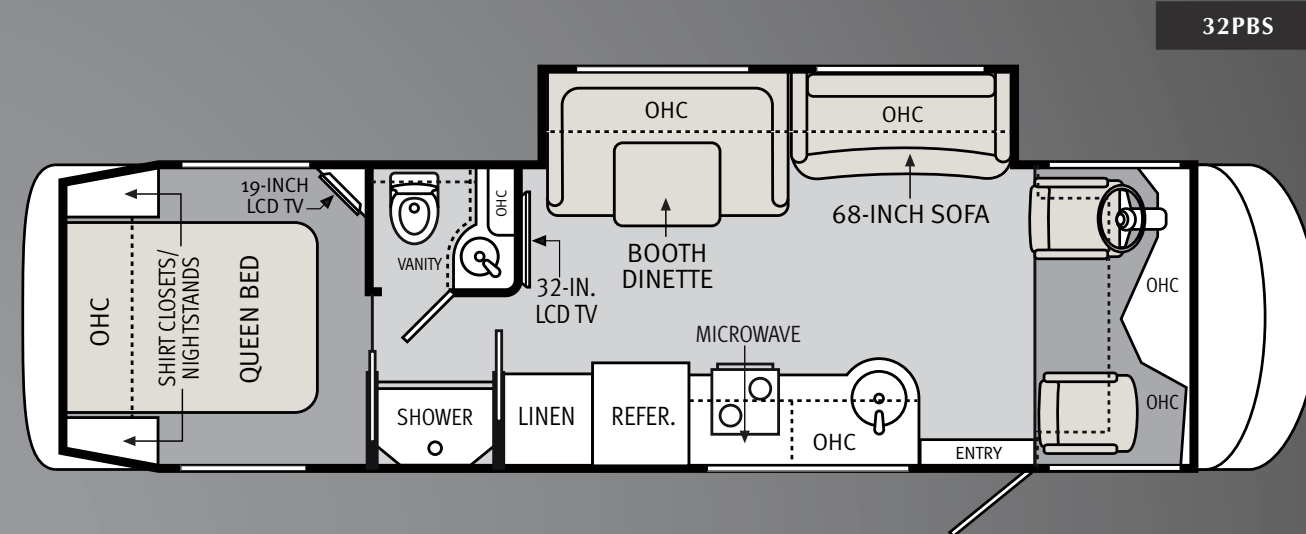


Note: Colors depicted are a reasonable representation though they may not be an exact match of the actual colors due to variances in processing and production. See your dealer for actual fabric and paint chip samples.

PIANO BAR



Carpet ☐ Tile ☐



Visit [holidayrambler.com](http://holidayrambler.com) for the latest in standards and options, specifications, and technical data.

		32PBS		35PBD	
WEIGHTS	Gross Vehicle Weight Rating (Lbs.)	29,000		29,000	
	Gross Combined Weight Rating <sup>1</sup> (Lbs.)	33,000		33,000	
	Front Gross Axle Weight Rating (Lbs.)	11,000		11,000	
	Rear Gross Axle Weight Rating (Lbs.)	18,000		18,000	
MEASUREMENTS	Wheelbase	220"		265.5"	
	Overall Length	33' 9"		36' 9"	
	Overall Height with AC	11' 7"		11' 7"	
	Exterior Width	96"		96"	
	Interior Height	80"		80"	
TANK CAPACITIES <sup>2</sup>	Water Heater (Gal.)	6		6	
	Grey Tank (Gal.)	61		61	
	Black Tank (Gal.)	46		46	
	Fresh Tank (Gal.)	50		50	
	Fuel Tank (Gal.)	51		51	
	LP Tank <sup>3</sup> (Gal.)	16.2		16.2	

<sup>1</sup>Towing capacity is limited by GCWR; your vehicle's towing capacity is the difference between the GCWR and the actual vehicle weight, including all water, fuel, passengers and cargo. Your towed vehicle should be equipped with auxiliary brakes if the weight of the towed vehicle exceeds 1,000 lbs. Consult your owner's manual for further towing information.

<sup>2</sup>All tank capacities are estimated based upon calculations provided by the tank manufacturers and represent approximate capacities. The actual "usable capacity" may be greater or less than the estimated capacities based upon fabrication and installation of the tanks.

<sup>3</sup>Actual filled LP capacity is 80% of listing due to safety shut-off required on tank.

The actual overall length of the recreational vehicle may differ from that indicated in the brochure due to variances in the manufacturing process and/or installed components. The actual length may be greater or less than that indicated. Due to the large variety of options and floorplan arrangements available to our customers, actual weights for each unit can differ significantly. Holiday Rambler provides a weight sticker on each unit we produce which includes that unit's tank capacities and approximate weight. Consult your local Holiday Rambler dealer for unit availability and further information. The information printed in this brochure reflects product design, fabrication, and component parts at the date of printing. The manufacturer reserves the right, at any time, to make changes in product design or material or component specifications

as its sole option, without notice. This includes the substitution of components of a different brand or trade name which will result in comparable performance. All information printed in this brochure is subject to change after the date of printing. Some features shown or mentioned in this brochure are optional and may only be available in selected floorplans. Photographs may depict a floorplan option that has been discontinued or is no longer available at the time of your purchase. Photographs may show props or decorations that are not standard equipment. Holiday Rambler, the Holiday Rambler logo and its design, are registered trademarks. Other products and company names are trademarks and/or registered trademarks of their respective holders. While the color of the motorhome's exterior and the interior fabrics depicted in this sales brochure are

fair and reasonable depictions, the colors depicted may not be an exact match of the actual colors because of the variances in photo-processing and printing. Due to product improvements, changes during the model year and/or transcription errors that may occur, information represented within this brochure may not be accurate at the time of your purchase. If certain information is significant to your purchasing decision, please confirm the information with your dealer. Component part and appliance manufacturers issue limited warranties covering portions of the recreational vehicle not covered under the Limited Warranties issued by Monaco RV, LLC. To learn specific details regarding warranty coverage, please contact your selling dealership or review the warranty packet inside the recreational vehicle.

Standards Options

BODY CONSTRUCTION	<ul style="list-style-type: none"><li>› One Piece Windshield</li><li>› Fiberglass Exterior Caps</li><li>› Interior Ceiling Height: 80" in Living Area; 75" in Bath</li><li>› Chrome Heated Two-Panel Exterior Mirrors</li><li>› Laminated Sidewall Construction</li><li>› Smooth Gel Coat Fiberglass Exterior Walls</li></ul>	<ul style="list-style-type: none"><li>› Aluminum Side-Hinged Baggage Doors with Recessed Body Line</li><li>› Chassis Battery Storage Under Interior Entry Step</li><li>› House Battery Storage by Entry Door with Remote Battery Fill</li><li>› Mega Storage Compartment in Rear Bay (N/A: 35PBD)</li></ul>	<ul style="list-style-type: none"><li>› Shore Cord Holder Located in Rear Storage Area</li><li>› Undercoating</li></ul>
	<ul style="list-style-type: none"><li>› 3M Film Front Mask</li></ul>	<ul style="list-style-type: none"><li>› Transport Canada (Requires RVIA)</li></ul>	
CHASSIS / ENGINE	<ul style="list-style-type: none"><li>› MaxxForce® 7 EPA10 6.4L V-8 Engine with Allison® 2500 MH Transmission</li><li>› 260 HP @ 2,600 RPM; Torque: 660 lbs./ft. Max at 1,600 RPM</li><li>› Anti-Lock Braking System with Full Air Brake</li></ul>	<ul style="list-style-type: none"><li>› Rear Axle Ratio: 4.78:1</li><li>› Front Radiator</li><li>› Chassis Batteries</li><li>› Chrome Engine Exhaust Tip</li><li>› 160 Amp Alternator</li><li>› Remote Transmission Fill</li><li>› Single Fuel Fill</li></ul>	<ul style="list-style-type: none"><li>› Tires: 255/70R/22.5</li><li>› Stainless Steel Wheel Simulators</li><li>› Pre-Wire for Supplemental Braking System</li><li>› Power Steering</li><li>› 7,000-lb. Hitch Rating</li><li>› Air Leveling System</li></ul>
	<ul style="list-style-type: none"><li>› Polished Aluminum Wheels</li></ul>		
COCKPIT	<ul style="list-style-type: none"><li>› LCD Touch Screen In-Dash AM/FM/CD Stereo Radio with Sirius-Ready Compatibility with Camera Monitor and iPod® Control</li><li>› Two-Toned Fiberglass Automotive Dash with Gauges and Instrumentation Panel</li><li>› In-Dash Driver's Message Center</li><li>› Electric Windshield Solar Screens with Manual Blackout Shades</li></ul>	<ul style="list-style-type: none"><li>› Manual Pilot and Co-Pilot Solar Screens with Blackout Shades</li><li>› Dash Heating and Air Conditioner System with Defroster</li><li>› Black Interior Grab Handle</li><li>› Lighted Exterior Grab Handle</li><li>› Leather Steering Wheel w/ Horn Pad, Logo and Controls for Wipers, ICC, Radio and Cruise Control</li><li>› Intermittent Windshield Wipers</li></ul>	<ul style="list-style-type: none"><li>› Map Lights in Ceiling over Driver and Passenger Seats</li><li>› Pilot, Co-Pilot Carpet Floor Mats</li><li>› Rear Vision System with LCD Screen (Color Cameras on Exterior Mirrors)</li><li>› Dual Tone Electric Horn</li><li>› UltraLeather™ Six-Way Power Pilot and Co-Pilot Seats (Co-Pilot Seat with Powered Footrest)</li></ul>
	<ul style="list-style-type: none"><li>› Sirius Satellite Radio Tuner w/ Antenna</li></ul>	<ul style="list-style-type: none"><li>› GPS Navigation System w/ Dock Station</li></ul>	
APPLIANCES / ACCESSORIES	<ul style="list-style-type: none"><li>› Stainless Steel 8 Cubic-Foot Large Double-Door Refrigerator with Ice</li><li>› High-Output Two Sealed Burner Cooktop without Oven</li><li>› Stainless Steel Spacesaver Convection Microwave</li></ul>	<ul style="list-style-type: none"><li>› 32" LCD TV in Living Area</li><li>› Curbside: Exterior Patio Hookups for Cable and 120V Outlet with Hatch Door to Exterior</li><li>› UHF/VHF TV Antenna</li><li>› Cable TV Hookup</li></ul>	<ul style="list-style-type: none"><li>› Single Digital Satellite System Prep</li><li>› Curbside: Exterior Gas Line Hookup Prep for LP Accessories</li></ul>
	<ul style="list-style-type: none"><li>› 19" LCD TV with Remote in Bedroom</li><li>› Home Theater System</li><li>› R6 In-Motion Satellite Stationary Dish Star (N/A in Canada)</li></ul>	<ul style="list-style-type: none"><li>› Multi-Satellite HD KU/KA Dish (N/A in Canada)</li><li>› Winegard Stationary Dish-Star (Canada Only)</li></ul>	



Standards ☐ Options ☐

INTERIOR	<ul style="list-style-type: none"><li>› Hardwood Cabinetry: Vintage Maple Mandarin</li><li>› Radiused Hardwood Cabinet Doors</li><li>› Satin Nickel Cabinet Door Pulls</li><li>› Ball Bearing Drawer Guides in Kitchen</li><li>› Wood Cabinet Drawer Boxes</li><li>› Polished Corian® Countertops in Kitchen and Vanity</li><li>› Decorative Galley and Bath Backsplashes</li><li>› Soffit Lights Throughout</li><li>› Toe Kicks on Kitchen and Bath Base Cabinets</li></ul>	<ul style="list-style-type: none"><li>› Decorative Slide-Out Fascia</li><li>› Laminate Flooring Throughout Except in Bedroom and Flush Slide-Out Rooms</li><li>› Carpeting in Cockpit, Bedroom and Slide-Outs</li><li>› Decorative Headboard</li><li>› Bedspread with Two Pillow Shams and One Decorative Pillow</li><li>› Medicine Cabinet with Flat Panel Door (Extended Shelf from Bottom of Vanity to Wall with Glass Shelf) (N/A: 35PBD)</li></ul>	<ul style="list-style-type: none"><li>› Medicine Cabinet with Flat Panel Mirror Door (N/A: 32PBS)</li><li>› Decorative Window Treatments</li><li>› Two Decorative Sofa Pillows in Living Area</li><li>› Blackout Day/Night Pleated Shades in Living Area and Bedroom</li><li>› Mini-Blinds in Kitchen and Bath</li></ul>
	<ul style="list-style-type: none"><li>› Décors: Gibraltar, Piano Bar</li></ul>	<ul style="list-style-type: none"><li>› Manual Solar Screens with Blackout Shades in Living Area and Bedroom</li></ul>	
FURNITURE	<ul style="list-style-type: none"><li>› Queen Bed with Overhead Cabinet and Nightstands</li></ul>	<ul style="list-style-type: none"><li>› UltraLeather/Fabric U-Shaped Dinette</li><li>› UltraLeather Jackknife Sofa</li></ul>	
	<ul style="list-style-type: none"><li>› UltraLeather Hide-A-Bed Sofa with Air Mattress</li></ul>	<ul style="list-style-type: none"><li>› UltraLeather Booth Ensemble (N/A: 32PBS)</li></ul>	
ELECTRICAL / LIGHTS	<ul style="list-style-type: none"><li>› 50 Amp 120V Distribution Panel and Power Cord</li><li>› Power Control System</li><li>› 1,200 Watt Inverter with Two House Batteries</li><li>› Onan® 6.0 kW Quiet Diesel Generator</li><li>› Battery Disconnect Switch at Entry</li><li>› 12V and 120V Outlet in Cockpit Area</li></ul>	<ul style="list-style-type: none"><li>› Exterior Storage Lights in Mega Storage Area</li><li>› Porch Light</li><li>› Exterior Power Entry Step with Light</li><li>› Water Pump Switches at Galley and Service Panel</li><li>› Lights in Outside Storage Compartments with Switch at Entry</li><li>› Under-Hood Utility Light</li><li>› 120V GFI Protected Outlets</li></ul>	<ul style="list-style-type: none"><li>› Monitor Panel with Tank Levels, Generator Switch, Hour Meter and Water Pump Switch</li><li>› Soffit Lighting Throughout</li><li>› Decorative Lighting</li></ul>

PLUMBING / LP SYSTEMS	<ul style="list-style-type: none"><li>› Single Handle Bathroom Faucet</li><li>› Single Lever Pull-Down Kitchen Faucet with Sprayer</li><li>› Stainless Steel Kitchen and Bath Sinks</li><li>› Demand Water System and Water Pump</li><li>› Six Gallon LP Gas/Electric Water Heater with Electronic Ignition</li><li>› Central Water Filtration System</li></ul>	<ul style="list-style-type: none"><li>› Winterization Valving System</li><li>› Water Heater Bypass Valving</li><li>› One-Piece Rectangle Shower (32PBS)</li><li>› One-Piece Round Shower (N/A: 32PBS)</li><li>› China Toilet with Sprayer</li><li>› Holding Tank Rinsing System</li><li>› Insulated Systems Compartment with Easy Access to Hookup</li></ul>	<ul style="list-style-type: none"><li>› Shower Inside Wet Bay with Hot/Cold Water (Shower Head with Shut-Off)</li><li>› Gravity and Pressurized Water Fill</li><li>› Sewer Hose Assembly with Sewer Hose Storage</li><li>› Shower Faucet Brushed Nickel</li></ul>
	<ul style="list-style-type: none"><li>› 10 Gallon LP Gas/Electric Water Heater with Electronic Ignition</li></ul>		
HEATING / VENTS / AC	<ul style="list-style-type: none"><li>› Single 13.5M BTU Air Conditioner (N/A: 35PBD)</li><li>› Black AC Shrouds</li><li>› 30K Electronic Ignition Furnace</li></ul>	<ul style="list-style-type: none"><li>› Power Attic Fan in Kitchen with Wall Control for Auto Dome/Fan Power</li><li>› Two Power Attic Fans in Bathroom with Wall Control for Auto Dome and Fan Power (One Fan in Private Bath, One in Shower Area)</li></ul>	<ul style="list-style-type: none"><li>› Tank Heater Pads in Wet Bay</li><li>› Electronic Dash AC/Heat Climate Control System</li><li>› Satin Nickel Metal Floor Registers</li></ul>
	<ul style="list-style-type: none"><li>› Dual 13.5M BTU Air Conditioners with Heat Pumps</li></ul>	<ul style="list-style-type: none"><li>› Single 13.5M BTU Air Conditioner in Bedroom (N/A: 35PBD)</li></ul>	
WINDOWS / AWNINGS	<ul style="list-style-type: none"><li>› Radius Dual-Pane Safety Glass with Dark Tinted Windows</li><li>› Large Kitchen Window</li><li>› Private Bath Window</li><li>› Tinted Skylight in Bathroom with Protecta Glaze</li></ul>	<ul style="list-style-type: none"><li>› Side-Mount Patio Awning</li></ul>	
SAFETY	<ul style="list-style-type: none"><li>› Fire Extinguisher</li><li>› Deadbolt Lock on Entrance Door</li><li>› GFI Protected Circuit (Exterior)</li><li>› LP Gas Detector</li></ul>	<ul style="list-style-type: none"><li>› Smoke Detector</li><li>› Carbon Monoxide Detector</li><li>› Driver and Passenger Three-Point Integrated Seat Belts</li></ul>	

## BUY LOCALLY. ENJOY EVERYWHERE.

Holiday Rambler strongly encourages its retail customers to purchase from their local dealerships whenever possible. Buying a new Holiday Rambler RV locally allows a customer to establish a relationship with a dealer close to home and provides convenient service and support from product-trained technicians. On our end, Holiday Rambler will continue to provide our dealer partners and customers with the finest RVs in the industry.

## ALL ROADS LEAD TO HOLIDAYRAMBLER.COM

Wherever the road takes you, you're never more than a click away from your friends at Holiday Rambler. Just go to **holidayrambler.com** for all the latest product news, club dates and destinations, a dealer locator function, and factory tour information. You can also e-mail us directly through the site at any time.





TRIP®  
2011



HOLIDAY RAMBLER®

*This is Living®*

91320 Coburg Industrial Way, Coburg, OR 97408 | [holidayrambler.com](http://holidayrambler.com) | 800 245 4778

**NAVISTAR**

STRONGER THAN EVER.

When you buy a new Holiday Rambler, you get all the great things you expect: state-of-the-art products, innovative floorplans and first-class customer service. You also get the confidence that comes with being part of a 175-year-old parent company like Navistar, a world leader in transportation. To learn more about Navistar and its affiliates, visit [navistar.com](http://navistar.com).

MAR/2011