

# VACATIONER SE

HOLIDAY RAMBLER • 2014



CLASS A GASOLINE



HOLIDAY RAMBLER

## KEY FEATURES

### RIDE AND DRIVE

- › 362 horsepower, 457 lbs/ft torque Ford Triton V10 engine.
- › Smart-Structure truss system for added chassis strength and durability with optional automatic hydraulic leveling system.
- › Ergonomically designed cockpit for unmatched visibility and reach.
- › Back-up camera or 2 side cameras option available.

### INTERIOR

- › Upgraded leatherette cockpit seats and Comfort Fit™ sofas.
- › New traditional décor - expanded color palette.
- › LCD TV standard in the living area. Bedroom TV and Surround Sound System with DVD optional.
- › Most interior room in its class. 84" high Soft Touch padded vinyl ceiling. Slide out fascia with wood inserts.

- › Raised panel hardwood cabinets with hidden hinges, 3-burner cooktop, refrigerator with wood insert panels, 30" space saver convection microwave.
- › Stainless steel undermount sink. Decorative glass backsplash.
- › Washer/dryer or stackable washer/dryer option available on select floorplans.
- › Full bath with residential style glass-enclosed shower.
- › Queen bed with decorative fabric headboard and spacious wardrobe. Hallway bunk available in select floorplans.
- › Single 13.5M BTU AC with ducted air. 15MBTU or Dual 13.5M BTU AC options available.

### EXTERIOR

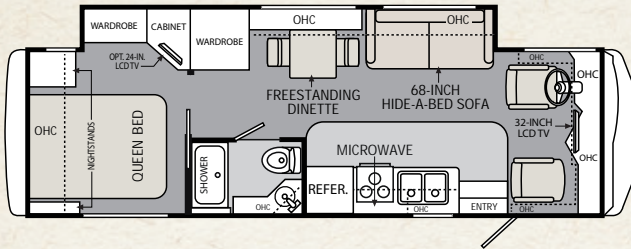
- › Service/utility compartment with hot and cold exterior shower in select floorplans.
- › Side swing aluminum storage doors with seamless rotocast pass through storage.
- › Exterior mega storage under bed in select floor plans.
- › Fiberglass front and rear caps, LED taillights. Optional full body 4-color paint.
- › Radius flush mount charcoal tinted windows.
- › Optional exterior entertainment center.

Note: Colors depicted are a reasonable representation though they may not be an exact match of the actual colors due to variances in processing and production.



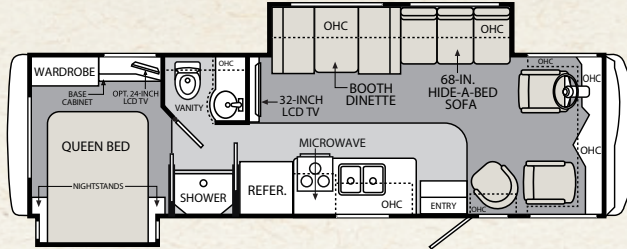
30SFS

B



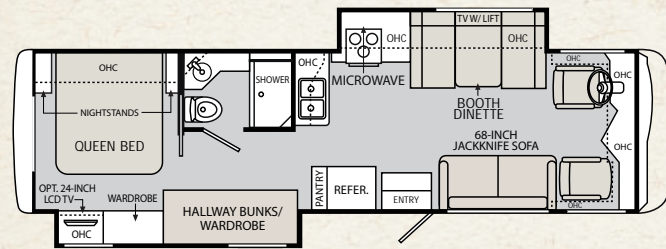
32WBD

B D



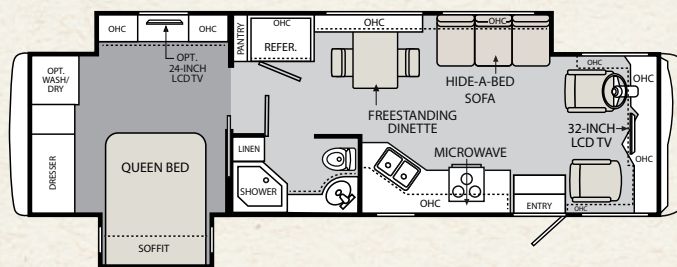
32SBD

A C



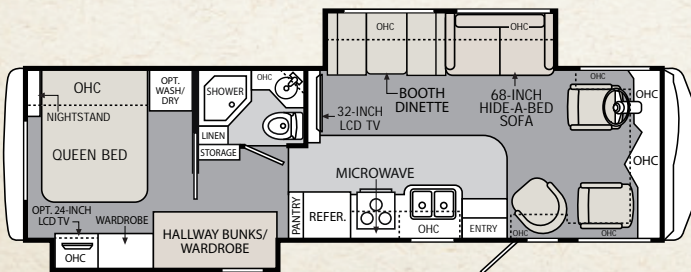
33SFD

B



34SBD

A B D



## FURNITURE OPTIONS



HALLWAY  
BOOTH DINETTE  
W/UPPER BUNK

A



DREAM  
DINETTE

B



TWO EURO  
RECLINERS

C



ONE EURO  
RECLINER

D

## CITYSCAPE



## URBAN NATURE



HILLSIDE  
CHERRY



FULTON  
CHERRY

Due to continuous product improvements, please visit us online at [HolidayRambler.com](http://HolidayRambler.com) for the latest in standards, options, specifications and technical data.



STANDARD PAINT WITH TAPE GRAPHICS



BLACK BEIGE BROWN



BLACK BROWN BURGUNDY



BEIGE BRONZE BLACK

WEIGHTS* (LBS.)	30SFS	32WBD	32SBD	33SFD	34SBD
Weights (Ford Chassis)					
Gross Vehicle Weight Rating	18,000	18,000	18,000	20,500	20,500
Gross Combined Weight Rating	23,000	23,000	23,000	26,000	26,000
Front Gross Axle Weight Rating	7,000	7,000	7,000	7,500	7,500
Rear Gross Axle Weight Rating	12,000	12,000	12,000	13,500	13,500
<b>MEASUREMENTS</b>					
Wheelbase	190"	208"	208"	208"	228"
Overall Length without Ladder	30'-11"	33'-5"	33'-5"	35'-2"	35'-5"
Overall Height with A/C	12'-3"	12'-3"	12'-3"	12'-9"	12'-9"
Interior Height	84"	84"	84"	84"	84"
Interior Width	96"	96"	96"	96"	96"
Exterior Width	100.5"	100.5"	100.5"	100.5"	100.5"
<b>TANK CAPACITIES** (GAL.)</b>					
Water Heater	6	6	6	6	6
Grey Tank	40	40	40	40	40
Black Tank	40	40	40	40	40
Fresh Tank	60	60	60	60	60
LP Tank*** (lbs. / gal.)	68 / 16	68 / 16	68 / 16	68 / 16	68 / 16
Fuel Tank	80	80	80	80	80

\*Towing capacity is limited by GCWR; your vehicle's towing capacity is the difference between the GCWR and the actual vehicle weight, including all water, fuel, passengers and cargo. Your towed vehicle should be equipped with auxiliary brakes if the weight of the towed vehicle exceeds 1,000 lbs. Consult your owner's manual for further towing information.

\*\*All tank capacities are estimated based upon calculations provided by the tank manufacturers and represent approximate capacities. The actual "usable capacity" may be greater or less than the estimated capacities based upon fabrication and installation of the tanks.

\*\*\*Actual filled LP capacity is 80% of listing due to safety shut-off required on tank.

## MORE TO STORE.

Vacationer features a large, pass-through storage bay with side-hinged baggage doors.



## AROUND THE CLOCK SERVICE AND SUPPORT.

When you take delivery of your new recreational vehicle, it's just the beginning of our exclusive around-the clock Owner Advantage Program™.

We offer an extensive support program that provides complete roadside assistance and special motor club benefits that follow you wherever your travels take you. We've teamed up with the most trusted RV emergency road service company in the country to give you immediate access to fast, dependable service when and where you need it.

Add our toll-free service appointment assistance, plus a technical assistance hotline, and you have the security of 24-hour, full-time support at your fingertips.

## WARRANTY INFORMATION:

Enjoy your next RV adventure with the peace of mind that comes with a 12 month/24,000 mile basic limited warranty; a 5 year/50,000 mile limited warranty on aluminum or steel frame structure; and a 3 year/50,000 mile limited warranty on the Chassis. Review your coach's limited warranty in full for complete terms and conditions.

## SERVICE AND SUPPORT:

24/7 service and support – Toll-free 877-211-8135