

STONE RIDGE



Extended Stay Fifth Wheels & Toy Haulers



39BH
Tea Leaf Décor

KZ's luxury line, the Stone and functionality. This makes a snack or playing games and double set of bunks, t



39BH Kitchen peninsula offers extra countertop and storage space.



39BH Kids will love the double set of bunks.



Ridge, has always brought unmatched craftsmanship in living space is perfect for watching a movie, making with family and friends. In addition to the queen bed the hide-a-bed sofa is great for overnight guests.





Standard Exterior



Optional Exteriors



Optional Black Cherry Partial Paint Package



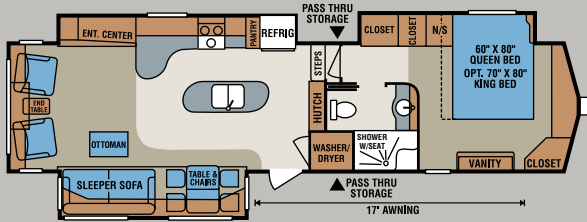
Optional Mocha Partial Paint Package



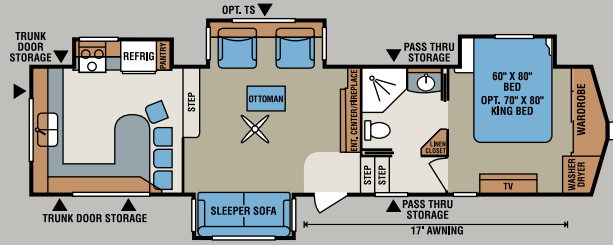
Optional Black Cherry Full Paint Package



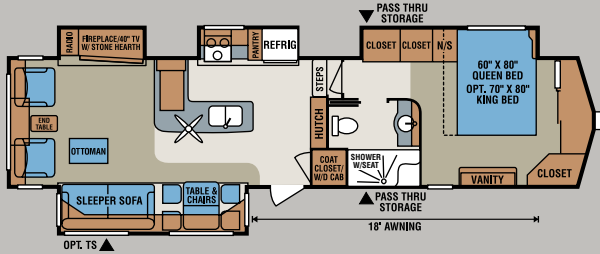
Optional Mocha Full Paint Package



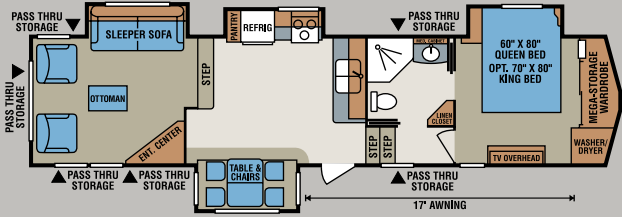
36IK



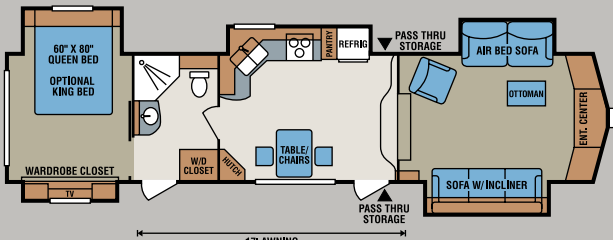
36RK



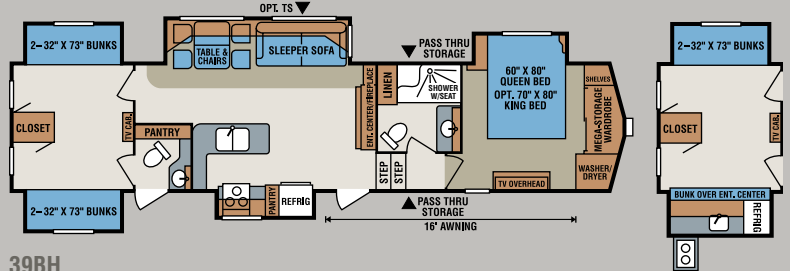
36RLB



36UL

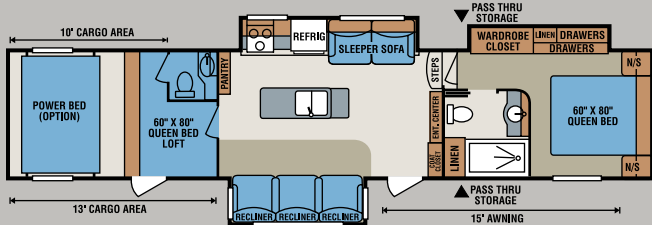


38FL

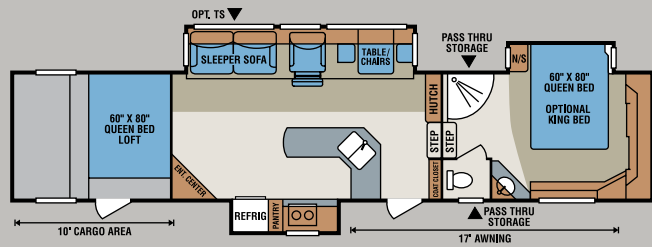


39BH

39BH Optional
Outside Kitchen



40RSS



41CKS

OPT. TS = Optional Theatre Seating Placement

Toy Haulers

Fifth Wheels	36IK	36RK	36RLB	36UL	38FL	39BH	40RSS	41CKS
UVW (Unloaded Vehicle Weight)*	11,725	12,420	11,730	11,940	11,890	12,920	13,720	13,820
Dry Hitch Weight*	2,645	2,290	2,280	2,440	2,210	2,290	3,040	2,930
Dry Axle Weight*	9,120	10,130	9,450	9,500	9,680	10,630	10,680	10,890
NCC (Net Carrying Capacity)	3,275	2,980	2,770	3,060	3,110	2,580	5,280	5,180
GVWR	15,000	15,400	14,500	15,000	15,000	15,500	19,000	19,000
Interior Height	76"	76"	76"	76"	76"	76"	76"	76"
Exterior Height w/ A/C	13' 1"	13' 1"	12' 11"	13' 1"	13'	12' 8"	13' 1"	13' 1"
Exterior Width	101"	101"	101"	101"	101"	101"	101"	101"
Exterior Length	37' 8"	38' 8"	37' 11"	38' 8"	39' 11"	40' 10"	42' 10"	42' 8"
Refrigerator (cu. feet)	8	8	8	8	8	8	8	8
Water Heater Cap. (gal. G/E w/DSI)	12	12	12	12	12	12	12	12
Fresh Water Cap. (gal.)	100	100	100	100	100	100	110	110
Waste Water Cap. (gal.)	57	57	57	57	57	57	57	57
Gray Water Cap. (gal.)	57	114	57	57	57	114	114	57
LP Gas Cap. (lbs.)	60	60	60	60	60	60	60	60
Furnace BTUs (1,000s)	35	35	35	35	35	35	35	35
Tire Size	16"	16"	16"	16"	16"	16"	16"	16"
Awning	17'	17'	18'	17'	17'	16'	16'	17'

*This weight reflects the rolling average unit weight for each model. Your trailer weight will vary according to optional equipment.



- | | | |
|--|--|--|
| 1 High gloss Gel-coat fiberglass | 11 Power awning | 22 1 piece seamless roofing material |
| 2 Automotive design front cap with hitch area LED lighting | 12 Ladder | 23 3/8" decking |
| 3 Fiberglass rear cap on select models | 13 Security light | 24 Vinyl interior ceiling panel |
| 4 Heated and enclosed underbelly, insulated and heated water tanks | 14 Assist grab handle | 25 5/8" tongue and groove plywood floor |
| 5 True 6 sided aluminum frame 16" o.c. | 15 30" entry door | 26 Rack and pinion electric slide with manual override with 2x2 tube slide out ram |
| 6 Bus style slam latch baggage doors | 16 Extra-large In-floor basement storage | 27 Tinted safety glass windows |
| 7 Power jacks | 17 Spare tire and hoist | 28 Residential style 25oz carpet with pad |
| 8 16" radial tires with aluminum wheels | 18 15,000 btu a/c | 29 Residential linoleum |
| 9 Dexter E-Z Flex® Heavy Duty Rubber Suspension | 19 Wire for a/c in bedroom | 30 Insulated ductwork |
| 10 Dexter NEV-R-ADJUST™ Brakes | 20 Wire for satellite | 31 Exterior speakers |
| | 21 Calculated R38 reflective insulation on roof, floor, front and rear | 32 Heavy duty I-beam frame construction |

Cinnabar Décor

Maduro Décor

Tea Leaf Décor

Standards

- 12 Gallon Gas/Electric DSI Water Heater
- 16" Radial Tires with Aluminum Wheels
- 100 Gallon Fresh Water Tank
- 15,000 BTU A/C
- 2 Security Lights
- 22" Stainless Steel Oven
- 30# Gas Bottles
- 30" Entry Door
- 30" Stainless Steel Microwave
- 39" LCD TV
- 46" LCD TV (38FL)
- 5 Function Remote
- 50 Amp Service with Quick Connect Power Cord
- 57 Gallon Black Tank
- 57 Gallon Gray Tank
- 8 Cubic Foot Refrigerator with Raised Panel Wood Insert
- 80" Memory Foam Mattress
- Automotive Design Painted Front Cap with Hitch Area LED Lighting
- Black Tank Flush
- Bus Style Slam Latch Compartment Doors
- Calculated R38 Reflective Insulation
- Central Control Center
- Corian® Countertop in Kitchen and Bathroom
- Crown Molding at Ceiling
- Decorative Light Above Dinette
- Decorative Reading Lights at Head of Bed
- Decorative Wall Hangings (Select Models)
- Dexter E-Z Flex® Heavy Duty Rubber Suspension
- Dexter **NEV-R-ADJUST®** Brakes

- Drawers Under Refrigerator and Oven (Where Available)
- Electric Slide Rooms
- Fiberglass Bulk Head
- Fiberglass Rear Cap (N/A on 36RK and 36UL)
- Fireplace
- Flush Mount Cooktop
- Gas Struts on Bed Base
- Gel Coat Fiberglass Exterior
- Glazed Raised Panel Cabinet Doors
- G-Rated Tires
- Heated and Enclosed Underbelly
- Hidden Hinges
- In Floor Basement Storage
- Interior and Exterior LED Lighting
- Ladder
- Large Assist Grab Handle
- Leveling System
- Lighted Power Awning
- Ottoman (Select Models)
- Pedestal Mount Pull Out Faucet
- Plumb for Washer and Dryer (Select Models)
- Porcelain Toilet
- Power Jacks
- Premium Bedding Package
- Quad Steps
- Recessed Sink with Corian® Sink Covers
- Residential Rocker Recliner(s)
- Residential Shower Head
- Residential Sleeper Sofa
- Roller Ball Bearing Drawer Guides
- Roto-Flex Hitch
- Screwless Exterior Trim
- Solid Wood Slide Out Fascia
- Spare Tire and Hoist
- Straight Roof Line
- Table and Chairs with Leaf

- True 6 Sided Aluminum Frame
- Upscale Samsung® Home Theatre System with 5.1 Channel DVD/CD/MP3
- Wine Rack (Select Models)
- Wire for A/C in Bedroom
- Wire for Satellite
- Wood Framed Mirror Closet Doors (Where Available)

Options

- 2nd A/C
- 2nd 15,000 BTU A/C with Heat Pump
- 29" TV in Bedroom
- Black Cherry or Mocha Full Body Paint
- Black Cherry or Mocha Partial Body Paint
- Dual Pane Windows
- Dyson® Vacuum
- Fan-Tastic Vent® (Living Room, Kitchen, Bedroom, and Bathroom)
- Frameless Windows (Forced)
- Generator Preparation with Surge Guard® Transfer Switch
- Glass Shower Door (Forced on 36IK, 36RLB, and 39BH)

- G-Rated Goodyear® Tires
- Heat Pump on Main A/C
- King Bed
- Lighted Threshold and Keyless Entry Door
- Outside Kitchen (39BH)
- Power Cord Reel
- Rear Power Stabilizer Jacks
- Remote for Automatic Leveling
- Roller Shades
- Side by Side 12 Cubic Foot Refrigerator (N/A on 37RB)
- Slide Out Covers
- Theater Seating (N/A on 36UL, 37RB, and 38FL)
- Trail Air® Hitch
- Washer/Dryer (Stack or Combo)
- Winegard® Dome Satellite
- Wireless Back-Up Camera

Café Package

- 2nd Electric Awning
- 24" x 48" Folding Table
- 29" HDTV on Slide/Pivot Bracket
- Awning
- Refrigerator
- Weber® Grill with Cart



39BH
Optional
Outside Kitchen



Dealer Satisfaction Index:
Ratings of manufacturers, by dealers, have consistently awarded KZ top honors for excellence of design, reliability, overall quality and value, communications and dealer support.



Portions of this brochure were used with the expressed authority of Dexter Axle, but Dexter Axle is not responsible for the accuracy of the information contained herein.



Dealer:



Join our Family Forum at
www.kzfamforum.com

ASK ABOUT OUR 2-YEAR LIMITED WARRANTY!

For more product details and in-depth information, visit us at www.kz-rv.com



0985 N 900 W • Shipshewana, IN 46565
E-mail kz@kz-rv.com • www.kz-rv.com



Due to continual research and advances, manufacturer reserves the right to change specifications, design, price and equipment without notice, and assumes no responsibility for any error in this literature. Some items shown are not included as standard or optional equipment. ©2013KZ | 11/22/13 | 12.5M