


WINNEBAGO® 70



**Think
inside.**
(Think Winnebago.)

D-27

BUILT FROM THE INSIDE OUT



The ultimate in spacious luxury—no other motor home rivals the D-27's appointments. Completely private rear bedroom has separate entrance. Fold-away double bed or twin beds with center night stand, bookcase headboard console, twin wall-mounted reading lamps, double overhead cabinets and a linen cabinet add to your year around living pleasure.


Count the beds; there are four with a fifth optional. Measure the overhead cabinets, 17 feet of total length. Check the storage compartments. You will see why D-27 is designed for extended living pleasure. See why you can travel with a four season wardrobe.

For added year round luxury, there is also the optional 2.5 or 4 KW electrical generator and double 110 volt air conditioners.

LIVEABILITY AUDIT

—20 safety glass windows—Ducted forced air heating—Separate shower with 6 gal. automatic water heater—6 cu. ft. gas/electric refrigerator—72 inch long galley countertop—Radio with rear speaker—62 inches of closet width—four adjustable defroster vents.

SPECIFICATIONS FOR D-27: Length, 27'6"; width, 7'6"; exterior height, 9'3"; interior height, 6'4"; curbside weight, 8,020 lbs.; fuel tank, 35 gallons; water system, 36 gallons; sleeps 6 (8 optional). Dodge M-375 chassis, 178" wheelbase, V-8 318 cubic in. engine, 3-speed automatic transmission, power steering, power brakes, dual rear wheels. Rear screen door, head rests, seat mounted arm rests are optional on this model. For complete optional and standard equipment details see back of this brochure.



D-24

BUILT FROM THE INSIDE OUT



"This one is about the biggest 24-footer we ever tested, mostly because of a truly excellent floor plan." This is what Trailer Life magazine said in its TEST REPORT OF THE D-24.

At the rear is an extra large bath/dressing room with tub, phone head shower, power roof vent, built in lavatory and vanity, towel rack, double width closet, and overhead cabinet. It's the most complete bathroom available in motor homing today.

Twin beds with 5" foam mattresses are separated from forward living area by a divider curtain. Available as an option are twin bunks above the beds. With these bunks six adults can sleep separately. Eight overhead cabinets supply all the storage needed for year round living.

LIVEABILITY AUDIT

—Exclusive Thermo-Panel[®] Construction—Shower and tub with 6 gal. automatic water heater—Wall-to-wall carpeting—Ducted forced air heating—72 inch long galley countertop—4 burner LP gas stove with automatic oven—24'6" of overhead cabinets.

SPECIFICATIONS FOR D-24: length 24'5"; width, 7'6"; exterior height, 9'3"; interior height, 6'4"; curbside weight, 7,515 lbs.; fuel tank, 25 gallons; water system, 36 gallons; sleeps 6 (8 optional). Dodge M-300 chassis, 159" wheelbase, V-8 318 cu. in. engine, 3-speed automatic transmission, power steering, power brakes, dual rear wheels. Bolsters, screen doors, head rests, seat mounted arm rests are optional on this model. For complete optional and standard equipment details see back of this brochure.



D-22

BUILT FROM THE INSIDE OUT



Here's the motor home Woodall's Trailer Travel magazine termed: "The standard of the industry—the one motor home by which all others must be measured." It's America's best selling motor home model.

Ten years of recreation vehicle experience have gone into designing the D-22 and its six companion models. Each carefully placed feature, each new advancement has been included for added

enjoyment.

Highlighted in the cutaway drawing at the right are key features putting Winnebago's 22-footer in a class by itself. You'll want to compare them closely as you shop for your vacation home. D-22 features a rear goucho which extends into a 49" x 73" double bed at night. For the extra tall, there's a special no-cost option providing a 49" x 86" bed for six footers.

Winnebago's richly appointed driving compartment extends the living area of Winnebago Motor Homes. All driving instruments are grouped conveniently on a recessed padded dash. For night time driving a black-out curtain shields the driver while the family enjoys reading, eating, or game-time fun.

With power steering and power brakes, mothers—even grandmothers—enjoy taking a turn driving a Winnebago Motor Home. All enjoy the scenic lounge atmosphere.

SPECIFICATIONS FOR D-22: length 22'2"; width 7'6"; exterior height, 9'3"; interior height, 6'4"; curbside weight, 6,990 lbs.; fuel tank capacity, 25 gallons; water system, 36 gallons; sleeps 6 (8 optional). Dodge M-300 chassis, 137" wheelbase, V-8 318 cu. in. engine, 3-speed automatic transmission, power steering, power brakes. Screen door, head rests, seat mounted arm rests, are optional on this model. For complete optional and standard equipment details see back of this brochure.



D-18

BUILT FROM THE INSIDE OUT



Easy to drive, easy to park, Winnebago's D-18 is no longer than a station wagon. Side lounge floor plan gives you an 18-footer fully equipped for family fun. Sleeps six with toilet, shower, and use anywhere convenience. Side lounge makes into full 49" x 73" double bed.

For turnpike touring or back country roughing, D-18 has the rugged ability to tow a boat to the lake or a horse trailer to the show. Its 104" wheel base, dual rear wheels, and V-8 318 cu. in. engine have the power to weight ratio the sportsman demands.

Nine overhead cabinets plus double wardrobe match the storage space in D-18's "big brothers". Winnebago's D-18 has decorator selected interiors featuring pecan wood paneling with contrasting "iced oak" ceiling paneling.

LIVEABILITY AUDIT

— Exclusive Thermo-Panel[®] construction — Ducted forced air heating system — 12 volt converter electrical system — Shower with automatic water heater — 4-burner stove, automatic oven, gas/electric refrigerator — Wall-to-wall carpeting — 20'6" of overhead cabinets.

MODEL D-18 SPECIFICATIONS: Length 18'6"; width, 7'6"; exterior height, 9'3"; interior height, 6'4"; curbside weight, 6,670 lbs.; fuel capacity, one 25 gallon tank; water system, 36 gallons; sleeps 6. Dodge M-300 chassis, 104" wheelbase, V-8 318 cu. in. engine, 3-speed automatic transmission, power steering, power brakes, dual rear wheels. Screen door, head rests, seat mounted arm rests are optional on this model. For complete optional and standard equipment details see back of this brochure.



F-17

BUILT FROM THE INSIDE OUT



For the young family on the go. Winnebago's F-17 is an economical motor home no longer than today's compact-size station wagons. Goes anywhere a car can go, cruises at turnpike speeds, parks anywhere with ease. The F-17 offers far more living area than a camper coach.


F-17 provides leisure living accommodations for a family of six. Roomy, convenient kitchen has full size LP gas appliances. Rear dinette is a wonderful day-time lounge for family enjoyment — makes into bed by night.

Decorator selected interiors feature a carpeted driver's compartment, upholstered adjustable bucket seats for driver and co-pilot, quilted foam-filled dinette cushions, pecan wood paneling, and contrasting "iced oak" ceilings.

LIVEABILITY AUDIT

—Foam insulated floors, sidewalls, roof—Fold-away bunk over driver's compartment—LP gas stove with automatic oven—12 volt/110-volt converter—Complete set of 12-volt light bulbs—Carpeted driver's compartment—Large double-width wardrobe—4 cu. ft. gas/electric refrigerator.

SPECIFICATIONS FOR F-17: length 17'4"; width, 7'0"; exterior height, 9'3"; interior height, 6'5"; curbside weight, 4,890 lbs.; fuel tank capacity, 25 gallons; water, 12 gallons; sleeps 4 (6 with optional bunk). Ford P-350 chassis, 104" wheelbase, 300 cubic inch motor, 3-speed automatic transmission. Wall mounted heater, screen door, head rests, seat mounted arm rests are optional on this model. For complete optional and standard equipment details see back of this brochure.



WINNEBAGO®

WINNEBAGO'S "THINK INSIDE" CONCEPT MEANS MORE LEISURE LIVING

Winnebago Industries, Inc. has become the world's largest motor home builder by putting your "inside liveability" first.

As you shop "THINK INSIDE"! Remember, you will spend most of your recreation time inside your unit (sleeping—eating—playing). Think about ideal floor plans, cupboards, showers, beds, dining tables, and kitchens.

Our recreation vehicle manufacturing facilities are the largest in the world; over 18 acres under roof (800,000 sq. ft.). This means more product development, more floor plan designing, and more production experience behind your Winnebago.

Motor home production is four times that of the next largest manufacturer because, along with "THINK INSIDE" concepts, we also build better, stronger vehicles. Winnebago's are built better and stronger because we have:

- Industry's largest team of dedicated, skilled craftsmen.
- Mass production efficiency.
- Vertically integrated production efficiency.
- Raw material buying power.
- Exclusive Thermo-Panel® Construction.

Whether you are a young family exploring the Recreation Vehicle field for the first time, a well seasoned R. V. owner trading up or a retired couple with a lifetime travel dream; Winnebago is for you.

THINK INSIDE! THINK WINNEBAGO!



STANDARD EQUIPMENT ON ALL WINNEBAGO MOTOR HOMES

Safety Features

Clearance lights comply with laws in every state
Backup light, parking lights, turn signals with safety flashers
Extra side-mounted turn signals
Retractable seat belts for driver and co-pilot
Fire extinguisher
Tinted front windshield

Exterior Features

Insulated 9-ply Thermo-Panel floor
Insulated Thermo-Panel door
Insulated Thermo-Panel wheel wells
Slider window in door with screened opening
Prefinished aluminum exterior and underbelly
Weatherproof exterior 110-volt outlet
ASA approved 25-foot rubberized 110-volt power cord permanently installed with outside access compartment
Slider windows with sliding screens for driver and co-pilot
Rear storage trunk with 12-volt light and lock on door
Luma-dome roof vent
Two large chrome side mirrors
Glide-away step with self-cleaning mesh tread

Interior Features

Wall to wall foam padded nylon carpet (D series only)
Prefinished washable paneled interior
All overhead cabinets have magnetic door catches
Many roomy drawers for storage

Many convenient 110-volt duplex outlets on separate 110-volt wiring system
Complete set of 12-volt bulbs
Attractive curtains on full length brass rods for all windows
Hollow core cabinet doors
Bedroom privacy curtain (D-22, 24, 27 only)

Kitchen Features

Gas/electric refrigerator with insulated compartment
Tiled back splash in gallery area
Dinette seats are of 5" thick foam, have reversible vinyl and quilted fabric covers with zippers
Overhead cabinets above dinette
Sink cover doubles as bread board
Brushed stainless steel sink

Sleeping Features

Dinette converts to bed
Full length wardrobe
Accordion style fold-away front bunk bed with foam mattress and twin reading lights over driver's compartment
Triple fold lounge or twin beds (D series only)

Bathroom Features

Marine toilet—30 gallon holding tank
30 gallon water tank
6 gallon water heater
Lavatory
Push button phone head shower
Deluxe medicine cabinet

Power roof vent in bath
Shower curtain

Driver's Compartment

Padded dash and arm rests with map storage compartments
Vinyl blackout curtain for driver's compartment
Fresh air driver compartment side vents
Deluxe contoured bucket seats upholstered with quilted heavy duty vinyl for driver and co-pilot—180° pivot
Cigarette lighter
Two ash trays
Map light
Inside rear view mirror
Recessed dash glove compartment


Utilities

City water hook-up
12-volt changeover lighting system—operates from chassis battery or external 110-volt supply

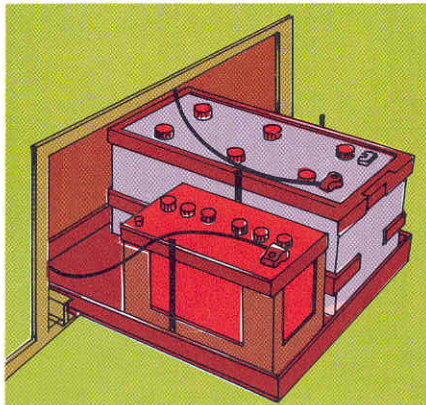
Automotive

Twin heavy duty batteries with slide-out tray (D series only)
Heavy duty alternator
Four adjustable defrost vents
Mechanical jack
Spare wheel
Fresh-air automatic heater with double blower
Windshield washers


Fold out bunk over driver's compartment




Slide out tray—*220 amp battery optional



Slider screen for the driver and co-pilot



Front end oil & water access with swing out grill

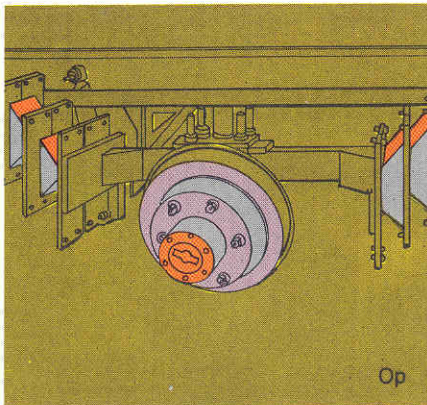


OPTIONAL EQUIPMENT FOR ALL WINNEBAGO MOTOR HOMES

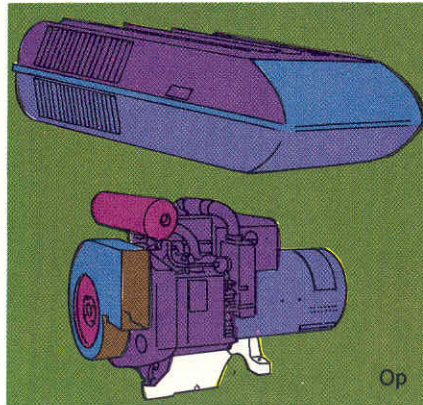
	F17	D18	D22	D24	D27	D22S	D27S	Brand X
Air conditioner, 10,000 BTU, roof mounted, 110-volt with easy start (2 for D27).....	N	Op	Op	Op	Op	Op	Op	_____
Spare tire.....	Op	Op	Op	Op	Op	Op	Op	_____
Bumper-mounted spare tire carrier and vinyl cover.....	Op	Op	Op	Op	S	Op	Op	_____
Radio.....	Op	Op	Op	Op	S	Op	Op	_____
AM/FM radio (exchange item on D27).....	Op	Op	Op	Op	Op	Op	Op	_____
Rear speaker for radio.....	Op	Op	Op	Op	S	Op	Op	_____
Stereo tape deck (8-track) with 4 speakers.....	Op	Op	Op	Op	Op	Op	Op	_____
Refrigerator—4 cu. ft. gas/electric (exch.).....	S	S	N	N	N	S	S	_____
Refrigerator—6 cu. ft. gas/electric (exch.).....	N	Op	S	S	S	Op	Op	_____
Refrigerator—7 cu. ft. gas/electric with two doors (exch.).....	N	N	Op	Op	Op	N	N	_____
LP gas heater with blower and wall thermostat.....	Op	N	N	N	N	N	N	_____
Forced air ducted furnace with wall thermostat and extra battery.....	N	S	S	S	S	S	S	_____
Marine toilet, 30-gal. holding tank, pressure water tank, air compressor, and power roof vent for bathroom....	Op	S	S	S	S	S	S	_____
30-gal. auxiliary water tank.....	N	N	Op	Op	Op	N	N	_____
Monomatic toilet (Model A).....	Op	Op	Op	Op	Op	Op	Op	_____
Monomatic toilet (Model W connected to water supply).....	Op	Op	Op	Op	Op	Op	Op	_____
Shower with 6-gal. water heater.....	Op	S	S	*	S	S	S	_____
Water heater (heat source from L.P. gas or engine coolant).....	Op	Op	Op	Op	Op	Op	Op	_____
Screen door and picture window in exterior door (exchange for slider window).....	Op	Op	Op	Op	S	Op	Op	_____
*Onan 2500 watt power plant with super soundproofing.....	N	Op	Op	Op	Op	Op	Op	_____
*Onan 4000 watt power plant with super soundproofing.....	N	N	Op	Op	Op	Op	Op	_____
Automotive air conditioner, 18,000 BTU, with roof mounted condenser.....	Op	Op	Op	Op	Op	Op	Op	_____
Wiring and fuel line installation for power plant.....	N	Op	Op	Op	S	Op	Op	_____
29-gal. auxiliary gasoline tank with changeover switch on dash.....	N	N	Op	Op	Op	Op	Op	_____

*D-24 has combination tub and shower


Mor-Ryde rubber suspension




Roof mounted air conditioning & 110 V. generator



Optional double-size seat swivels 180°

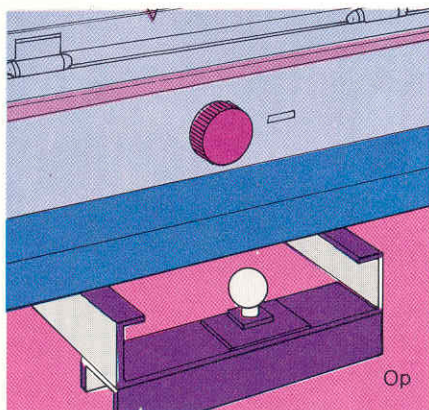


7 cu. ft. gas/electric refrigerator

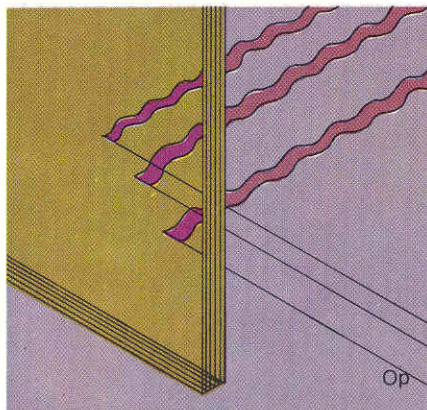


	F17	D18	D22	D24	D27	D22S	D27S	Brand X
Rear gaucho with 2 drop leaf tables (exchange for dinette).....	Op	N	N	N	N	N	N	_____
Full width rear gaucho (exchange for twin beds).....	N	N	Op	N	Op	N	N	_____
Floor carpeting behind driver's compartment.....	Op	S	S	S	S	S	S	_____
Double 20-lb. LP gas tanks.....	S	S	S	S	N	S	S	_____
Double 30-lb. LP gas tanks.....	Op	Op	Op	Op	S	Op	Op	_____
Automatic change-over regulator for double gas tanks.....	Op	Op	Op	Op	S	Op	Op	_____
Power vented stove hood.....	Op	S	S	S	S	S	S	_____
Bunk ladder.....	Op	Op	Op	Op	Op	Op	Op	_____
Water purifier with faucet (Ogden).....	Op	Op	Op	Op	Op	Op	Op	_____
Trailer hitch.....	Op	Op	Op	Op	Op	Op	Op	_____
Rear bunk with mattress and vent windows.....	Op	N	Op	N	Op	N	N	_____
Television antenna—360-degree dome style, roof mounted with interior outlet.....	Op	Op	Op	Op	Op	Op	Op	_____
Wrap around windshield curtains.....	Op	Op	Op	Op	Op	Op	Op	_____
Mor-Ryde rubber rear suspension.....	N	N	Op	Op	Op	Op	N	_____
Water level gauge.....	Op	Op	Op	Op	Op	Op	Op	_____
Bolster back rests for twin beds.....	N	N	N	Op	Op	N	N	_____
Tinted glass (Herculite gray glass).....	Op	Op	Op	Op	Op	Op	Op	_____
Sun visors.....	Op	Op	Op	Op	Op	Op	Op	_____
Battery charger with voltage converter.....	Op	Op	Op	Op	Op	Op	Op	_____
Driver and co-pilot seat-mounted arm rests (set).....	Op	Op	Op	Op	Op	Op	Op	_____
Driver and co-pilot head rests (set).....	Op	Op	Op	Op	Op	Op	Op	_____
Cargo door (38" x 64").....	N	N	N	N	N	Op	Op	_____
220 amp battery (exchange for automotive battery).....	N	Op	Op	Op	Op	Op	Op	_____
Luggage rack and ladder.....	Op	Op	Op	Op	Op	Op	Op	_____
	S—Standard		OP—Optional			N—Not available		

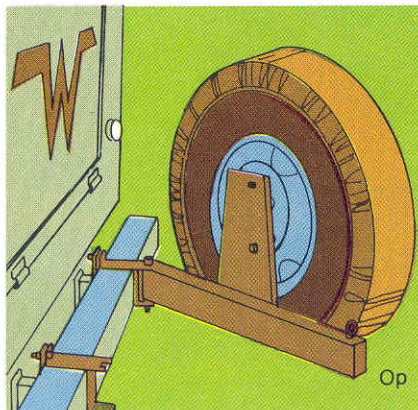
Frame-mounted trailer hitch



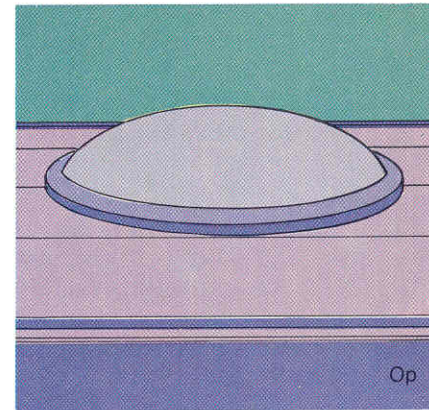
Tinted glass in all windows

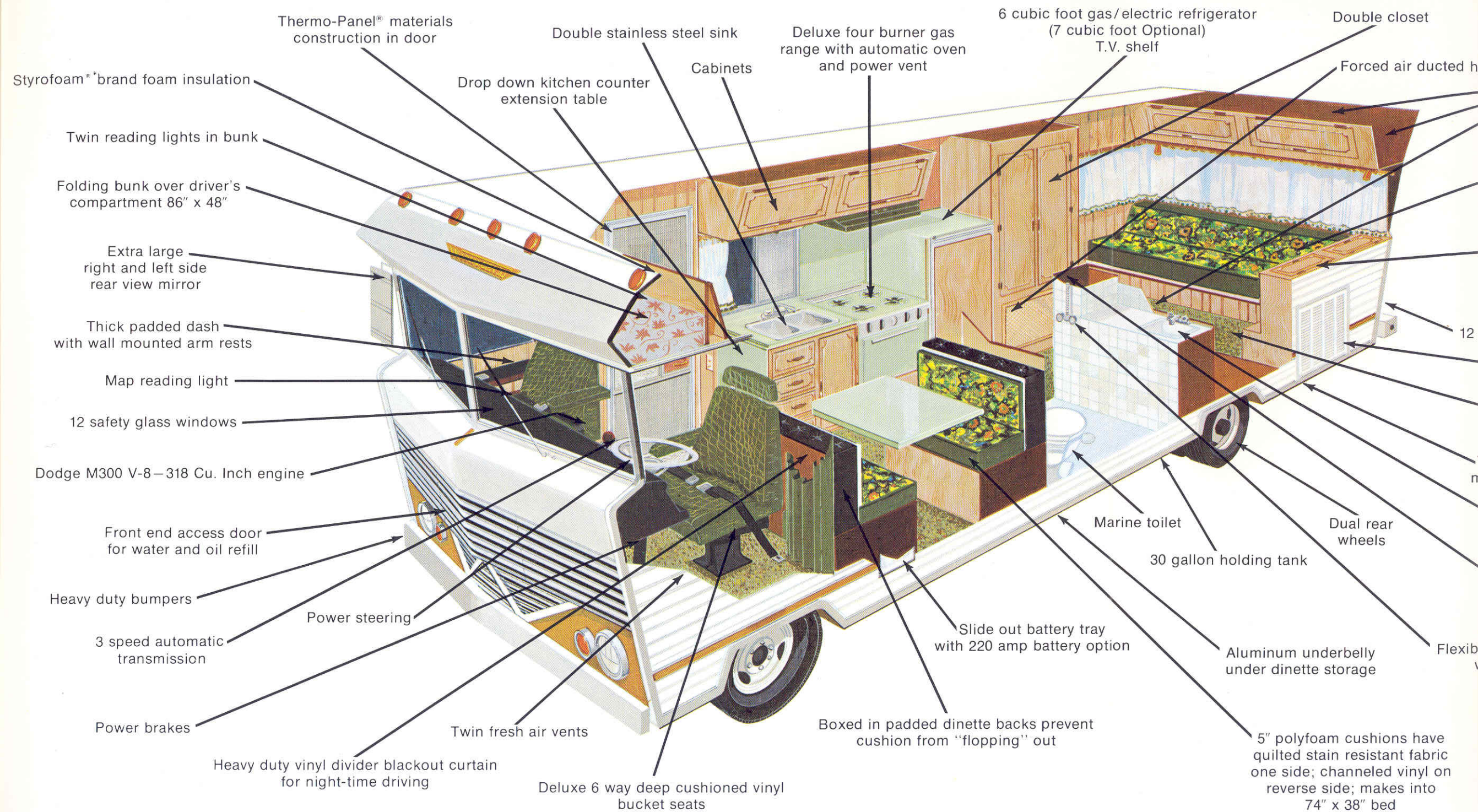


Swing out spare tire carrier with vinyl tire cover



Optional 360° TV antenna





Double closet

Forced air ducted heating

Thermo-Panel® material
roof, floor, walls with
lifetime warranty

Rear Couch makes
into double bed

Double hamper
storage compartment

12 volt/110 volt converter

Steel Compartment for
auxiliary power plant

Wall-to-wall carpeting

Tubular steel cross
members under floor

Built-in lavatory with
deluxe medicine cabinet

Rear full length divider
curtain with nylon rollers

Flexible phone head shower
with water heater

Cushions have
resistant fabric
paneled vinyl on
makes into
8" bed

*Styrofoam is a registered trademark of Dow Chemical Co.

STANDARD EQUIPMENT ON MODEL D-22

Think inside.

(Think Winnebago.)



WINNEBAGO

70

Your Winnebago Dealer is:

Winnebago Industries, Inc.,
Forest City, Iowa 50436

Copyright 1969