

1972



**WINNEBAGO**

*Chieftain*

The final step up.  
Along the Winnebago route.





# Distinctive Liveability

It was an era of gracious living. Chic fashions and ornate decor accented elegant dinner parties and a host of social events. From Nob Hill to the splendor of stately Southern mansions, a gentle dignity reflected the good taste of those who would demand nothing less than the finest that money could buy.

Today, our exclusive CHIEFTAIN line of Winnebago motor homes continues to reflect a concern for the ultimate in fine and gracious living. All CHIEFTAIN motor homes are endowed with the finest comfort and convenience features yet available in motor home travel luxury. Every member of the CHIEFTAIN family reflects an individualistic flare of style and elegance that simply defies emulation.

The richly appointed, fully carpeted driver's compartment






And for added tranquility, all CHIEFTAIN motor homes afford the pleasures of AM radio with twin stereophonic speakers.

The restful veil of night provides a CHIEFTAIN motor home owner with a splendid compliment of sleeping accommodations. In all CHIEFTAIN motor homes there is a fold away front overhead bunk with side vented windows and wall mounted reading lamps. And a variety of master bedroom plans

offers the finest in comfortable and restful sleep. But the real beauty of the CHIEFTAIN line is that all these features just sample the wealth of thoughtful considerations that are yours as standard equipment.

CHIEFTAIN. The final step up. Along the Winnebago route.

is an inviting place. A deluxe upholstered vinyl swivel lounge chair with head rests allures the driver for mile after comfortable mile of highway travel. Push button cruise control offers a relaxing way to cover the Winnebago route.





# *Accent on Elegance*



A host of kitchen and dining features are thoughtfully provided as standard equipment on your CHIEFTAIN motor home.

For preparing the cuisine of your choice, each of the





CHIEFTAIN motor homes offers functional kitchen features and appointments. The Consoweld kitchen countertops, a double stainless steel sink, and generous overhead storage cabinets, and glide out storage drawers are typical features.

A 7 cubic foot gas/electric refrigerator and freezer will properly chill the evening's selected beverage, cheese assortment, or Chef's salad bowl. The 4 burner gas range, fully automatic eye-level oven, and power stove vent will properly assist in the gourmet preparation of any evening meal. Or that mid-afternoon snack, or the most hearty of morning breakfasts.

The dining area is accented by an embossed wall panel behind the dining table. Seats are thick foam, comfortable, and easy to care for.

Yes, the accent is on bold elegance. Yet every outstanding feature is thoughtfully provided as standard equipment.





# Luxurious Facilities




All CHIEFTAIN motor homes offer a fully equipped color coordinated bathroom. A tub and shower combination are available in the D-24C, D-24CL, and D-28 CHIEFTAIN II. A fully automatic 6 gallon water

heater, 66 gallon pressurized fresh water system, pressure gauge and pump combine to offer complete and totally independent utility comfort.

All CHIEFTAIN motor homes feature a power roof vent and a deluxe medicine cabinet.

Nothing has been left to chance. Winnebago CHIEFTAINS offer total liveability anywhere.







# Decor

Mesa Orange, Siesta Gold, or Moss Green are the three distinctively different interior decors now offered in our exclusive CHIEFTAIN line. Each of the trio of color coordinated interiors was decorator selected from the finest of available materials.

A deep Golden Walnut wall paneling compliments each color scheme. Complimenting accent pieces including the wall-to-wall carpeting, drapery, and appliances, blend perfectly with each of the color schemes.





# Discriminating Features

Every Winnebago CHIEFTAIN is designed and built with your total comfort, safety, and dollar value in mind.

For the CHIEFTAIN line, we've selected the finest Dodge motor home chassis available and a powerful V-8, 413 cubic inch engine with automatic transmission, power brakes, power steering, and cruise control as standard equipment. And all Winnebagoes feature a heavy duty automotive heater.

All CHIEFTAIN motor homes feature a power roof vent and a deluxe medicine cabinet. The new D-28 CHIEFTAIN II features

automotive and roof mounted air conditioning as standard equipment. Roof mounted air conditioning is standard on all other CHIEFTAINS.

All CHIEFTAIN motor homes offer a built-in vacuum cleaner and wastebaskets.

For safety, seat belts are provided which conform to Federal regulations. A rear window wiper and inside rear view mirror offer full visibility of the road.

A 220 amp and 70 amp battery are standard as is the Onan generator and twin 40 lb. L.P. gas bottles with an automatic changeover valve. Screen doors are standard


equipment in all CHIEFTAINS.

The exclusive Winnebago Thermo-Panel® Construction process is used in the fabrication of walls, floors, roof, and door. Your CHIEFTAIN motor home will be warmer in the winter; cooler in the summer because exclusive Thermo-Panel® Construction provides excellent insulating properties.

In Thermo-Panel® Construction, exterior prefinished aluminum and interior paneling are sandwiched and permanently bonded to a core of Styrofoam® brand foam insulation. This strong, lightweight fabricating process is then guaranteed.

When you buy Winnebago, you're automatically eligible for membership in Winnebago International Travelers Club. W.I.T. is your chance to join in the total fun of recreation vehicle living. You can participate in local rallies, weekend caravan tours or join exciting trips to the far corners of the world.

Your W.I.T. membership also entitles you to big savings on recreation vehicle insurance coverage. And discounts on a growing number of items. In addition, every W.I.T. member receives a monthly newspaper to keep everyone informed on the latest local, national, and international happenings. W.I.T. is just another nice thing about owning a Winnebago.



## Thermo-Panel® Guarantee



Each new Winnebago motor home, travel trailer, camper coach, or Kap® Pickup Cover using our exclusive Thermo-Panel® Construction process is GUARANTEED against defects in lamination for the lifetime of the product to the original purchaser.



# Standard Equipment

Winnebago provides many more of the comfort and luxury features you have come to expect in a motor home designed and built for the seventies. Look carefully at the following detailed list of standard equipment items built right in to your CHIEFTAIN motor home. You'll soon discover for yourself why Winnebago offers you so much value for the money you invest.


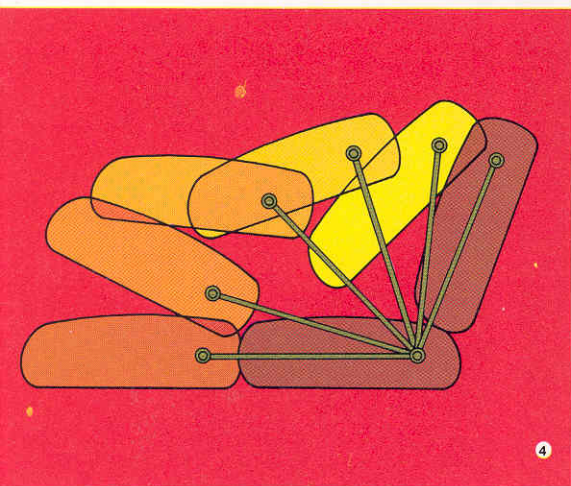

**Safety Features:** ☐ Clearance lights comply with laws in every state ☐ Backup lights, parking lights, turn signals with safety flashers ☐ Extra side-mounted turn signals ☐ Seat belts for all passengers

☐ Door lock complies with National Highway Safety Bureau standard number 206 ☐ Fire extinguisher ☐ Tinted windshield.

**Exterior Features:** ☐ Radius cornered tinted slider windows with screens ☒ Rear window washer and wiper ☐ Chrome bumpers, front and rear ☐ Glide-away step with self-cleaning mesh tread ☐ Luggage rack and ladder (D-28CII only) ☒ Fold down television antenna (D-28CII only) ☐ Tire carrier and vinyl cover ☐ Screen door ☐ Insulated 9-ply Thermo-Panel\* Construction floor, door ☐ Pre-finished aluminum exterior and

underbelly ☐ 25 foot rubberized 110 volt power cord permanently installed with outside access compartment ☐ Rear storage trunk with 12 volt light and lock on door ☐ Two sky light roof vents ☐ Two large side mirrors. ☒ Flush mounted water fill and pressure gauge ☐ Flush mounted gas tank fill

**Kitchen Features:** ☐ 7 cubic foot gas/electric refrigerator ☐ 4 burner stove with eye-level oven and power stove vent ☐ Double stainless steel sink ☐ Pressurized water system ☐ Consoweld back splash and countertop in galley area ☐ Sink cover doubles as bread board.





# Standard Equipment


**Dinette Features:** ☐ Reversible fabric, vinyl seat cushions ☐ Embossed wall panel behind dinette table ☐ Overhead cabinets above dinette

**Sleeping Features:** ☐ Sealy Posturepedic innerspring mattress for master bedroom (D-28CII only) ☐ Bedspread and matching head board (D-28CII only) ☐ Dinette converts to bed (all units except D-28CII.) ☐ Full length wardrobe ☐ Accordion style fold-away front bunk bed with foam mattress and twin reading lights over driver's compartment ☒ Glide-away lounge converts to bed (standard in D-22C and no charge option in D-27C)

☐ Twin beds (D-24C, D-27C) ☐ Bedroom privacy curtain.

**Interior Features:** ☐ Deluxe wall-to-wall carpeting ☐ Pre-finished washable Golden Walnut Paneling ☐ Single swivel lounge chair (D-28CII only) ☐ Beverage tray ☐ Wall mounted coffee table (D-28CII only) ☐ Electric clock (D-28CII only) ☐ Waste basket ☐ Living room lounge converts into bed (D-28CII only) ☐ Roomy drawers for storage ☐ Convenient 110 volt duplex outlets on separate 110 volt wiring system ☐ Complete set of 12 volt bulbs ☐ Attractive curtains with positive position tracks ☐ Hollow core cabinet doors


**Driver's Compartment Features:** ☐ Automotive instrument panel with generator starter switch, hour meter, battery volt meter, and auxiliary fuel gauge ☐ Arm and head rests ☐ Extra large sun visors ☐ Cigar lighter ☐ Ash trays ☐ Inside rear view mirror ☐ AM radio with 4 speakers (standard on D-28CII) ☐ AM/FM radio with 4 speakers ☐ FM radio with 4 or 8 track stereo (D-28CII only) ☐ Vinyl blackout curtain ☐ Right and left side wall mounted fresh air vents ☐ Wrap around windshield curtains ☐ Deluxe contoured swivel bucket seats for driver and co-pilot,




5



6



9



10




upholstered with heavy-duty vinyl and fabric insert ☐ Recessed glove compartment with door. ☐ Map light

**Bathroom Features:** ☐ Tub and shower combination (D-24C, D-24CL, D-28CII only) ☐ Flexible phone head shower ☐ Deluxe medicine cabinet ☐ Carpeted bathroom floor ☐ Shower curtain (D-22C, D-27C, D-28CII only) ☐ Shower door (D-24C, D-24CL only) ☐ Power roof vent in shower ☐ Marine toilet ☐ 6 gallon water heater operates from either LP gas or engine coolant system that automatically heats your water as you drive ☐ 66 gallon pressurized fresh

water system with wall mounted pressure gauge with 12 volt water pump ☐ 30 gallon holding tank.

**Automotive Features:** ☐ Heavy-duty alternator ☐ Hydraulic jack ☐ Dodge V-8, 413 cubic inch engine ☐ Automatic transmission ☐ Cruise control ☐ Power brakes ☐ Power steering ☐ Front end engine access to oil fill, dip stick, radiator fill and window washer reservoir ☐ 29 and 50 gallon gas tanks with electric change-over on dash (D-27, D-28CII only) ☐ Twin gas tanks (63 gallon total on D-24C, D-24CL; 69 gallon total on D-22C) ☐ Auto air conditioning (D-28CII)

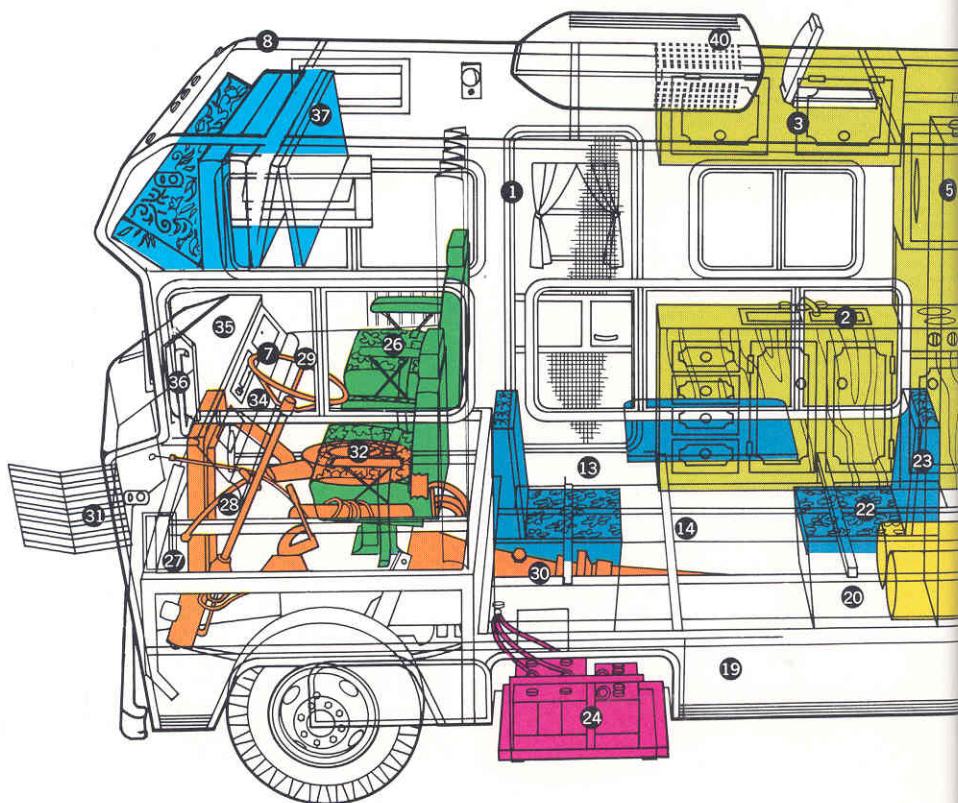
**Utilities:** ☒ Twin 10,000 BTU roof mounted air conditioners (D-28CII only. Single 10,000 BTU on all other units) ☒ 5,000 watt Onan generator with Super Sound Proofing (D-28CII only) 4,000 watt Onan generator with Super Sound Proofing on all other models ☒ Double 40 lb. LP gas bottles ☒ Automatic LP change-over ☐ 220 amp auxiliary battery ☐ Battery gauge ☐ Slide out battery tray ☐ Hour meter ☒ Water and holding tank gauge ☐ City water hookup ☒ Built-in vacuum cleaner. ☒ Twin forced air ducted heating system. (D-28CII only. Single on all other units)





# Anatomy of a Motor Home

- 1 Thermo-Panel\* Construction in door
- 2 Stainless steel double sink
- 3 8 roomy overhead cabinets for storage
- 4 Deluxe 4-burner gas range with eye-level oven and vent
- 5 7 cubic foot gas/electric refrigerator
- 6 Forced air ducted heating
- 7 Automotive heater
- 8 Thermo-Panel\* Construction for roof, floor and walls with lifetime warranty
- 9 66 gallon pressurized fresh water storage with wall mounted pressure gauge and 12-volt water pump
- 10 6 gallon water heater operates from either LP gas or engine coolant system that automatically heats water as you drive
- 11 12 volt/110 volt converter
- 12 4000 watt Onan auxiliary power plant
- 13 Deluxe wall-to-wall carpeting
- 14 Steel cross members under floor
- 15 Built-in lavatory with deluxe medicine cabinet
- 16 Flexible phone head shower
- 17 Marine type toilet
- 18 Moulded Fiberglass bath tub
- 19 Aluminum underbelly
- 20 Seat belts for all passengers
- 21 Dual rear wheels
- 22 Polyfoam dinette cushions have stain resistant fabric (Dinette converts into a bed)
- 23 Unique boxed in padded dinnette backs prevent cushions from flopping out
- 24 Convenient slide out battery tray with 220 amp battery and 70 amp battery
- 25 Rear full length divider curtain with nylon rollers
- 26 Deluxe contoured swivel bucket seats are upholstered with quilted fabric inserts and heavy-duty vinyl for both driver and co-pilot
- 27 Twin fresh air vents for good air circulation
- 28 Power brakes
- 29 Power steering
- 30 3-speed automatic transmission





# me D-24 Chieftain


- 31 Front end access door for both water and oil refill
- 32 Dodge M-375 chassis with V-8, 413 cubic inch engine
- 33 Safety tinted glass windows
- 34 Map reading light
- 35 Thick padded dash
- 36 Extra large right and left side rear view mirrors
- 37 Accordion style fold-away front bunk bed with foam mattress and twin reading lights over driver's compartment
- 38 Styrofoam\*\* brand foam insulation throughout
- 39 Power roof vent
- 40 10,000 BTU roof mounted air conditioner
- 41 Built-in vacuum cleaner

*All descriptive and pictorial representations of the products in this brochure are believed to be current at the time of publication. However, due to changes in suppliers, design and production, accuracy cannot be guaranteed. Therefore, equipment, colors, material specifications and model availability are subject to change without notice. Please contact your Winnebago dealer for current model specifications.*

*\*Thermo-Panel and Kap are registered trademarks of Winnebago Industries, Inc.*

*\*\*Styrofoam is a registered trademark of the Dow Chemical Company.*

**ABOUT OUR BROCHURE COVER:** An appropriate background for Winnebago's revolutionary D-28 CHIEFTAIN II is the elegant Boone Hall Plantation. The mansion, in Christ Church Parish, South Carolina, was originally built in 1676 and was used in filming portions of the epic motion picture "GONE WITH THE WIND." Boone Hall characterizes the lavish elegance of an era of gracious living. You may tour Boone Hall any time you travel the Winnebago route.











# Optional Equipment































































































This year Winnebago makes it easy for you to select the optional equipment items that offer maximum comfort and convenience. Based on years of actual customer orders, we now offer optional equipment packages of those items most frequently asked for.

The color codes used will help you identify the items available in option packages A through F.

example, if you select option package "C", you get all the items indicated in light blue on the accompanying chart.

You may, however, select any single listed option or any of the option packages described.

Option package A	
Option package B	
Option package C	
Option package D	
Option package E	
Option package F	

OPTION	D-22C						D-24C/CL*						D-27C					
	A	B	C	D	E	F	A	B	C	D	E	F	A	B	C	D	E	F
Double co-pilot seat <i>(also available on D-28 CII)</i>																		
Spare tire																		
Trailer hitch																		
① FM-Stereo tape																		
TV antenna																		
Luggage rack and ladder																		
② 5000 watt Onan generator <i>(standard on D-28CII)</i>																		
Bolsters <i>(2 sets)</i>																		
Water purification system <i>(standard on D-28CII)</i>																		
Full gauchó																		
Rear bunk																		
Left bunk																		
Rear fold down bunk <i>(not available on D-24C and D-28CII)</i>																		







Optional equipment items listed at right are available for purchase individually or in combination with any of the option packages.

\*D-24CL available only with option package B, D, and E. (Except bolsters in option package B)

- ③ Limited slip rear axle
- 12,000 BTU 110 volt air conditioning
- Monomatic toilet "A"
- Monomatic toilet "W"
- ④ Automotive air conditioning  
*(standard on D-28CII)*
- Luggage rack and ladder  
*(standard on D-28CII)*
- Front overhead cabinets  
*(replaces front bunk, no charge)*
- Snow tires  
*(exchange per tire)*
- Single set of bolsters
- Convex mirrors
- Short pile carpeting  
*(no charge option)*

- Wheel covers
- Galley extension  
*(standard on D-22C; not available on D-28CII)*
- Roll out side awning
- ⑤ Mor-Ryde rubber suspension
- Glide away front double bunk  
*(sleeps two)*
- Twin bunks  
*(D-24C only)*
- Bunk ladder
- ⑥ ThermoSan waste disposal system
- Undercoating
- Battery charger with voltage converter
- Special instrument panel







# D-28C II

Our limited edition D-28 CHIEFTAIN II is certainly not for everyone. Not everyone can appreciate the extraordinary features of this, the most elegant, the most luxurious motor home we have ever offered.

A spacious floor plan divides the rear bedroom suite from the kitchen and forward social area. Outstanding sleeping accommodations include a Sealy Posturepedic innerspring mattress for

the master bedroom, twin wall mounted reading lamps and bedside tables.

A separate combination dressing room and elegantly appointed bathroom extends the full width of your CHIEFTAIN II. Twin wall mounted lamps frame a huge vanity mirror. Water resistant carpeting graces the bathroom floor which leads to the striking combination Fiberglas tub and shower compartment.

An "L" shaped kitchen





# D-27 C

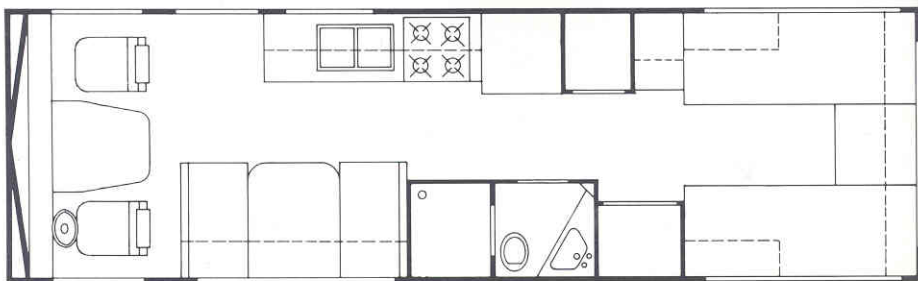
For years our D-27 CHIEFTAIN has led the motor home industry in offering the ultimate in motor home travel luxury. For 1972 we again offer the superb elegance of the D-27C.

The private rear bedroom offers penthouse appointments with twin beds, center night stand, and wall mounted reading lamps. During the day, this lounging area affords

you the pleasures of refined entertaining.

A huge color coordinated Fiberglas shower and lavatory offers both privacy and functional liveability. The complete kitchen and handsome dining area reflect your good taste.

The D-27 CHIEFTAIN has long been a hallmark of motor home travel luxury. And it will obviously continue to set standards for the motor home industry for years to come.





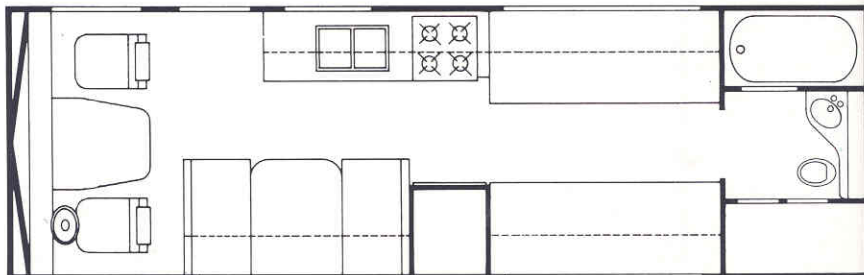
# D-24C

The popular full width rear bathroom floor plan is available in this, our D-24 CHIEFTAIN. Inside, a moulded Fiberglas bath tub and combination shower is an attractive, welcomed addition to motor home travel. A built in vanity and deluxe medicine cabinet are a few of the other thoughtful standard equipment

features of the D-24C. A folding bathroom door easily converts the rear bath to a cozy dressing room.

A roomy social area offers you and your traveling companions gracious facilities. For evening, the glide out gauché is quickly turned into a comfortable bed.

Whether it's a weekend fishing trip or winter trip to the Florida Gold Coast, the D-24 CHIEFTAIN will more than live up to your motor home dream.





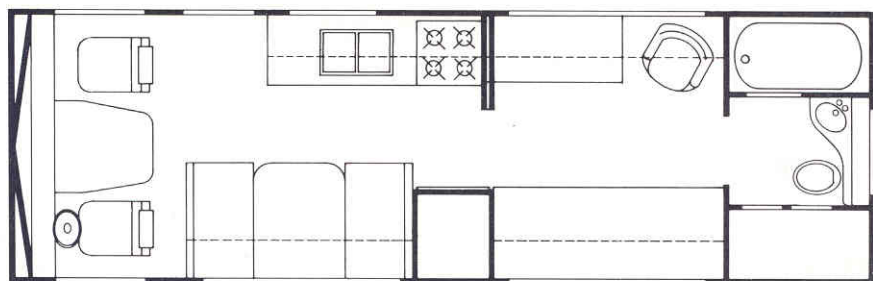

# D-24 CL

The D-24CL is a slightly modified version of the D-24C. In place of facing gaucholounges, the D-24CL provides a single gaucholounge that converts into a double bed. Facing it is a built-in dresser and a single upholstered swivel lounge chair.

This unique arrangement, if preferred, is available at no additional price. And it again proves that Winnebago provides a motor home for every individual taste.

## D-24C Specifications:

Length, 24'5" / Width, 7'6" / Height, 10' 1" / Dodge M-375 chassis / 159" wheel base / Tires, 7.50 x 17, 8-ply front and dual rear wheels / Alternator, 60 amp / 70 amp-hour battery / 413 cubic inch engine / V-8 / 265 horsepower / Positive crankcase ventilation system / 3-speed automatic transmission on dash / Power steering / Power brakes.





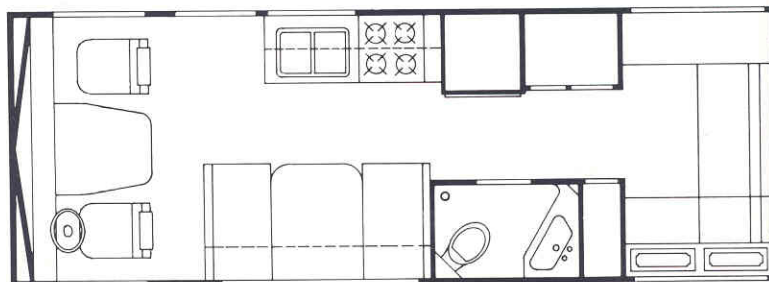
# D-22 C

Exquisite wall-to-wall carpeting gives the D-22 CHIEFTAIN an impressive aura of plushness. The roomy floor plan includes full width rear gauchos for socializing or relaxation.

With standard CHIEFTAIN automotive features you'll find this 22'2" motor home a pure and simple delight to drive. It corners easily, parks smartly, and can cruise at turnpike speeds for those long vacation trips. The D-22 C is a wise choice.

## D-22C Specifications:

Length, 22' 6" / Width, 7'6" / Height, 10' 1" / Dodge M-375 chassis / 137" wheel base / Tires, 7.50 x 17, 8-ply front and dual rear wheels / Alternator 60 amp / 70 amp-hour battery / 413 cubic inch engine / V-8 / 265 horsepower / Positive crankcase ventilation system / Power brakes / Power steering / Automatic transmission.







Winnebago Industries, Inc., designs, engineers, and builds a complete line of outstanding recreation vehicles. With the nation's largest and strongest network of dealers, Winnebago commands an enviable reputation for product availability, quality workmanship, and service. You'll find an authorized dealer close at hand no matter where you might be traveling.

Winnebago is a publicly owned company and in 1970 began trading its stock on the New York Stock Exchange. All products are backed by a financially strong and well respected company that continues in its role as the industry leader.

Winnebago continues to outsell all other motor home manufacturers. The reason is simple enough. We offer you the best recreation vehicle at the lowest possible price. Winnebago combines raw material buying power with mass production efficiency and vertical integration. Vertical integration simply means that Winnebago manufactures most of its own component parts. That saves money, and insures that all components meet our own high standards of quality and workmanship.

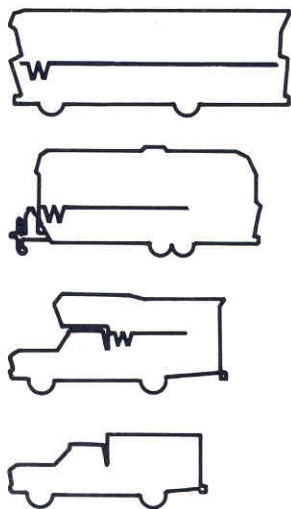
**BRAVE:** For the high spirited young at heart, Winnebago offers the BRAVE line of motor homes. There's the D-18 Minnie Winnie, a fully self-contained motor home at the industry's best price. And there are other BRAVES economically priced; yet big in value.

**INDIAN:** Winnebago offers a choice of two outstanding INDIAN motor home models. Either model offers you more comfort and convenience features as standard equipment than any other motor home at a comparable price.

**TRAILERS:** A variety of trailer lengths and versatile floor plans await your personal inspection.

**CAMPER COACHES:** Winnebago offers the perfect camper coach for your individual needs.

**KAP<sup>®</sup> PICKUP COVERS:** Because we offer more models, there's a Kap<sup>®</sup> Pickup Cover that will fit your specific needs.







Your authorized Winnebago dealer is:

