

Winnebago Superchief





Superchief 31RQ.

Introducing Superchief. The motor home that gives you more capacity to enjoy the great outdoors.

The new Winnebago Superchief™ basement motor home was built from the ground up. While some other motor home manufacturers are trying to fit bus design storage into their traditional designs, Winnebago created a truly integrated basement motor home. So it looks like a basement motor home should and works like only a Winnebago could.

1. 31RQ Exterior. Like all the Superchiefs, the 31RQ has distinctive proportional styling. The roof is crowned for



strength and rain run-off. The large tinted windshield allows for a wide field of vision. The driver's door is standard. And the exterior of the Thermo-Panel® sidewalls are made of one-piece Mende board fiberglass for a better finish.

2. Rear Cap. The finishing touch on the Superchief is its attractive single-piece, fiberglass rear cap. It seals tightly and provides excellent insulation and extra storage.

3. Exterior Storage. The storage bays on the Superchief are wide and roomy and offer excellent accessibility to the fluid



tanks. They're covered with tough, wear-resistant carpeting and feature insulated doors that close with the precision you'd expect from a well built car door. And they are heated for cold weather.

4. Rear Cap Storage.

To achieve maximum space use, behind the rear cap you not only have your spare tire, but storage bins as well.




5. Entrance Door. The two-riser doorstep and entry-assist handle make it easy to get into and out of the Superchief, and the doorstep retracts automatically when the door is closed. The extra-wide door is solid and features a dead-bolt and second lock for safety and protection. And there is an exterior light for safety after dark.



6. Dump Valve Compartment. Winnebago even found a better way to handle emptying your holding tank. The hose is stored conveniently in the same compartment. The valves are at a comfortable height. And the area is lined for easy cleaning with a hose.

7. Radial Tires/Mud Flaps. To improve fuel economy, handling and safety, radial tires and rear mud flaps are standard on the Superchief.









Superchief 31RQ.





Until now, you had to settle for less motor home to get more storage.

The concept of having more storage room is great, unless you have to sacrifice the comforts and features that brought you to motor homing in the first place. The Superchief doesn't sacrifice these comforts, it furthers them. Within Superchief's spacious interior you'll find added features like a full carpet pad and an easier-to-clean, noise-insulating padded ceiling. Clearly, Superchief brings a new sense of elegance and luxury to basement motor homes.

1. Glove Compartment. To keep maps, gloves and notebooks, the Superchief's glove compartment is within easy reach. It features a latch to keep your items secure while traveling.



2. Galley. Superchief's full featured galley has four burners for cooking a variety of courses all at once, a convection/microwave oven that is as great at roasting meat as it is at popping popcorn and a monitor panel that gives you the status of all your systems.

3. Storage Drawer. Winnebago's unique storage drawers are perfectly designed for the motor home lifestyle. They clean easily. They can be used to transport items to and from the house. And they slide smoothly for easy daily use.



4. 31RQ Interior. The innovative floorplan of the Superchief 31RQ gives you a front companion seat that swings around to become a second seat in the lounge. It has both a convertible couch and a dinette. And in the rear, you have your choice of a queen-sized bed or twin beds.



5. Television and VCR. Located above the cockpit area for easy viewing, the optional TV and VCR system with cable hook-up lets you enjoy your favorite entertainment.

6. Driver's Seat. The Superchief driver's seat slides to the most comfortable position, tilts to the proper angle and has a lumbar support system that helps prevent fatigue on long trips. And the driver's life is made even easier by a standard driver's door and optional deluxe steering wheel.



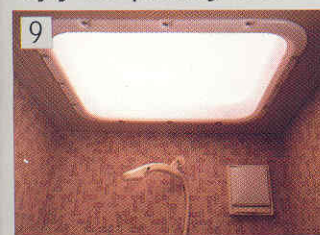
7. AM/FM/Cassette Stereo. Not only does the Superchief look good, it sounds good. With the optional AM/FM/cassette stereo, you can listen to your favorite music in both the cockpit and lounge areas. It features scanning, electronic tuning and auto reverse.



8. Lounge Chair. Built by Winnebago's own Stitchcraft Corporation, the wide, comfortable lounge chair has levers within the armrests that allow you to control the sliding and reclining. It is covered with an attractive, yet durable, fabric.



9. Shower Skylight. With Superchief's shower skylight, you can enjoy the privacy of an indoor shower with additional head-



room and an open-air feeling.

10. Bath. The bath has all the conveniences you expect from a home. The extra-large shower has a flexible shower head and a glass door. And brass-tone fixtures add a nice, elegant touch.



11. Overhead Cabinets. Throughout the Superchief, you'll find handsome cabinets with solid oak, not hollowcore, doors. At Winnebago's own woodshop, they have been hand rubbed and coated with a premium stain and varnish. They feature sturdy overhead props and decorative hardware.



12. Galley Storage. Having the finest cooking facilities




is only useful if you are able to bring plenty of groceries with you. The storage in Superchief's galley gives you plenty of room for all your ingredients.

13. Under-Bed Storage. Rather than make the under-bed storage area accessible through the side, Superchief's lift-up bed gives you full access to the storage area from above. Pneumatic-assist cylinders make the bed easy to lift and hold it securely in the up position.



14. Wardrobe. The carpeted and lighted wardrobe is designed to conveniently organize your clothes. The bar lets you keep your hanging clothes wrinkle-free on your travels.

15. Dinette. The dinette works double-time. As a table, its leg is held securely in place with a floor bracket. It then can be converted easily into a comfortable bed. Beneath, there are two handy storage areas.





16. Bedroom. Superchief's bedroom is a great place to catch a full night's sleep or a quick afternoon's nap. The Sealy Posturepedic® mattress is wide and plush. The reading lights let you read into the night without disturbing others. And overhead there's ample storage room for clothes, blankets and bed linens.

17. Bedroom Vanity. The oak bedroom vanity is the perfect place to store books and knickknacks. It also has a wood-framed mirror.



18. Lounge Area. The lounge area is a great place to read or play games on the road, dine, visit or entertain friends in camp.



19. Refrigerator. Because it is flush to the wall, Superchief's large refrigerator is neatly out of the way for your convenience. It operates on LP, DC or AC. And it is secured to steel mounts for added safety.

20. 27RQ Exterior. The Superchief 27RQ brings extra storage capacity, advanced styling and Winnebago quality to the 27-foot class.



21. 27RQ Interior. The lounge of the 27RQ features a convertible couch or dinette, a swivel companion seat and a queen-sized bed or twin beds in the back.



When you own a Winnebago Superchief, you are backed by programs that are simply not available through other manufacturers. Your dealer has full details on Winnebago's nationwide service network, extensive warranty and optional Traveler's Protection Plan.

And to help you make an informed purchase, Superchief's price sticker gives you the base price and the price of each option.

Owning a Superchief also entitles you to belong to the Winnebago-Itasca Travelers Club. The club offers special programs tailored specifically to the needs of motor homers like insurance plans, mail forwarding, exclusive rallies and caravans—even a national credit card.

Our cabinet doors are oak. They're built to our exacting specifications by our own craftsmen, who hand rub the finish meticulously.

The crowned roof provides strength and excellent water runoff.

Steel tie-downs hold appliances in place for added safety.

Attractive fabrics are protected against fade and wear.

The safety glass windshield is mounted into a steel frame with non-hardening sealants.

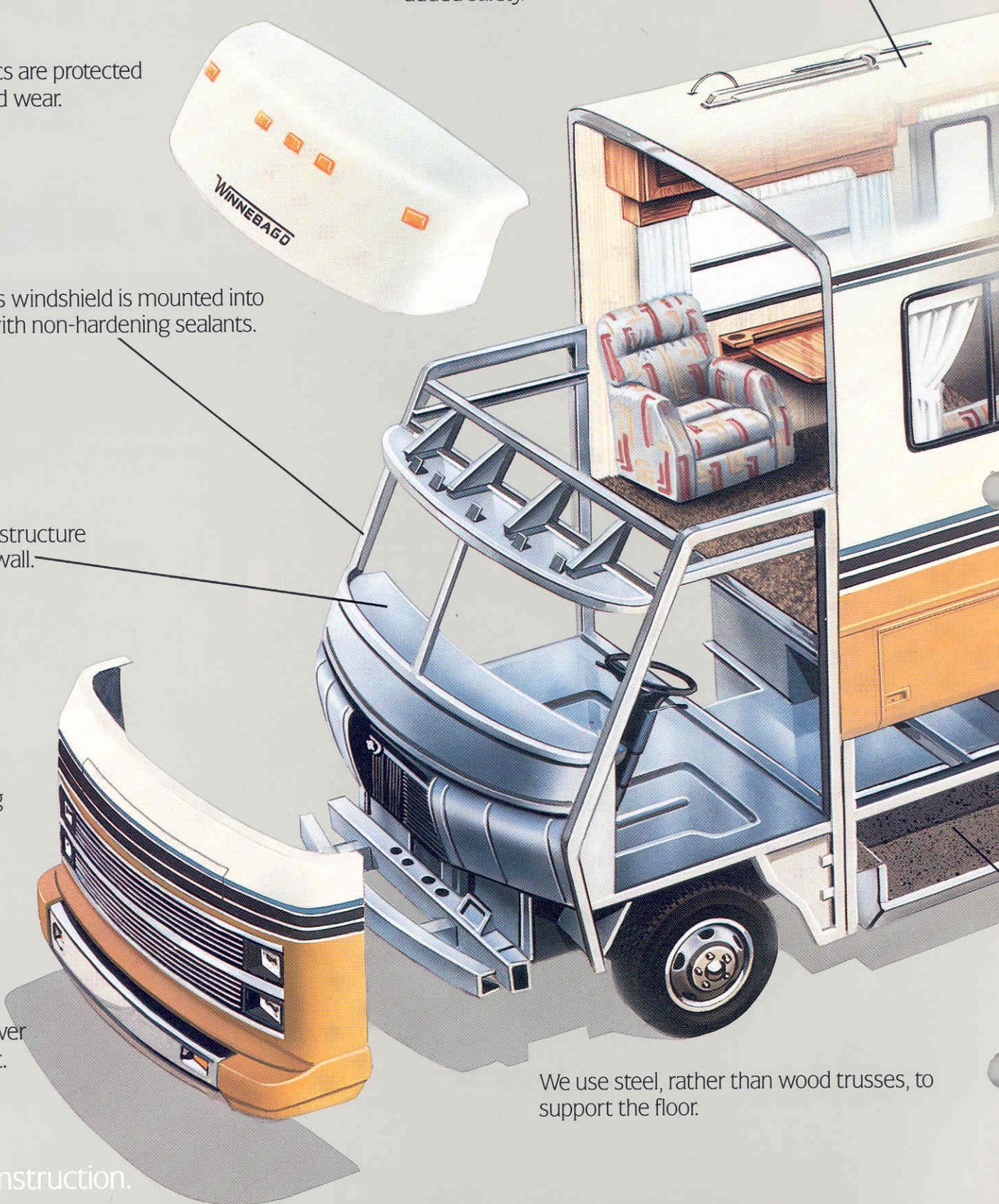
Steel front cab structure has a steel firewall.

Non-hardening sealant throughout.

The engine cover is fire resistant.

We use steel, rather than wood trusses, to support the floor.

Superchief Construction.



The walls and roof are built around a rigid structure of steel.



Steel outriggers and full-length leveling rails are welded directly to the chassis for a firm coach foundation.

Our Thermo-Panel sidewalls revolutionized the way RVs were built. They're light, tight, fully insulated; one piece construction with Mende board fiberglass for a better finish and stronger lamination.

Rear wheel wells are tough, rustproof plastic.

Storage compartments are lit and lined with attractive, wear-resistant carpeting.

All fluid systems are integrated between the floor and subfloor.


Aluminum trim is electrostatically painted and baked for a smooth, lasting finish.

Reinforced deadbolt lock with individual combination on the main entrance door.

Floors and walls are connected solidly with our unique locking-joint construction.

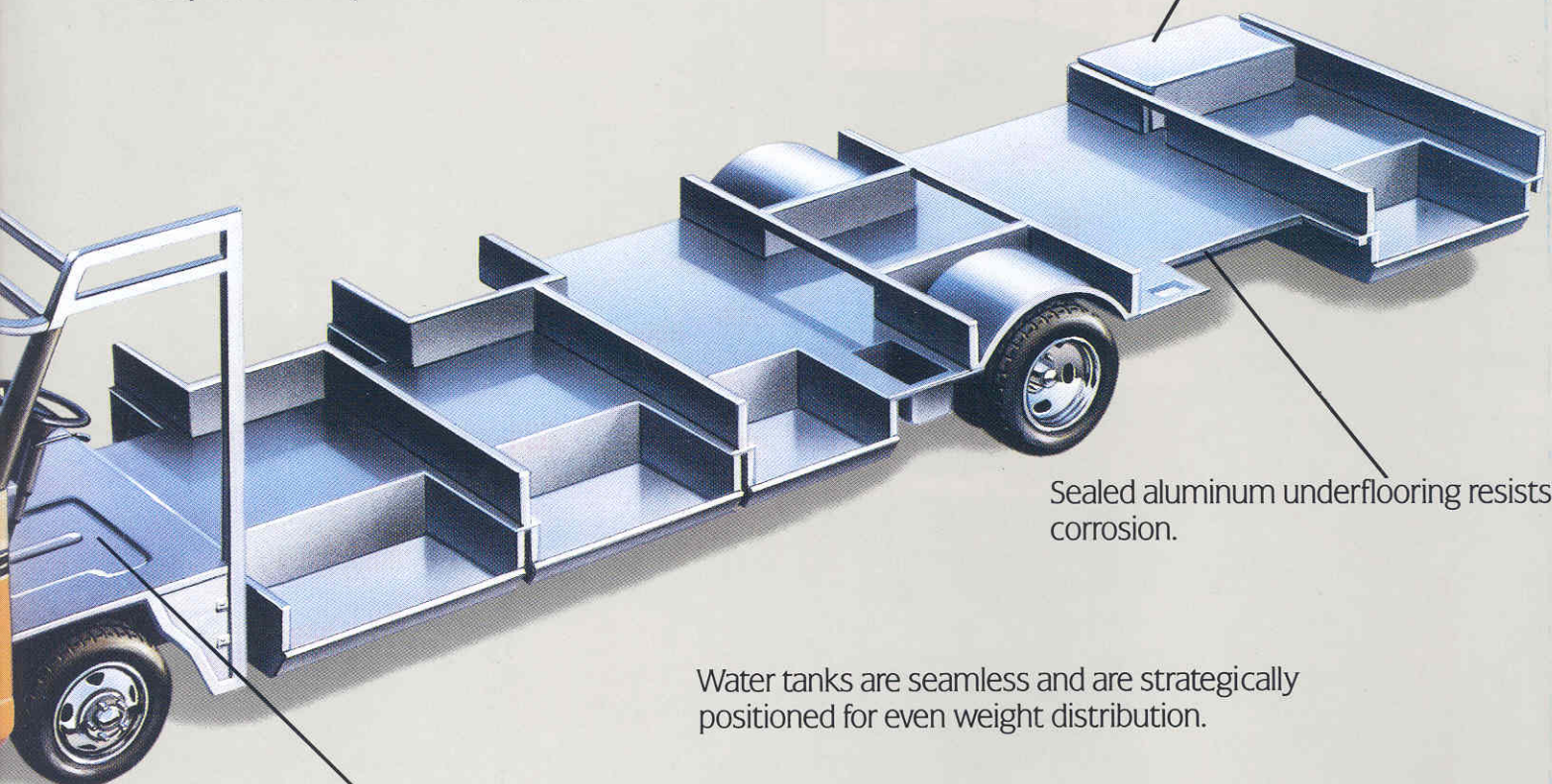
Computer aided design helps ensure proper balance and weight distribution.

Passes or surpasses all state, federal and industry regulations and codes.



For added safety, your generator is encased in a steel compartment.

Critical steel parts are cleansed with acid, rustproofed and primed with paint.



Sealed aluminum underflooring resists corrosion.

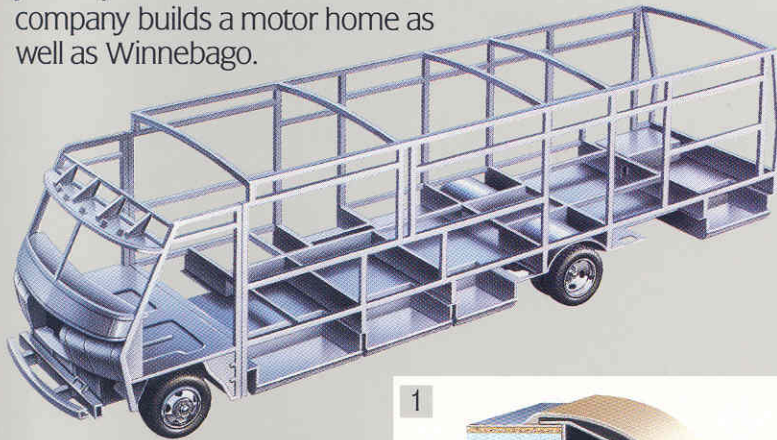
Water tanks are seamless and are strategically positioned for even weight distribution.

The front floor and dash substructure are solid steel.

The straps that hold the water tanks are bolted down.

The first high-storage motor home that comes loaded.

Far too many motor home companies are preoccupied with giving you gizmos and gadgets without concern for the safety and durability of their motor homes. With experience, high technology and innovation, Winnebago is able to give you the features you desire and the quality and safety you require. Take a close look. You'll find that no company builds a motor home as well as Winnebago.



1. Metal Framework.


Like every home, the frame of a motor home is of utmost importance to its durability and safety. The Superchief surrounds the driver and passengers with a solid framework of steel and aluminum. Important steel parts have been cleansed, rustproofed



and primed to provide structural integrity for years to come. Our exclusive locking joint construction holds everything firmly in place and provides an outstanding seal against the elements.


2. Fuse/Breaker Panel.

Below the dashboard, the fuse/breaker panel gives you immediate access to your electrical system. Each fuse is clearly labeled.



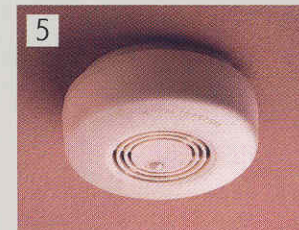
3. Sidewall Construction.

Our Thermo-Panel® sidewalls are one of the great advances in motor homing. They are built with a single-piece Mende board exterior, Styrofoam® and tubular steel core and an interior plywood facing. Compared to ordinary sidewalls, they are 2 to 3 times stronger and 36% lighter. And they are advanced enough to keep your motor home warm in the winter and cool in the summer.



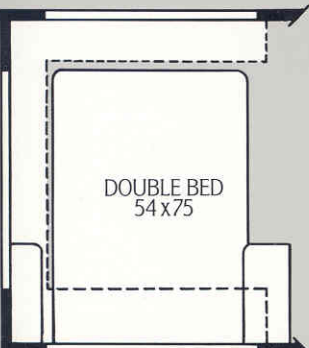
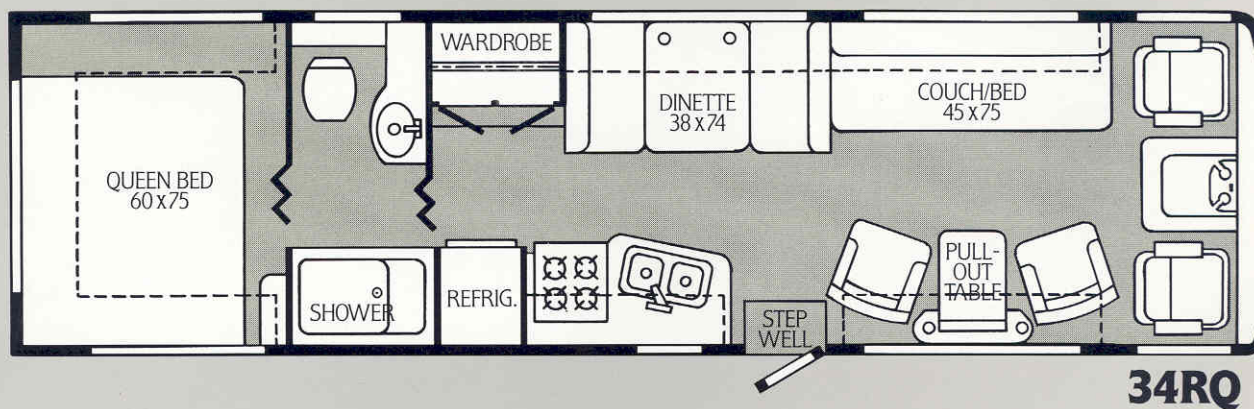
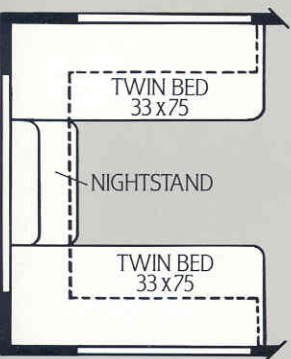
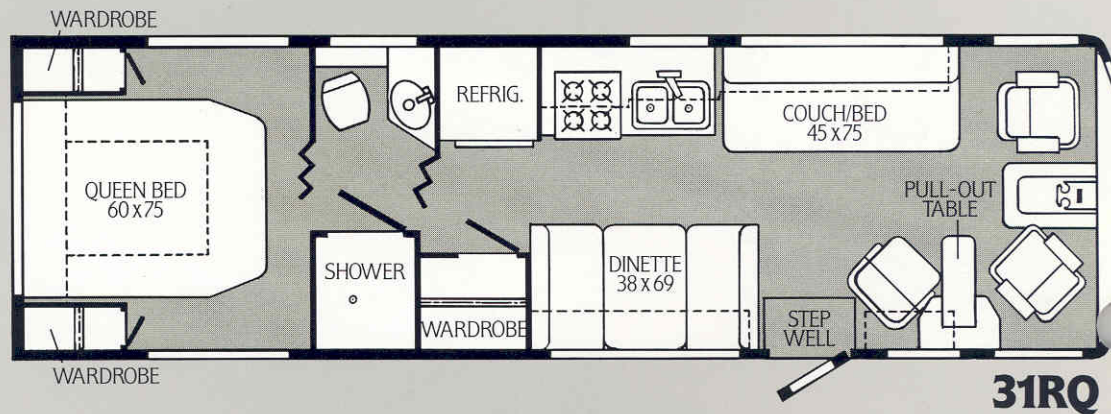
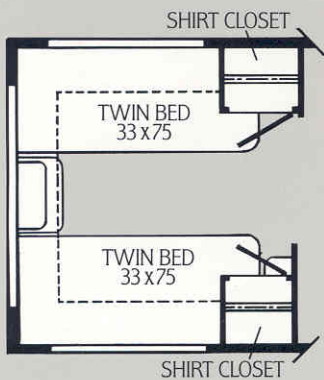
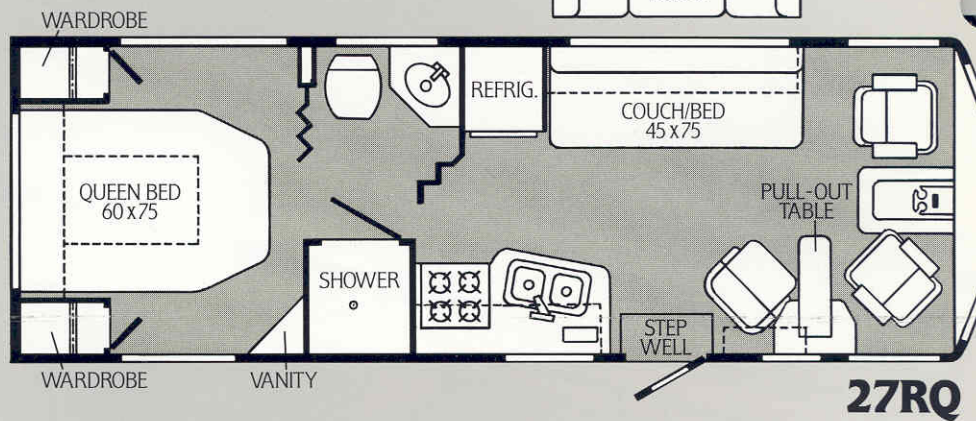
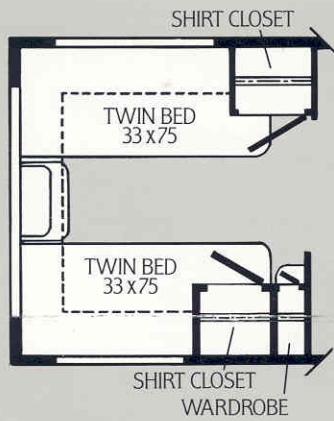
4. Battery Compartment.

Another example of outstanding space use is the battery compartment beneath the entrance step. It's easy to get at, yet it is protected from the elements.

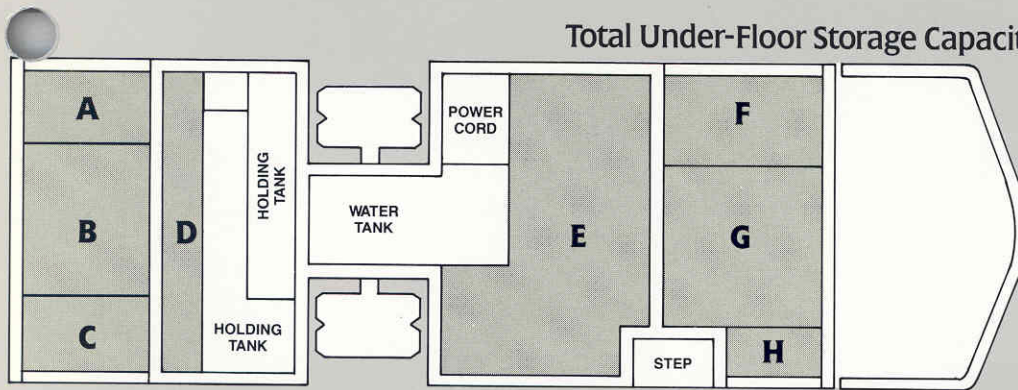


5. Smoke Alarm.

No other motor home manufacturer goes as far to better federal and industry safety regulations. Every motor home Winnebago builds has a fire extinguisher and smoke detector. Firewalls are made of steel, not wood. The ground fault interrupter protects against electrical shock. And a detector indicates LP leaks.



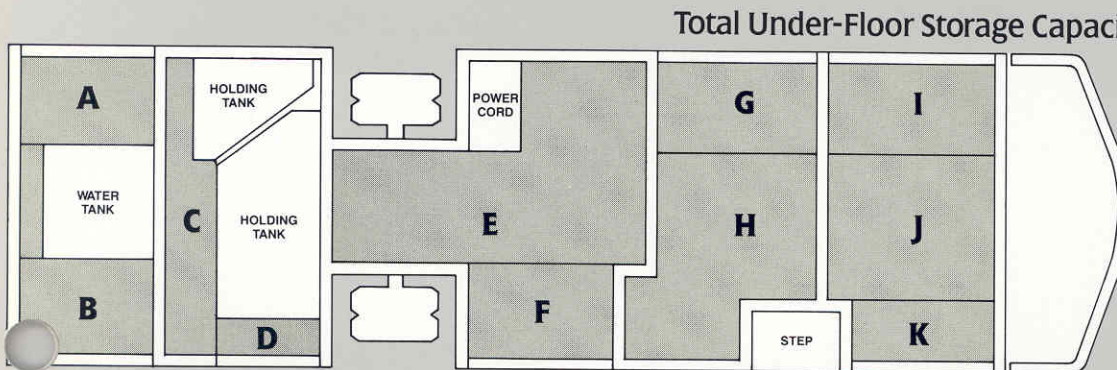
Note: Dimensions shown are for sleeping area



Total Under-Floor Storage Capacity: 107.3 cubic feet

- A. 4.40 cubic feet
- B. 23.70 cubic feet
- C. 4.40 cubic feet
- D. 5.15 cubic feet
- E. 20.30 cubic feet
- F. 12.10 cubic feet
- G. 30.00 cubic feet
- H. 7.25 cubic feet

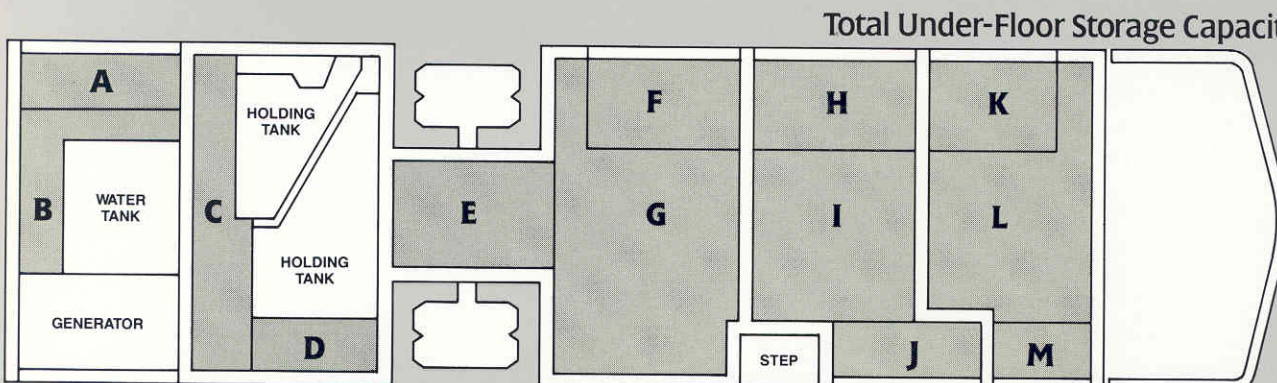
27RQ



Total Under-Floor Storage Capacity: 139 cubic feet

- A. 7.31 cubic feet
- B. 23.32 cubic feet
- C. 7.97 cubic feet
- D. 23.24 cubic feet
- E. 9.50 cubic feet
- F. 6.72 cubic feet
- G. 30.37 cubic feet
- H. 4.30 cubic feet
- I. 7.05 cubic feet
- J. 9.61 cubic feet
- K. 9.61 cubic feet

31RQ



Total Under-Floor Storage Capacity: 159.64 cubic feet

- A. 4.70 cubic feet
- B. 6.50 cubic feet
- C. 9.49 cubic feet
- D. 4.30 cubic feet
- E. 6.75 cubic feet
- F. 7.70 cubic feet
- G. 31.70 cubic feet
- H. 9.20 cubic feet
- I. 25.80 cubic feet
- J. 9.20 cubic feet
- K. 9.20 cubic feet
- L. 30.50 cubic feet
- M. 4.60 cubic feet

34RQ

Specifications.

SPECIFICATIONS*	27RQ	31RQ	34RQ
Length	27'11"	32'0"	33'7"
Exterior Height w/Roof Air	11'4"	11'6"	11'6"
Exterior Width	8'0"	8'0"	8'0"
Interior Height (Max.)	6'8"	6'8"	6'8"
Fuel Capacity (Chevy/Deere)	80/NA	80/90	80/90
Fresh Water Capacity (Gal. w/Heater)	50	66	66
Holding Tank Capacity (Gal. Main/Aux.)	28/38	29/55	29/55
LP Capacity (Lbs.)	80	80	80
Chevy Sleeping Capacity (STD/OPT)	4/5	5/5	5/5
Deere Sleeping Capacity (STD/OPT)	NA	5/6	5/6
GVWR (Chevy/Deere Lbs.)	15,000/ NA	15,000/ 15,600	15,000/ 16,000
Wheelbase (Chevy/Deere)	158"/NA	190"/190"	208"/208"
7 Radial Tires (Chevy/Deere)	8RX19.5D/ NA	8RX19.5D/ 8RX19.5D	8RX19.5D/ 8RX19.5F

VARIABLE FEATURES*:	27RQ	31RQ	34RQ
Electronic Ignition Furnace (BTUS)	24,000	34,000	45,000
Dinette	OPT	STD	STD
Flip-Up Galley Extension	STD	NA	STD
Queen Bed Pneumatic Lifts	STD	STD	NA

STANDARD AUTOMOTIVE FEATURES*:

Chevy Chassis (454 V-8 Gasoline Engine, Coil Spring Front Suspension w/Aux. Air Springs and Leaf Spring Rear Suspension, 120-Amp. Alternator, 630-CCA Battery) or John Deere Chassis (460 V-8 Ford Gasoline Engine, I-Beam Front Axle w/Leaf Spring Front and Rear Suspension, 100-Amp. Alternator, 525-CCA Battery), Dual Rear Wheels, 3-Speed Automatic Transmission w/Cooler, Power Assist Steering, Cruise Control, Automotive Air Conditioning, Sidetrim Panels, Cigarette Lighter, Oak Beverage Tray, Blackout Curtain, Emergency Start Solenoid, Map Light, Remote Hood Release, Rearview Mirror, Deluxe Bucket Seats (Reclining, Armrests, Seat Belts, Swivel/Slide Pedestals, Remote Control Lever), AM/FM Stereo w/Four Speakers, Driver's Door w/Roll-Up Window and Map Light Switch, Multi-Adjustable Sunvisors, Front Wraparound Curtain, Battery Voltmeter and Vacuum Gauges, Tilt Steering Wheel, Multi-Functional Signal Lever (Intermittent Wipers/Washer, High/Low Beam).

APPLIANCES/SAFETY FEATURES*:

Direct Drive Water Pump, Microwave/Convection Oven, 4-Burner Range Top, 3-Way Large Double-Door Refrigerator, Powered Range Hood w/Deluxe Monitor Panel, Double Stainless Steel Sink w/Butcher Block Cover, 6-Gal. Electronic Ignition Water Heater, Fire Extinguisher, Smoke Detector, Ground Fault Interrupter, LP Leak Detector.

INTERIOR FEATURES*:

Posturepedic Mattress, Bedroom Wall Lamps, Bedspread, Pillow Shams, Soap Dish, Brass-Tone Bathroom Faucet, Shower Light, Marine Toilet, Mirrored Medicine Cabinet, Mirrored Wardrobe Doors, Shower (Flexible Shower Head, Door and Skylight), Removable Clothes Rod, Make-Up Lights, Towel Holder, Tissue Holder, Powered Lavatory Vent, 2 Coach Vents, Carpeting w/Foam Pad, Carpeted Wardrobe Shelves, Ceiling Lights, Lighting Package (Wardrobe and Aisle Courtesy Lights), Divider Doors (Bath/Galley, Bath/Bedroom), Padded Ceiling, Fluorescent Galley Lighting, Wall Lamp in Lounge, Plastic Drawers, Drawer to Accommodate Silverware, Magazine Rack, Fold-Down TV Stand, Entry Assist Strap, Spice Rack, Wastebasket, Over-Cab Storage Cabinet, Oak Valance w/Gathered Insert Side Panels and Pleated Blinds in Galley and Bath Areas, Oak Valance w/Gathered Insert Full Drapes and Pleated Blinds in Lounge and Dining Areas, Padded Valance w/Side Panels and Pull Shade in Bedroom.

EXTERIOR FEATURES*:

Assist Handle, Storage Doors w/Paddle Latches and Door Hold-Ups, Screen Door, Electric Entrance Step (Double), Converter/Battery Charger w/Exterior Power Cord, Lighted and Carpeted Storage Compartments, Secondary Dead-Bolt Entrance Door Lock, 110-Volt Outlet, Lockable Fuel and Water Fill Doors, 2 Deep Cycle Batteries, Generator Prep Kit, Porch Light, Sewer Hose and Storage, Tire Tools, All Tinted Windows, Bright Bumpers, Rear Mud Flaps, TV Antenna w/2 Jacks and Cable Connection, LP Tank, Rearview Mirrors, Wheel Covers, Luggage Rack and Ladder, Trailer Towing Package, Extensive Warranty.

OPTIONAL FEATURES*:

Custom Steering Wheel, Floor Mats, Electronic Instrument Panel, Electronic Tuned AM/FM/Cassette Stereo w/Digital Clock and 4 Speakers, Deluxe Reclining Double Copilot Seat, 6-Way Power Driver's Seat, Rear Window Wiper/Washer, Aux. Battery Disconnect Switch, Blender, Vacuum Cleaner, Decorator Kit, Powered Vent, Woven Wood Shades w/Side Panels, Television and VCR w/Switch System, Water Purification System, Front Pull-Down Bunk, Motoraid and Rear Auto Heater, Larger Furnace, 4,000-Watt Low Profile Generator, 6,500-Watt Low Profile Generator, 13,500-BTU Roof Air, 2nd Roof Air Unit, Aux. Defroster Fan and Switch, Chrome Air Horns (50' Hose w/Air Chuck, Gauge and Fittings), Spot Light, Fog Lamps, Stainless Steel Wheel Liners, Rear Air Bags w/2 Front Stabilizer Shocks, Undercoating, Traveler's Protection Plan #.

*In Canada, contact your dealer for availability.

*Not all standard features or options are available on all models. See your dealer for the availability of specific options.

Winnebago's continuing program of product improvement makes specifications, equipment, model availability and prices subject to change without notice. Some items shown may be extra cost options.

For Winnebago sales and service, contact: