

# ITASCA




# SUNRISE









**THERE'S A BEAUTIFUL  
NEW SUNRISE ON THE  
HORIZON...AND IT'S  
FROM ITASCA.**



Wake up to a new day in affordable Class-A motor homing. The all-new Itasca Sunrise<sup>®</sup> is on the rise. And it's starting to shine. The only thing that Winnebago Industries left out when creating this great new motor home was a high price tag.



There are a lot of Class-A's out there that can give you the space you're looking for, including the Itasca Sunrise. But when it comes to combining things like style, construction and quality at an affordable price, the competition is still asleep. Not so with Sunrise.



A full welded-steel support grid. A choice of two contemporary interior decors and sharp exterior graphics. An improved aerodynamic design with increased driver and passenger visibility. A choice of three full-featured floorplans to suit your lifestyle. A competitive price. Sunrise has it all.



And, like all Itasca motor homes, it's built with the time-tested technology that has made Winnebago Industries the most trusted name in the business.




The 1992 Itasca Sunrise. It's guaranteed to awaken your spirit of adventure. Test drive it this morning.





The driver's seat position and a low dash promote comfort and visibility. The panoramic windshield is mounted in a full-steel support structure for durability and safety. Both of the front seats can be reclined, swiveled and slid for maximum comfort. Armrests and additional lumbar support make long trips a joy. Solidly mounted in the steel cab framework, three-point retracting lap and shoulder belts are cab standards.



The instrument pod tilts upward for easy service access. Large, easy to use rocker switch controls are at your fingertips. Emergency start solenoid, intermittent wipers and a radio power-selection switch come with every Sunrise. A master battery disconnect switch for care-free coach storage is optional.

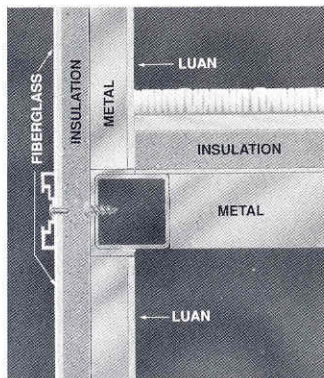
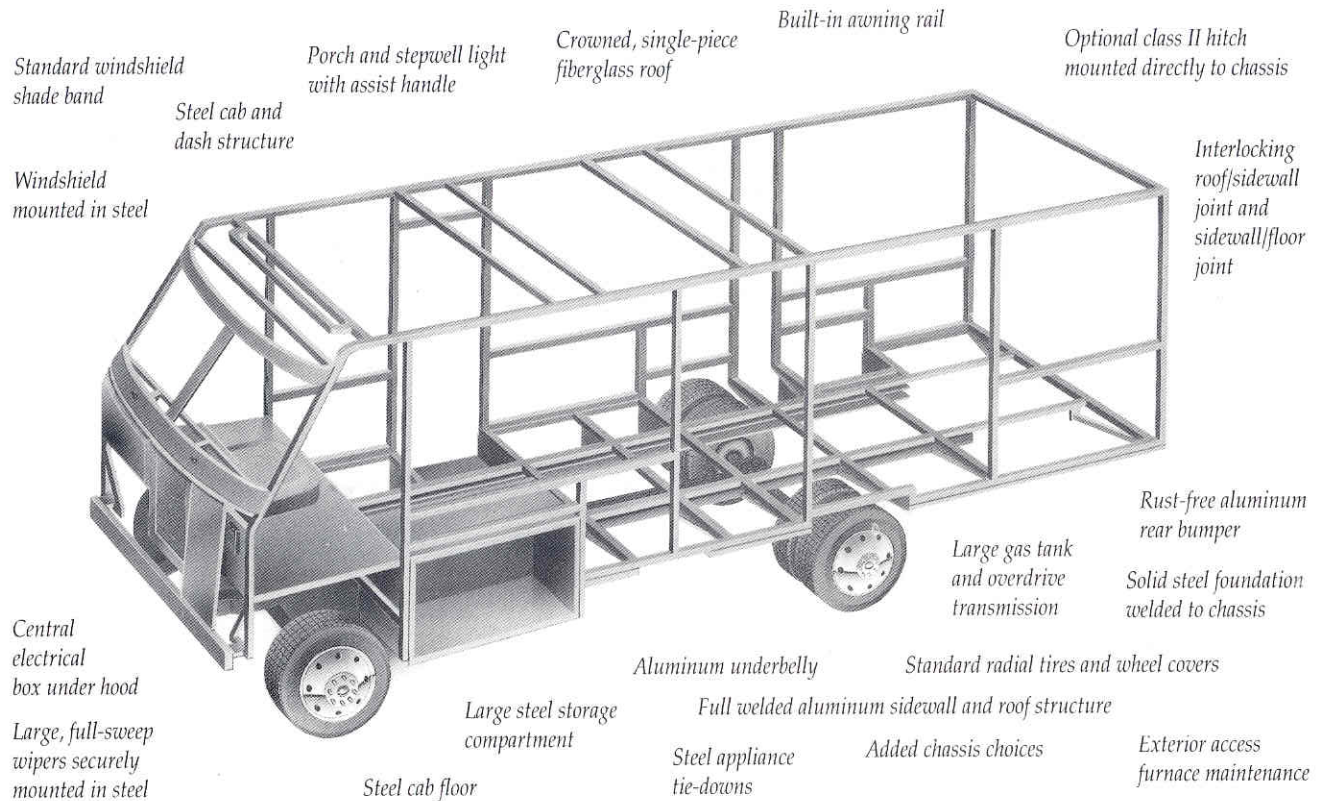


## The Best Design Results In The Best Construction

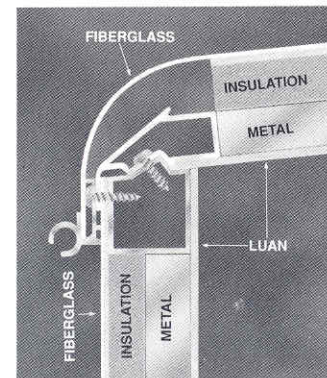
At Winnebago Industries, our reputation is built on quality. Quality that begins with design and continues through construction. With the application of extensive computer-aided design technology to motor home engineering, Winnebago Industries is creating some of the most advanced motor homes on the road today. And they're named Itasca.

These computers also provide sophisticated, accurate load and stress analyses as well as help to assure structural integrity and even weight distribution.

This revolutionary technology is combined with the highest quality materials to achieve solid construction. A high-strength welded aluminum frame supports the sidewalls and roof for maximum stability and safety. The cab and dash are formed with a solid steel framework. No other competitively priced motor home in its class offers you such a high level of construction.



The Sunrise floor to wall joint has a custom extrusion that locks the two pieces in place. This design has a great advantage over the competition because the weight of the floor is supported by this joint, rather than by screws that simply attach the two pieces together.



Sunrise's crowned fiberglass roof wraps over the joint onto the sidewall for a smooth, attractive fit. Our exclusive locking joint system joins roof and sidewalls, providing maximum strength and stability.



## THE MOST COMPREHENSIVE PEACE OF MIND PACKAGE ANYWHERE.

*Included with every 1992 Itasca motor home.  
Only from Winnebago Industries.*

### Preferred Care Program

For the first year of new Itasca motor home ownership, the Winnebago Industries Preferred Care Program provides exceptional peace of mind through a special 24-hour toll-free roadside service network.

#### Special Program Features:

- 24-Hour Nationwide Toll-Free Hotline - U.S. and Canada  
Staffed every day of the year by experienced RV service professionals. Includes access to the following services.
- Emergency Road Service -  
24-hour dispatched emergency road service and towing. Provided through a network of over 20,000 prequalified service locations, including Winnebago Industries dealers.
- 24-Hour Customer Service Assistance -  
Preferred Care representatives provide fast, immediate access for technical assistance questions and if needed, to qualified RV warranty service agencies nationwide. Customer service representatives help define service problems, make service appointments and give directions to the service location while the owner is on the line.
- Special Itasca Owner Plastic I.D. Card and Service Guide -  
Card includes owner's identification and toll-free phone number. The guide explains the program's services.

After the first year of ownership has passed, the Preferred Care plan can be extended, through the Winnebago-Itasca Travelers (W.I.T.) Club.



### Customer First Warranty Plan

Also included with every 1992 Itasca motor home is an impressive package of extended warranty coverage on structural and exterior components. Winnebago Industries' vehicles lead the industry in structural integrity, which is reflected in their excellent resale value retention over the years.

#### Standard Warranty Coverage

Every Itasca motor home is covered by Winnebago Industries' standard 12 month, 15,000 mile limited warranty. See your dealer for full details.

#### Exceptional Carpet Protection

All 1992 Itasca motor homes feature a revolutionary new carpeting that offers beauty, comfort, tremendous wear and fade resistance and an amazing easy-to-clean stain fighting ability. The color is inherent in the carpet's fiber so it can be easily spot cleaned without affecting its beauty.

This is backed by a special five year limited fade and stain warranty, a ten year limited wear warranty and lifetime limited anti-shock protection. See your Itasca dealer for details.

### Extended 36 Month/36,000 Mile Structural Warranty

Following the expiration of the standard Winnebago Industries warranty and for the remainder of the period of 36 months or 36,000 miles on the odometer, whichever comes first, Winnebago Industries will warrant the following to the first motor home owner:

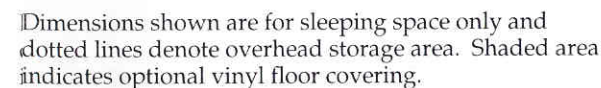
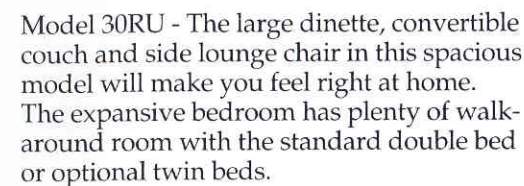
- 1) Sidewall and backwall Thermo-Panel® construction against delamination. Thermo-Panel is the bonding of the exterior skin and the interior paneling to an insulating core material.
- 2) Exterior fiberglass panels used in the construction of the roof, sidewalls and backwall will remain free from surface fiber exposure and will not rust, rot, corrode, or require painting or refinishing (normal pigmentation change excepted) under normal conditions of use.

### Additional 10 Year Coverage

As an indication of Winnebago Industries confidence in their products, limited warranty coverage on roof and sidewall surface materials for the period of 10 years from date of purchase, for the first owner only, is included with every 1992 Itasca motor home.

See your dealer for complete details on the Winnebago Industries Customer First Warranty Plan coverage. Vehicles in service for commercial use are not included in any of the extended warranties.





Floor plan diagram of a mobile home. The layout includes a double bed (54" x 75") on the left, a wardrobe at the top center, a divette (38" x 74") at the top right, a refrigerator, stove, and sink unit at the bottom center, and a step well at the bottom right. A solid door is indicated near the wardrobe. The diagram shows the placement of furniture and fixtures within the room.

Model 23RC - There's plenty of liveability in this compact length with a large convertible dinette, full-size double bed and a private bathroom complete with a solid door.

<u>SPECIFICATIONS:</u>	<u>1992 SUNRISE</u>	<u>23RC</u>	<u>27RC</u>	<u>30RU</u>
Length		22'7"	26'11"	30'4"
Exterior Height w/Roof Air - Chevrolet/Ford		10'6"/NA	10'7"/NA	10'7"/10'8"
Exterior Width		8'	8'	8'
Interior Height		6'8"	6'8"	6'8"
Interior Width		7'7"	7'7"	7'7"
Fuel Capacity (Gals.) - Chevrolet/Ford		40/NA	60/NA	78/75
Fresh Water Capacity (Gals. w/Heater, Dbl./Twin Bed)		49/NA	60/NA	60/55
Holding Tank Capacity (Gals.) Main/Auxiliary		37/25	37/40	28/49
LP Capacity (Lbs.)		60	60	100
Furnace (BTU's)		25,000	25,000	30,000
GVWR (Lbs.) Chevrolet - Std/Opt		11,800/12,300	12,300	14,800
Ford		NA	NA	17,000
Wheelbase		137"	158.5"	178"
Exterior Storage (Cu. Ft.)		37.35	47.10	50.88



# 1992 ITASCA SUNRISE

## STANDARD EQUIPMENT\*

### AUTOMOTIVE FEATURES:\*

Chevrolet Chassis: 454 V-8 Fuel-Injected  
Gasoline Engine  
Automatic Transmission  
w/Cooler & Overdrive  
Front Suspension: Independent; Coil  
Springs w/Auxiliary Air Springs  
Rear Suspension: Leaf Springs  
630-CCA Battery  
105-Amp. Alternator  
Radial Tires w/Spare  
Emergency Start Solenoid w/Dual  
Battery Switch  
Intermittent Windshield Wipers  
Automotive Air Conditioning  
Power Assist Steering w/Tilt Wheel  
Cruise Control  
Map Light  
Electronic Tune AM/FM/Cassette Stereo  
w/Speakers, Digital Clock & Roof-  
Mounted Flexible Rubber Antenna  
Radio Power Switch for Main or Auxiliary  
Battery Use  
Bucket Seats (Reclining, Swivel/Slide  
Pedestals, Armrests, Remote  
Controls, Adjustable Support &  
3-Point Retracting Seatbelts)  
Sunvisors w/Map Pockets  
Locking Hood Release  
Under Hood Light w/Switch  
Front Wraparound Curtain w/Track

### APPLIANCES/SAFETY FEATURES:\*

4-Burner Range w/Oven  
Microwave Oven  
Powered Range Hood w/Light & Vent  
Flush-Mounted, Double-Door  
Refrigerator/Freezer  
Demand Water Pump w/2 Switches  
Recessed Double Stainless Steel Sink  
w/Cover & Dual Control Faucet  
25,000 BTU Electronic Ignition Furnace  
(23RC & 27RC)

30,000 BTU Electronic Ignition Furnace  
(30RU)

6-Gal. LP Water Heater  
32-Amp. Converter/9-Amp. Battery  
Charger & 25' Power Cord  
LP Leak Tester & Smoke Detector  
Ground Fault Interrupter  
10-B.C. Fire Extinguisher  
Monitor Panel - Water, LP & Holding  
Tank Levels, Battery Condition  
Gauge & Water Pump Switch  
w/Pilot Indicator Light

### INTERIOR FEATURES:\*

Stain Resistant Carpeting w/Pad  
Padded Ceiling  
Coach Ceiling Vent(s)  
Entrance Door Overhead Cabinet  
(27RC & 30RU)  
Entrance Door Overhead Key Hook  
Rack (23RC)  
Recessed Decorator Wall Clock  
Cabinet Doors - Oak-Framed w/Mirrored  
& Oak Inserts  
Lounge Decorator Wall Lamp  
(27RC & 30RU)  
Paper Towel Holder  
Flip-Up Galley Extension (23RC)  
Bedsprad(s), Pillow Shams, Filler &  
Throw Pillow  
Bedroom Decorator Wall Lamp  
Nightstand (30RU)  
Wardrobe w/Mirrored Doors, Clothes  
Rod, Shelf & Drawers  
Solid Bath Door w/Built-In Towel Racks  
Lavatory w/Molded Soap Dishes  
Make-Up Lights  
Shower w/Flexible Shower Head &  
Built-In Corner Caddy  
Shower Door (30RU)  
Marine Toilet  
Medicine Cabinet w/Mirrored Wooden  
Doors (23RC & 27RC)  
Linen Cabinet w/Mirrored Wooden  
Doors & Adjustable Shelves (30RU)  
Beveled Wall Mirror (30RU)  
Tissue Holder Towel Ring (23RC & 27RC) &  
Towel Bar (30RU)  
Power Bath Vent

### EXTERIOR FEATURES:\*

2 Deep Cycle RV Batteries  
Porch Light w/Stepwell Light  
110-V Curbside Outlet  
Lined Storage Compartments w/Locking  
Doors & Door Props  
10' Sewer Hose & Storage Compartment  
Lockable Water Fill Door  
Radiused Corner Entrance & Screen Doors  
Secondary Deadbolt Lock  
Retractable Entrance Step  
Generator Prep Kit - Gas Line, Steel Floor  
& 12V Wiring  
Single-Piece Crowned Fiberglass Roof  
Roof Air Pre-Wiring  
Awning Extrusion Rail  
Rear Bumper: Formed & Painted  
Aluminum w/End Caps  
Trailer Wiring Pigtail  
Tire Tools (Wrench & Leverage Bar)  
Chrome Wheel Covers  
Tinted Windows

### WARRANTY:

Complete Details of Warranty Terms and  
Conditions are Available at Your  
Itasca Dealer.

### OPTIONAL EQUIPMENT\*

Ford Chassis: 460 V-8 Fuel-Injected  
Gasoline Engine  
Automatic Transmission  
w/Cooler & Overdrive  
Front Suspension: Mono Beam Axle  
w/Leaf Spring  
Rear Suspension: Multi-Leaf Springs  
650-CCA Battery  
100-Amp. Alternator  
Chevrolet Chassis: (23RC)  
12,300 Lb. GVWR (All Other  
Specifications Same as 11,800 Lb.  
GVWR)  
6.2L Diesel Engine (23RC & 27RC)  
Front Stabilizer Shocks & Rear Air  
Bags (Chev. Only)  
4,000-Watt Generator - Insulation, 110-V  
Wiring, Generator Start Switch,  
Hourmeter

6,500-Watt Generator - Insulation, 110-V  
Wiring, Generator Start Switch,  
Hourmeter (30RU)

13,500-BTU Roof Air Conditioner  
2nd Roof Air Conditioner (30RU)  
TV Antenna w/Jacks, Coax Cable,  
Cable Ready, Splitter, 12-V  
Receptacle & TV Stand

Front Remote Controlled 13" Color TV  
& VCR w/Switching System &  
Speakers

Front Remote Controlled 13" Color TV  
& Cabinet w/Speakers

Rear Remote Controlled 9" Color TV  
(30RU w/Double Bed)

110-V Inverter (Available w/TV/VCR  
Options)

C.B. Prep Kit

Vinyl Galley Flooring

Coffee Maker

Front Pull-Down Bed

Twin Beds (30RU)

Exterior Shower Faucet w/Water  
Pump Switch

Auxiliary Battery Disconnect

Water Heater Winterization By-Pass Valve  
Motoraid Water Heater & Rear

Automotive Heater

Patio Entertainment Center

Luggage Rack & Ladder

Undercoating

Trailer Towing Package w/Class II Hitch  
Color Options:

Sunset Rose - Berry "Aztec" Pattern  
on Flat Woven Texture

Painted Sky - Sparkling Medium Blue  
Velvet w/Multi-Colored Fleck  
Splashes

\*Not all standard features or options are available on all  
models. See your dealer for availability of specific options.

Winnebago Industries' continuing program of product  
improvement makes specifications, equipment, and model  
availability subject to change without notice.





High-grade interior fabrics and carpet treated with Scotchgard™ Protector add lasting beauty. Sunrise features a new carpet, backed by extensive fade, stain, wear and anti-shock warranty protection. The padded vinyl headliner adds extra sound absorption, insulation and easy maintenance, while providing 6' 8" of maximum headroom. Deep overhead cabinets with adjustable shelves are located at a convenient height for easy storage. The handsome cabinetry includes several etched-mirror cabinet doors.



Choose from two beautiful decors. Sunset Rose - a berry, "Aztec" pattern on a flat-woven texture or Painted Sky - sparkling, medium-blue velvet with multi-colored fleck splashes.

Scotchgard™ is a registered trademark of 3M.





The bedroom includes "Deluxe Supreme" mattress(es) for added comfort, adjustable reading light(s), bedspread(s) and pillow shams, and plenty of storage. A 9" remote control color TV is optional in the 30RU bedroom with walk-around full-size bed. 30RU bedroom shown.



The full-featured kitchen makes cooking on the road as easy as at home. A recessed double stainless steel sink with sliding cover, four burner range with oven, microwave, and flush-mounted refrigerator/freezer are all standards. Vinyl galley flooring is available as an easy maintenance option.



An extra-large wardrobe with shelves, drawers and mirrored doors is included. Both wardrobe and galley storage drawers are made of wood with easy-glide metal slider mechanisms.



The bath includes plenty of storage in the medicine cabinet, a large single-piece shower surround with molded shelves, make-up lights and rectangular sink.





The stylish, aerodynamic front end is as functional as it is beautiful with extra-large driver and passenger side windows, recessed clearance lights and a single, full-width hood for easy access to the engine compartment. Quad headlights and large turn signals add style and safety. Large wipers improve wet weather vision and feature a single powerful motor.



The crowned, single-piece fiberglass roof resists tears, punctures and heat degradation, unlike the competition's rubber roofs. It's backed by an exclusive 10 year warranty. See page 6 for details.



Large exterior locking storage bays are made of steel, have insulated, radius-cornered doors and include high-quality, automotive-type weather seals.




A handy exterior shower with its own water pump switch is optional.



# ITASCA QUALITY IN THE MAKING



Every Itasca motor home is custom-built from the ground up at the Winnebago Industries factory, which is the largest in the industry. Stitchcraft furniture is designed with high-grade fabrics from the country's top mills to be both comfortable and beautiful. Our cabinetry is hand-crafted with select lumber for richness and strength. Having these and many other component production facilities on-site guarantees the quality of Itasca's fit and finish.



As part of our commitment to excellence, Winnebago Industries thoroughly tests every motor home before it is added to the Itasca line. In the prototype stage, these include: the vibration test, salt-water spray test, weight distribution test, and extensive miles on our test track. Then, in actual production, each motor home has to pass a series of quality-control tests. Above, a motor home travels through a high-pressure water tunnel.



Come tour 60 of the most productive acres in Iowa. Stop by the Winnebago

Industries factory in Forest City and observe the dedication and commitment put into the production of every Itasca motor home. It's the largest RV plant in the world. For more information about our free factory tour, call 515-582-3535.



At Winnebago Industries, we have a commitment to excellence that's carried throughout every Itasca motor home. It's called Team Winnebago. For more than thirty years, everyone on the Team - from designers and engineers to assemblers - has helped establish Winnebago Industries' tradition as the most trusted name in motor homing. And since the first Itasca motor home hit the road back in 1974, the tradition has been applied to every Itasca. Team Winnebago - building the best motor homes in the industry.



All Itasca owners are invited to join the W.I.T. (Winnebago-Itasca Travelers) Club. As a member, you can take part in rallies and caravans, receive exclusive discounts and services, and enjoy the company of others you meet on the road to the good life. For more information, call W.I.T. at 515-582-6874.

For Itasca Sales and Service, contact:

