



VISTA

Performance, agility
and full-feature comfort.



Room to move.

Thoughtful touches give the Vista's interior a feel that is much larger than its nimble 21-foot length. A front to back 6'5" ceiling height adds to the roomy feel. Overhead cabinets are plentiful and spacious while additional, conveniently accessible interior storage is provided under the couch and front dinette seat.

You'll appreciate the privacy provided by the pleated shades found in the lounge area. Interior comforts also rate an "A" with custom Stitchcraft furniture, carpeted living area and easy-to-clean Congoleum® floorcovering in the galley and bath areas.

Head of the class.

Looking for the versatility of a full-featured Class C motor home with impressive driving performance? Vista's the answer. Its proven Volkswagen drivetrain provides a tough 201-hp V6 engine with surprising power and fuel efficiency. Independent front torsion-bar suspension, front wheel drive and convenient size make the Vista an absolute pleasure to drive and maneuver. And there's more: modern design features include a comfortable, roomy interior and basement storage. In fact, Vista has so much to offer, you won't believe it's only 21 feet long.



A living space that encourages good living.

Whether your hobby is bird watching or people watching, Vista has plenty of room for comfortable living.






Just like home.

The rear bath area includes a good-size shower, molded sink and vanity, and a surprisingly spacious wardrobe. The toilet is residential height and features a foot-pedal flush for added convenience.



A good night's rest.

Vista's versatile floorplan provides plenty of sleeping space. The dinette and couch easily convert into comfortable beds and the overhead bunk offers roomy accommodations.



Driving performance.

Essential controls are right at your fingertips, including the Sony® AM/FM CD player with wireless remote. Dual airbags provide safety and peace of mind. Additional touches include the heated windshield wiper washer nozzles, fresh filtered dash air system, and the one-touch power windows with a pinch guard feature. When the auto-up feature is active, the windows will retract automatically if resistance is noted.



The key to it all.

Only your key starts the engine. It's electronically encoded for anti-theft security. A keyless entry remote is built into the handle, eliminating the need for a separate transmitter. And when not in use, the key folds into the handle so it's easier on your pants pocket.



Fine dining.

There's no reason to curtail adventurous meal making. The fully equipped galley features a three-burner Magic Chef® range/oven plus a recessed stainless steel sink. The Deluxe Package replaces the range/oven with a microwave and a three-burner range top with storage. The spacious cabinetry has been designed to maximize convenient storage. The large handles enable easy opening and closing of both drawers and doors.




Stock up, chill out.

The roomy single-door refrigerator with freezer provides ample cold storage for all your goodies. A shelf above the refrigerator is designed to accommodate a television (television not included) and is equipped with a 12-volt power receptacle and an antenna/cable connection.



A good gauge.

The conveniently located monitor panel features a flush-mount design. You can easily check and operate important functions such as tank levels, the generator start/stop switch, water pump and battery power.



Lock it away.

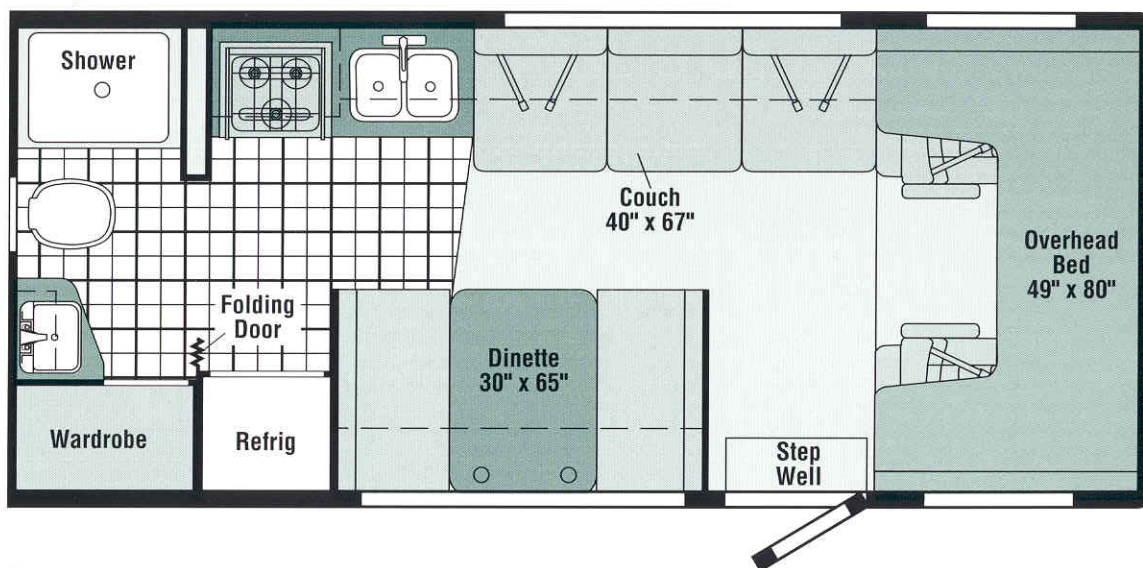
Innovative use of space sets the Vista apart. A good example is the lockable storage box designed into the driver's door trim panel.



It's great outside.

Vista's one-piece fiberglass sidewalls are amazingly tough—typical for Winnebago Industries design. The combination of a powerful V6 engine that produces 201 horsepower and front-wheel drive allows for superior handling. Basement storage lets you bring along extra gear. Stylish 16" aluminum wheels are available.

FLOORPLAN



Vinyl Floorcovering



Seat Belts

Note: Dimensions shown are for sleeping space only and may vary due to styling differences. Dashed lines denote overhead storage areas.

21B

- Convenient in-line galley
- Generous sleeping and seating accommodations
- Rear bath with large wardrobe
- Overhead bunk area

INTERIORS



2003 Winnebago Vista® Specifications

	21B
Length	21'4"
Exterior Height w/AC*	10'2"
Exterior Width	7'3"
Exterior Storage (cu. ft.) [○]	29.6
Interior Height	6'5"
Interior Width	7'
Fresh Water Capacity w/Heater (gal.)	20
Holding Tank Capacity - Black/Gray (gal.)	16/16
LP Capacity [△] (gal.)	5.9
Fuel Capacity (gal.)	21
GCWR (lbs.)	9,275
GVWR (lbs.)	7,275
GAWR - Front (lbs.)	3,527
GAWR - Rear (lbs.)	3,968
Wheelbase	152"

Standard - S Optional - O

21B

AUTOMOTIVE/CHASSIS

Chassis - Volkswagen® V6 2.8L fuel-injected gas engine, 201-hp, 4-speed electronically controlled automatic transmission, 280-amp. battery/150-amp. alternator, onboard vapor recovery system, Tire spare, 16" Tires & Wheels , Tire Tools jack, lug wrench, 4-Wheel Disc Brakes , Wheel Covers	S
Air Springs auxiliary, 3T's*	O
Trailer Hitch □ 2,000-lb. drawbar/200-lb. maximum vertical tongue weight & wiring	O
Wheels* stylized aluminum	O

CAB AREA & DRIVER CONVENIENCES

Beverage Tray, Cab Seats (fabric) w/3-point adjustable seat belts, fixed lumbar support, adjustable headrest, multi-adjustable slide/recline, Cigarette Lighter/Powerpoint , Cruise Control , Hood Release , Map Lights (2) , Power Door Locks & Windows , Power Assist Steering , Sunvisors (2) , Trim Panels (driver side) lockable compartment, (passenger side) open compartment, Windshield Wipers intermittent	S
---	---

ENTERTAINMENT

Radio (Cab) AM/FM stereo CD, Sony speakers (6), TV Antenna (amplified), 12-volt powerpoint, interior jack, coax wiring, cable input	S
--	---

INTERIOR

Blinds mini, bathroom, Bunk front overhead w/mattress, sliding side windows, privacy curtain, Clock , Curtain cab divider, Lights ceiling, incandescent w/wall switches, Map Pocket , Roof Vent nonpowered, front overhead bunk, Shades pleated, dinette/lounge, Wardrobe Cabinet carpeted shelf, clothes rod	S
---	---

CABINETRY

Woodgrain Portsmouth Oak stile-and-rail construction w/flat panel inserts	S
---	---

COUNTERTOPS

21B

FLOORCOVERING

Carpeting w/pad, Vinyl bath & galley	S
--------------------------------------	---

FURNITURE

Couch, Dinette access to storage below	S
--	---

GALLEY

Countertop Rail, Faucet single-control, Range Hood w/light & fan, Range 3-burner w/oven, Refrigerator/Freezer single-door, Norcold®, Roof Vent* nonpowered, Sink double, stainless steel, Wall Border	S
Microwave Oven* Samsung* includes 3-burner range w/storage below	O

BATH

Cabinet lavatory, Cabinet medicine, Faucet (Lavatory) dual-control, Faucet (Shower) dual-control w/flexible showerhead, Roof Vent powered, Shower Curtain, Shower w/removable clothes rod & light, Sink rectangular, Tissue Holder, Toilet w/foot-pedal flush, Towel Bar, Towel Ring	S
--	---

EXTERIOR

Awning Rail w/rain gutter, Door entrance w/separate screen door, deadbolt lock, Door fuel-fill, locking, Entrance Door Step single, manual, Light porch light w/interior switch, Mirrors electric remote w/defrost, Mudflaps front & rear, Receptacle AC duplex, Sidewall Skin 1-piece fiberglass, Storage Compartments w/trunk liner	S
---	---

SYSTEMS

Air Conditioner pre-wired for roof A/C, Automotive Heater/Air Conditioner, Auxiliary Start Circuit, Battery (Coach) group 24 deep cycle, Battery Charge Control automatic dual, Drain 1" water tank, Drain water system, thru floor, Electrical System DC fuses, AC breakers, 45-amp. electronic converter, Furnace 19,000 BTU, Generator Prep Kit, Monitor Panel wall-mount, battery condition gauge, holding tank levels, LP tank level, water heater light(s), water heater switch, water pump switch, water tank level, Power Cord 30-amp., Service Center (Drainage/Water) city water hookup, drainage valves, Sewer Hose 10', Tank LP, permanent mount w/gauge, Water Heater 6-gallon electronic ignition, LP gas, Water Heater Winterization Bypass Valve manual, Water Hookup city, Water Pump demand, Water System Winterizing Valve manual, Water Tank Fill gravity w/locking door	S
Air Conditioner (Roof)* 7,100 BTU	O
Air Conditioner (Roof) w/heat strip*; available w/7,100 BTU AC or Deluxe Feature Package AC	O
Deluxe Feature Package* stylized aluminum wheels, microwave oven w/3-burner range top w/storage, high-efficiency roof air conditioner	O
Generator* 2,800-watt, Onan MicroLite, gas, generator hourmeter gauge & generator start/stop switch on monitor panel	O
Wash Station exterior w/lighted pump switch	O

SAFETY

Airbags driver & passenger, Assist Handle exterior, Assist Strap interior, Bumpers front & rear, Detectors/Alarms LP leak, smoke, carbon monoxide, Fire Extinguisher 10 B.C., Ground Fault Interrupter, Light center high-mount brake lamp, Lights daytime running lamps, Window escape	S
---	---

WARRANTY

12-month/15,000-mile basic limited warranty, 36-month/36,000-mile warranty on structure,** Standard 10-year limited parts-and-labor roof skin warranty, 2-year/24,000-mile basic warranty on chassis/cab from Volkswagen of America, Inc.**	S
---	---



Blue Cameo



Sagebrush



Sandstone



Portsmouth Oak Woodgrain

It's the little things. Of course, the medium and big-sized things are pretty neat, too.

Very cool.

Relax in comfort on hot days with the available 7,100 BTU roof-mounted air conditioner. A high-efficiency roof-mounted air conditioner is also available as part of the Deluxe Feature Package. (Shown.)

Great moves.

You'll find Vista's combination of front-wheel drive, a powerful engine and independent front torsion-bar suspension gives it superior maneuverability and handling.



You've got pull.

The available trailer hitch plus a powerful V6 engine gives Vista 2,000 pounds of towing capacity. □



Keep it clean.

The convenient location of Vista's available wash station keeps messy clean-up jobs outside. A second water pump switch is located in the compartment so you don't have to track inside to turn on the pump.

Smoother sailing.

Available adjustable rear auxiliary air springs help make your ride smooth.

Easier access.

Cab doors open nearly 90° for easy access.

One good turn.

A tight turning radius and responsive rack-and-pinion steering make for easy maneuverability.

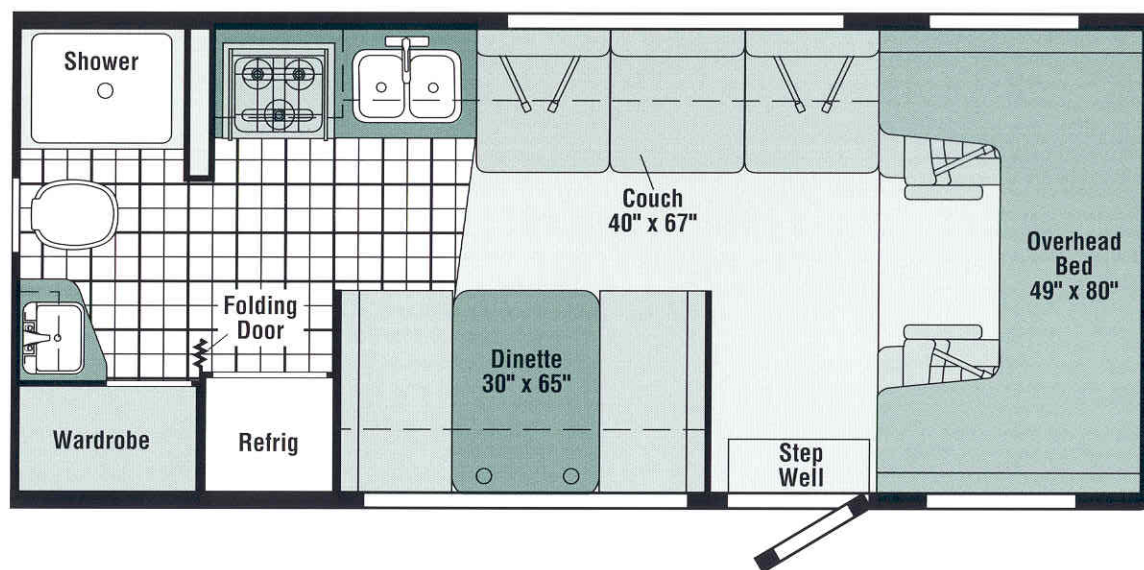




It's great outside.

Vista's one-piece fiberglass sidewalls are amazingly tough—typical for Winnebago Industries design. The combination of a powerful V6 engine that produces 201 horsepower and front-wheel drive allows for superior handling. Basement storage lets you bring along extra gear. Stylish 16" aluminum wheels are available.

FLOORPLAN



Vinyl Floorcovering



Seat Belts

Note: Dimensions shown are for sleeping space only and may vary due to styling differences. Dashed lines denote overhead storage areas.

21B

- Convenient in-line galley
- Generous sleeping and seating accommodations
- Rear bath with large wardrobe
- Overhead bunk area

INTERIORS



Not all motor homes are created equal.

As you take a closer look, you'll see that there is much more to the Winnebago Vista than a long list of standard features and a compelling floorplan. Beneath it all you'll find a SuperStructure™ foundation of strength and durability, and Winnebago Industries' recognized service and warranty support.



We are committed to service.

We back our motor homes with the best after-the-sale service in the industry.

- 12-month/15,000-mile basic limited warranty
- 36-month/36,000-mile warranty on structure
- Standard 10-year limited parts-and-labor roof skin warranty
- Complimentary 24-hour Roadside Assistance Program
- TripSaver Fast Track Parts. TripSaver guarantees that in-stock warranty parts ship directly to your dealer within 24 hours
- Nationwide Dealer service network

Certified quality.

Recreation Vehicle Dealer Association members annually rate RV manufacturers on the quality of their products, and on their sales and service support. Winnebago Industries has achieved the coveted Quality Circle Award every year since its inception, the only major motor home manufacturer to do so.

Learn more about what sets Winnebago Industries apart.

Ask your dealer for this guide. It will help you learn what makes Winnebago Industries motor homes distinctly superior to other brands.

Warning: Joining WIT has been known to cause excessive fun.

Winnebago-Itasca Travelers (WIT) is a club for owners of Winnebago Industries motor homes. WIT is a great way to meet people and offers you:



- Caravans and rallies
- Local and state group activities
- Benefits for RVers



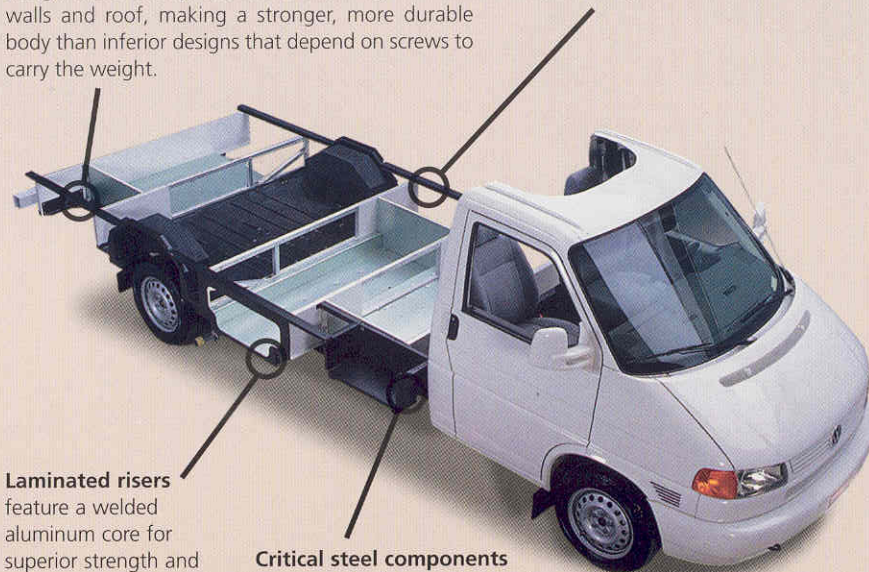
is the term given to Winnebago Industries' structural motor home design and construction. Rather than a single component, it is the culmination of design integration that incorporates steel and aluminum substructures, welded tubular steel floor risers, interlocking joint technology, and Thermo-Panel® floor, roof and sidewalls to form a high-strength, durable vehicle body.

Interlocking joint construction

utilizes advanced extruded aluminum components to create integrated floor-to-sidewall joints. This design more evenly distributes the weight of the walls and roof, making a stronger, more durable body than inferior designs that depend on screws to carry the weight.

The foundation substructure

assembly is precision-aligned to maximize strength and cross-coach support as well as durability.



Laminated risers

feature a welded aluminum core for superior strength and provide a stable base for the floor structure and storage compartments.

Critical steel components

are treated using an advanced electrodeposition coating process that provides superior corrosion protection.



©2002 Winnebago Industries, Inc., Forest City, IA 50436. Printed in USA.

Seat belts are your most important hookup. Always buckle up.
Visit us at www.winnebagoind.com