

NOT ALL MOTOR HOMES ARE CREATED EQUAL. As you take a closer look, you'll see that there is much more to the Winnebago Aspect than a long list of standard features and compelling floorplans. Beneath it all you'll find a SuperStructure® foundation of strength and durability, and Winnebago Industries' recognized service and warranty support.



WE ARE COMMITTED TO SERVICE. We back our motor homes with the best after-the-sale service in the industry. This includes a 12-month/15,000-mile basic limited warranty; 36-month/36,000-mile warranty on structure; standard 10-year limited parts-and-labor roof skin warranty; and complimentary 24-hour Roadside Assistance Program. TripSaver Fast Track Parts guarantees that in-stock warranty parts ship directly to your dealer within 24 hours. Winnebago Industries has a nationwide dealer service network.



CERTIFIED QUALITY. Recreation Vehicle Dealer Association members annually rate RV manufacturers on the quality of their products, and on their sales and service support. Winnebago Industries has achieved the coveted Quality Circle Award every year since its inception, the only RV manufacturer to do so.



WARNING: JOINING WIT HAS BEEN KNOWN TO CAUSE EXCESSIVE FUN. Winnebago-Itasca Travelers (WIT) is a club for owners of Winnebago Industries motor homes. WIT is a great way to meet people and offers you caravans and rallies, local and state group activities, and other benefits for RVers.

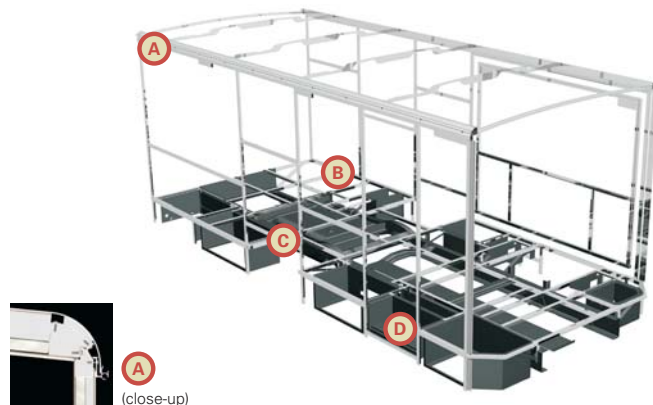


© 2004 Winnebago Industries, Inc., Forest City, IA 50436. Printed in USA.

Seat belts are your most important hookup. Always buckle up.

NYSE listing: WGO

Visit us at www.winnebagoind.com



SUPERSTRUCTURE is the term given to Winnebago Industries' structural motor home design and construction. Rather than a single component, it is the culmination of design integration that incorporates steel and aluminum substructures; welded tubular steel floor supports; interlocking joint technology; and Thermo-Panel® floor, roof and sidewalls to form a high-strength, durable vehicle body.

Thermo-Panel manufacturing combines a durable exterior panel with welded aluminum support substructures. The substructures are embedded in a high-density, block-foam insulation core to create a strong, durable, yet lightweight sidewall. Just another Winnebago Industries' invention.

A Interlocking joint construction utilizes advanced extruded aluminum structural components to create integrated floor-to-sidewall and sidewall-to-roof joints. This design effectively distributes the weight of the walls and roof, making a stronger and more durable body than competitor designs that rely on screws to carry the weight.

B The foundation substructure assembly is precision-aligned to maximize strength and cross-coach support as well as durability.

C Tubular steel floor supports provide a stable base for the floor structure and storage compartments.

D Critical steel components are treated using an advanced electrodeposition coating process that provides superior corrosion protection.



One-year-old competitor's rubber roof



One-year-old Winnebago Industries fiberglass roof

BUILT TO A HIGHER STANDARD.

The Aspect features a crowned, one-piece fiberglass roof skin backed with a 10-year limited parts-and-labor roof skin warranty. Fiberglass offers superior strength, attractiveness and durability compared to rubber roofs found on many competitive models. Over time, rubber roofs are susceptible to chalking, streaking and degradation, and have less puncture and tear resistance than fiberglass.





26A - Mocha with Sierra Maple

**BRAND-NEW MODEL.
SAME WINNEBAGO QUALITY.**

Introducing the all-new Aspect. The latest addition to Winnebago Industries' lineup of Class C motor homes. One look at the Aspect and its aerodynamic lines, and you can see it's designed for an active lifestyle. Once behind the wheel, you're treated to a quiet ride with plenty of get-up-and-go. And at the end of the day, you'll enjoy a comfortable and roomy interior loaded with Smart Space™ design elements that make the most of each available inch. Add in amenities normally found in much larger coaches, such as a 24" flat-screen TV, available rearview monitor and spacious sleeping areas, and you have a motor home sure to turn a few heads. Announcing the new 2005 Aspect.



A GREAT FIRST IMPRESSION.

Set foot inside the Aspect and you can't help but be impressed by the spaciousness created by the slideroom. Stitchcraft furniture and plush carpeting can be found in the living area. The hoop-base swivel/glider chair is especially relaxing. It moves easily and locks in place while traveling. It's standard on the 26A (not available on the 23D). Congoleum® vinyl flooring extends back through the galley and into the bathroom, allowing for easy cleanup, while the residential-height toilet and shower with skylight make you feel more at home.

The available Coleman® Polar Mach® high-efficiency roof air conditioner provides maximum cooling power and is thermostat controlled, while the available heat pump takes the bite out of the air on those cool mornings, without firing up the furnace. Day/night pleated shades control light, allowing you to cozy up for a nap any time you like.

While these amenities all add up to a great first impression, its features, such as the easily accessible wall-switch-controlled ceiling lights, premium Stitchcraft furniture and innovative storage space, will help you enjoy your Aspect long after your first encounter.

SLEEP TIGHT.

Everyone will sleep easy in the Aspect. The couch and dinette convert to form roomy sleeping areas on the 23D, while the 26A features a double bed and a U-shaped dinette with flip-up extension that easily converts into a spacious 45" x 82" sleeping area.



23D - Fresco with Washed Maple



THE COMFORTS OF HOME ON THE ROAD.

Feel at home anywhere, thanks to the standard front entertainment center with a 24" RCA® flat-face color stereo TV that is satellite-system ready. Enhance your audio with the Deluxe Sound System featuring the 5-Channel QSurround™ sound system and 24" Sony® flat-face color TV. For entertainment anywhere, even when you're not connected to shoreline or generator power, select the available 300-watt inverter.

Modern conveniences aren't limited to the living area. Step into the galley and find the latest in space-saving design elements, including a double-door refrigerator/freezer and a pantry with pullout wire shelving. The recessed, molded double sink comes with a sink cover, providing you with additional work space, while the built-in microwave with vented range hood and light help you prepare a delicious meal with ease. For the cook, choose from the standard three-burner Magic Chef® range with oven or opt for more storage by choosing the available range top with drawers below. The onboard water system is available with a filtration system for delicious drinking water anywhere your travels take you.



KING OF THE ROAD.

Every element of the dash is designed with the driver's needs in mind. From the conveniently positioned power window and door locks to the nearby cupholders and storage compartment, the driver is able to focus his or her attention on the road.

WORTH A CLOSER LOOK.

A) With the Aspect, the difference is in the details. From the multi-position, high-back Stitchcraft cab seats with fixed lumbar support to the convenient map pockets located in the driver and passenger doors, great care was taken to make your time behind the wheel more pleasurable.

B) Our exclusive Trimline™ center console is another example of the Smart Design™ that goes into each and every Winnebago Industries motor home. Its innovative design allows for more legroom in the cab area and easier entrance to the living area.

C) Get a clear view of what's behind you with the new available LCD rearview monitor panel—conveniently located in the driver's sunvisor.

D) For ease of entry, we've added remote-controlled, keyless, power door locks for the driver, passenger and entrance doors.

E) Stay in touch with the available two-way radios. The four radios have up to a five-mile range and recharge from the coach's house batteries at their built-in charging station.

A




B



C



D



E



A



B



C




D



E



F



G



DESIGNED FOR YOUR LIFESTYLE.

Aspect is the perfect getaway vehicle to make short weekend trips seem longer and more relaxing. It has the small touches and unique features usually found on much larger motor homes. So go impress the relatives. Wow the in-laws. Or tailgate at a ballpark you've always wanted to visit. The Aspect makes it possible.

A) Keep you and your loved ones protected from the heat of the midday sun with the available exterior awning.

B) Controlling the radio has never been easier, thanks to the two remotes—one is hand-held for use when parked and one is attached to the steering wheel.

C) Winnebago Industries' engineers worked closely with the radio manufacturer to create the RV Radio®—a radio designed specifically for motor home applications. Large control knobs and buttons are easy to operate and you can run it from the house batteries by flipping the radio power switch. A weather band provides updates at the touch of a button.

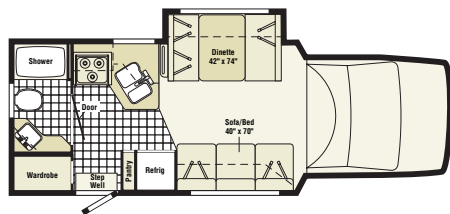
D) Bring your entertainment outside with the available exterior entertainment center. It features an AM/FM radio with antenna, a CD player, a 12-volt DC receptacle, a TV jack, a 110-volt outlet, speakers, a removable table and a lockable compartment door. A portable satellite dish hookup is conveniently located in the electrical service compartment (portable satellite dish not included).

E) Once you've reached your destination, surprisingly spacious exterior storage compartments make it easy for you to access your belongings.

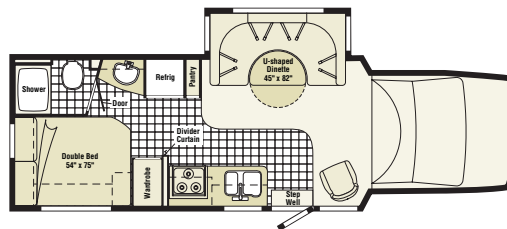
F) Winnebago Industries' exclusive TrueLevel™ holding tank monitoring system incorporates Mirus™ detector cells to ensure accurate fresh and wastewater tank level readings. Mirus detector cells produce a microelectric field that detects liquid levels from outside the tank. No more probes to corrode or clog. Just true, accurate readings time after time.

G) Bring your favorite towable plaything along, using the standard 5,000-lb. capacity, 350-lb. tongue weight hitch with fixed-mount female-socket connector.

FLOORPLANS AND EXTERIORS



23D



26A



Vinyl Floorcovering



Seat Belts

Note: Dimensions shown are for sleeping space only and may vary due to styling differences. Dashed lines denote overhead storage areas.



Titanium Metallic



Light Autumnwood Metallic



Standard Graphics



Spruce Green Metallic



Cirrus Blue Metallic

Deluxe Graphics

INTERIORS



Fresco



Jagged Creek



Mocha



Sierra Maple



Washed Maple

LOOKS GREAT INSIDE AND OUT.

We believe the same high standards we apply to construction should apply to interior design. That's why we design efficient floorplans based on customer input, why we look for durable fabrics in pleasing colors, and why we handcraft our own cabinets using traditional panel and rail construction.

The available deluxe graphics package with silver cab, stylized body paint and painted fiberglass running boards with wheel lips is sure to get admiring looks. And the available flush-mounted, dual-glazed, thermo-insulated coach windows will add comfort in both warm and cool weather.

Winnebago Industries' continuing program of product improvement makes specifications, equipment, model availability and prices subject to change without notice. Comparisons to other motor homes are based on the most recent information available.